



US00D590782S

(12) **United States Design Patent**
Asada

(10) **Patent No.:** **US D590,782 S**
(45) **Date of Patent:** **** Apr. 21, 2009**

(54) **TWO-STEP PUSH SWITCH**

(75) Inventor: **Makoto Asada, Yao (JP)**

(73) Assignee: **Hosiden Corporation, Osaka (JP)**

(**) Term: **14 Years**

(21) Appl. No.: **29/298,833**

(22) Filed: **Dec. 13, 2007**

(30) **Foreign Application Priority Data**

Jul. 4, 2007 (JP) 2007-018021
Nov. 8, 2007 (JP) 2007-030905

(51) **LOC (9) Cl.** **13-03**

(52) **U.S. Cl.** **D13/170; D13/158**

(58) **Field of Classification Search** D13/171,
D13/158, 170; 174/66; 200/5 R, 5 A, 1 B,
200/293, 296, 329, 406, 513, 520, 530, 302.1,
200/302.2, 314, 315, 341, 344; 315/291-296;
338/198-200

See application file for complete search history.

(56) **References Cited**

U.S. PATENT DOCUMENTS

5,660,272 A * 8/1997 Janniere et al. 200/517
6,018,132 A * 1/2000 Chen 200/406
6,114,644 A * 9/2000 Nishikawa 200/406
6,262,383 B1 * 7/2001 Nishikawa 200/406

6,495,783 B2 * 12/2002 Rochon et al. 200/406
7,022,928 B2 * 4/2006 Watanabe et al. 200/406
D561,705 S * 2/2008 Tsuduki et al. D13/171
2006/0076223 A1 * 4/2006 Lung 200/329

* cited by examiner

Primary Examiner—Selina Sikder

(74) *Attorney, Agent, or Firm*—Panitch Schwarze Belisario & Nadel LLP

(57) **CLAIM**

The ornamental design for a two-step push switch, as shown and described.

DESCRIPTION

FIG. 1 is a front, right side and top perspective view of a two-step push switch in accordance with my new design;

FIG. 2 is a rear, left side and top perspective view of the two-step push switch in accordance with my new design;

FIG. 3 is a front elevation view of the two-step push switch in accordance with my new design;

FIG. 4 is a rear elevation view of the two-step push switch in accordance with my new design;

FIG. 5 is a left side elevation view of the two-step push switch in accordance with of my new design;

FIG. 6 is a top plan view thereof; and,

FIG. 7 is a bottom plan view thereof.

1 Claim, 3 Drawing Sheets




Fig. 1




Fig. 2

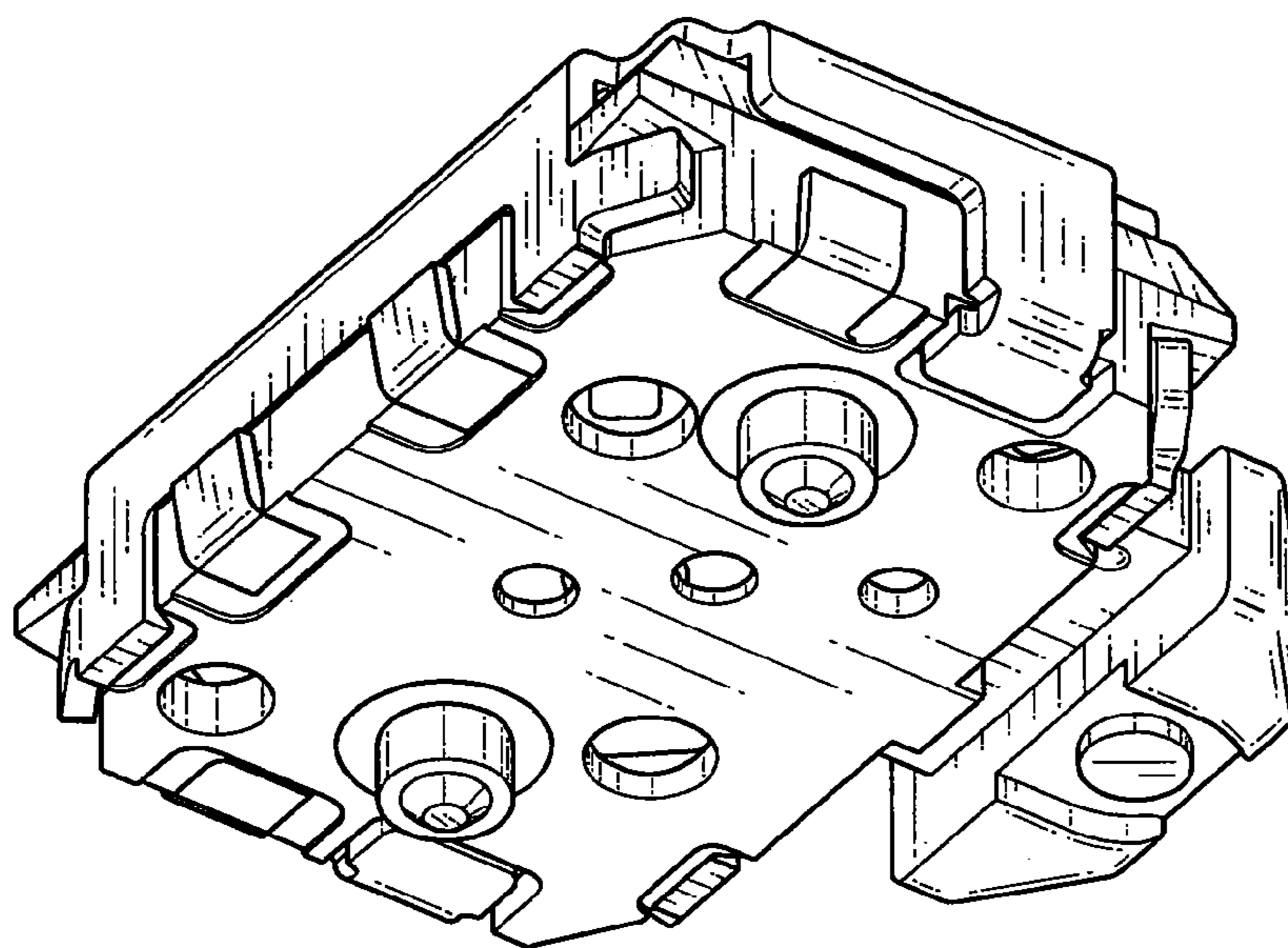


Fig. 3

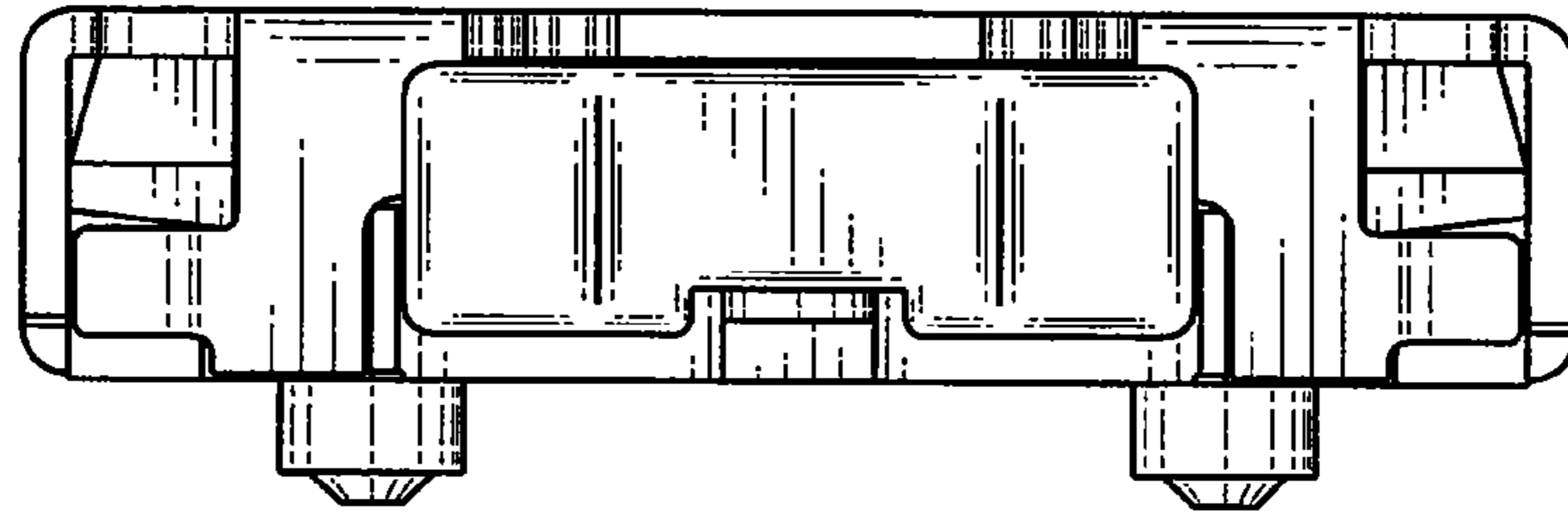


Fig. 4

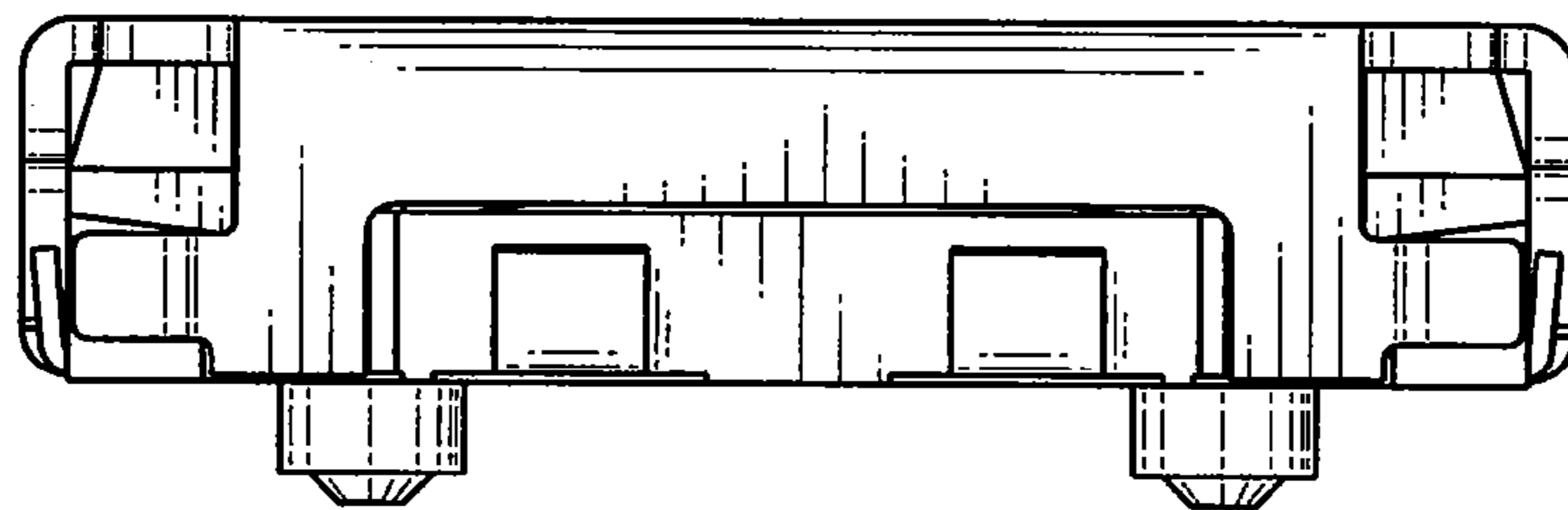


Fig. 5

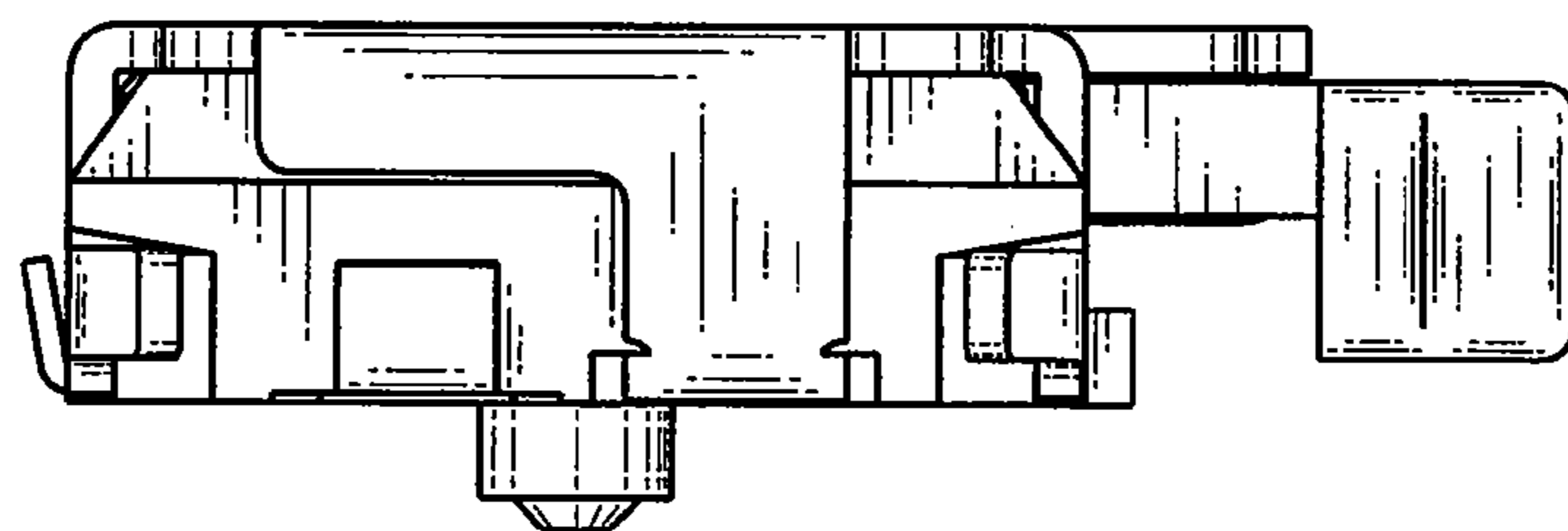


Fig. 6

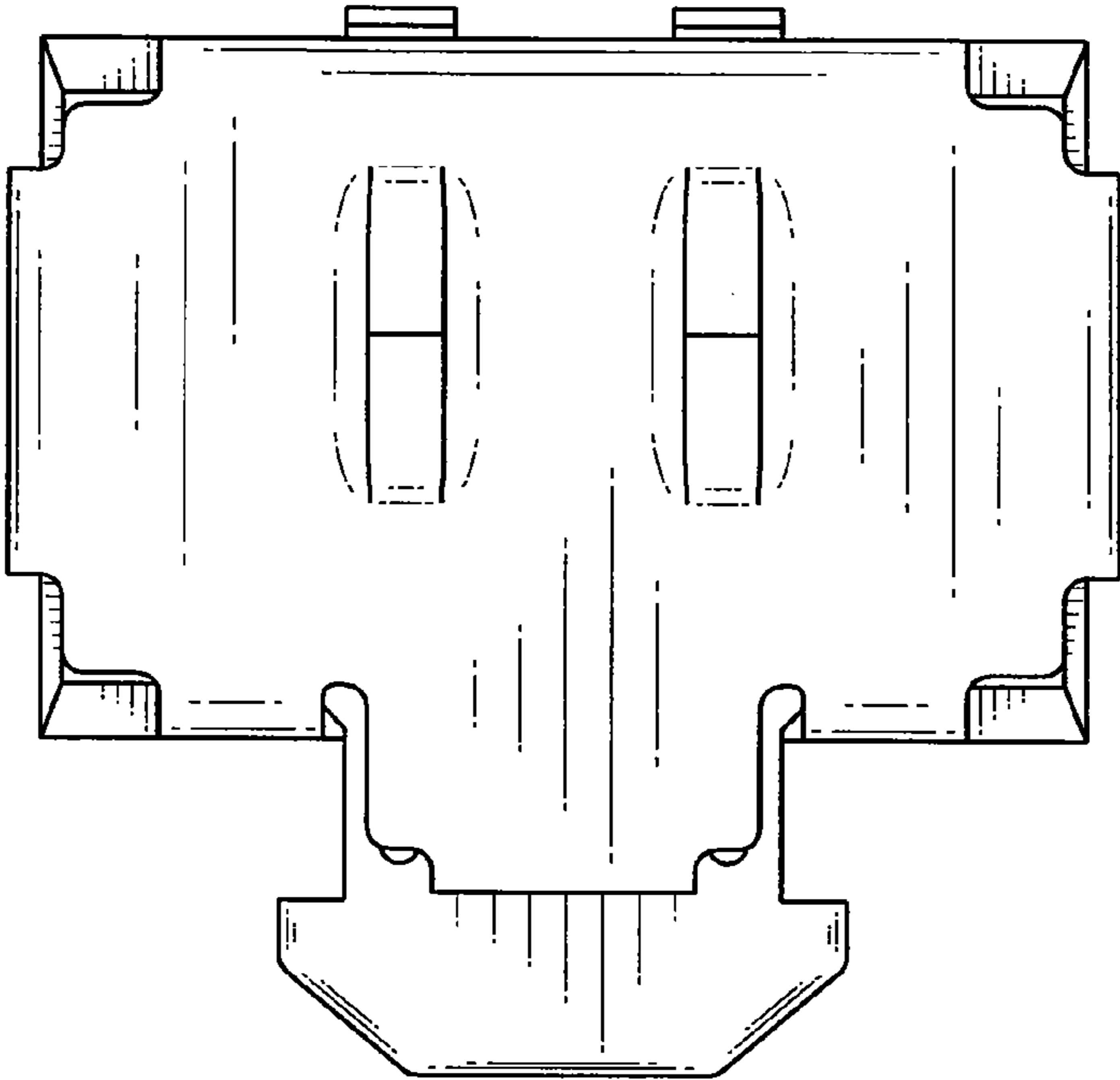


Fig. 7

