



US00D590770S

(12) **United States Design Patent**
Moss

(10) **Patent No.:** **US D590,770 S**

(45) **Date of Patent:** **** Apr. 21, 2009**

(54) **CHARGER FOR A HANDSET**

(75) Inventor: **Aaron Moss**, Hampshire (GB)

(73) Assignee: **Nokia Corporation**, Espoo (FI)

(**) Term: **14 Years**

(21) Appl. No.: **29/305,318**

(22) Filed: **Mar. 18, 2008**

(51) **LOC (9) Cl.** **13-02**

(52) **U.S. Cl.** **D13/108**

(58) **Field of Classification Search** D13/107-110,
D13/118-119, 184; D14/251, 253, 432,
D14/434; 320/107-115

See application file for complete search history.

(56) **References Cited**

U.S. PATENT DOCUMENTS

D328,277 S *	7/1992	Leman et al.	D13/108
D336,631 S *	6/1993	Ivester	D13/108
D345,728 S *	4/1994	Tyneski et al.	D13/108
D374,858 S *	10/1996	Chu	D13/108
D442,939 S *	5/2001	Goldenburg	D14/191
D477,823 S *	7/2003	Lavello, Sr.	D14/253
D495,336 S *	8/2004	Andre et al.	D14/434
D510,091 S *	9/2005	Mori et al.	D14/434

D530,717 S *	10/2006	Mori et al.	D14/434
D532,005 S	11/2006	Leith		
D535,614 S	1/2007	Majanen et al.		
D558,208 S *	12/2007	Ikeda et al.	D14/434
D558,209 S *	12/2007	Ikeda et al.	D14/434

* cited by examiner

Primary Examiner—Cathron C Brooks

Assistant Examiner—Rosemary K Tarcza

(74) *Attorney, Agent, or Firm*—Banner & Witcoff, Ltd.

(57) **CLAIM**

The ornamental design for a charger for a handset, as shown and described.

DESCRIPTION

FIG. 1 is a perspective view image of a charger for a handset showing my new design;

FIG. 2 is a top view thereof;

FIG. 3 is a bottom view thereof;

FIG. 4 is a rear view thereof;

FIG. 5 is a front view thereof;

FIG. 6 is a right side view thereof; and,

FIG. 7 is a second perspective view thereof.

1 Claim, 7 Drawing Sheets





FIG. 1



FIG. 2




FIG. 3




FIG. 4




FIG. 5




FIG. 6



FIG. 7