



US00D590764S

(12) **United States Design Patent**
Yu

(10) **Patent No.:** **US D590,764 S**
(45) **Date of Patent:** **** Apr. 21, 2009**

(54) **VEHICLE CONTROL PANEL**

(75) Inventor: **Simon Yu**, Los Angeles, CA (US)

(73) Assignee: **Honda Motor Co., Ltd**, Tokyo (JP)

(**) Term: **14 Years**

(21) Appl. No.: **29/319,930**

(22) Filed: **Jun. 17, 2008**

(51) **LOC (9) Cl.** **12-16**

(52) **U.S. Cl.** **D12/418**

(58) **Field of Classification Search** D12/415,
D12/418, 400, 195, 190; D14/113, 124,
D14/126, 129, 132-133, 100; 296/37.1-37.8,
296/70, 24.1, 929, 534; 224/311, 539; 180/90;
439/34; 361/683

See application file for complete search history.

(56) **References Cited**

U.S. PATENT DOCUMENTS

| | | | | |
|--------------|---------|----------------|-------|---------|
| D339,780 S * | 9/1993 | Burdick | | D12/418 |
| D413,856 S * | 9/1999 | Scribner | | D12/418 |
| D558,124 S * | 12/2007 | Vitito | | D12/418 |
| D561,077 S * | 2/2008 | Kato | | D12/192 |
| D569,784 S * | 5/2008 | Vitto | | D12/418 |
| D571,700 S * | 6/2008 | Laurent et al. | | D12/192 |

| | | | | |
|--------------|---------|------------------|-------|---------|
| D575,724 S * | 8/2008 | Tsay et al. | | D12/418 |
| D578,454 S * | 10/2008 | Wyszogrod et al. | | D12/192 |
| D580,345 S * | 11/2008 | Paxton et al. | | D12/418 |

* cited by examiner

Primary Examiner—Stacia Cadmus

(74) *Attorney, Agent, or Firm*—Plumsea Law Group, LLC;
Mark E. Duell

(57) **CLAIM**

The ornamental design for a vehicle control panel, as shown and described.

DESCRIPTION

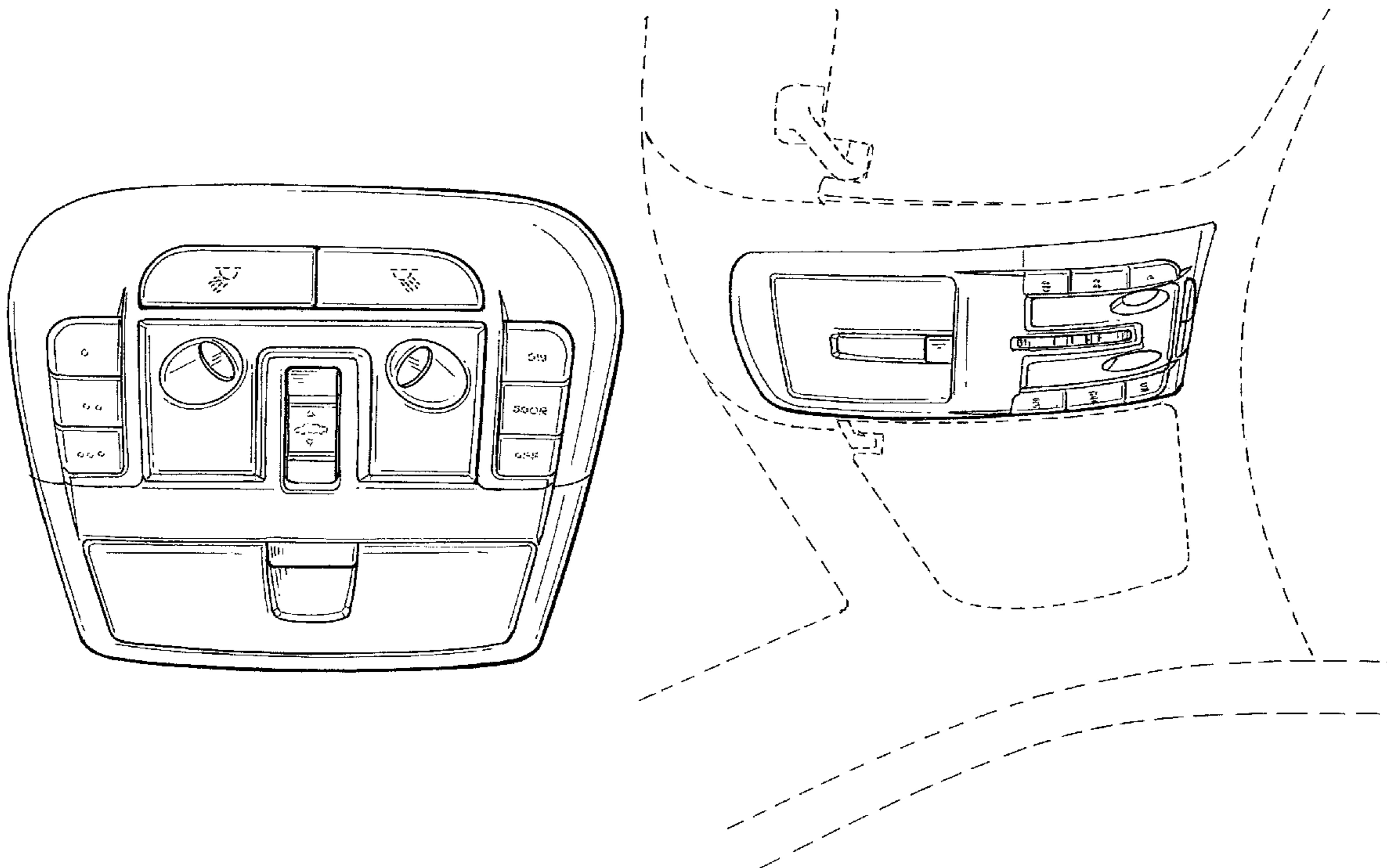
FIG. 1 is a plan view of a vehicle control panel showing my new design;

FIG. 2 is a perspective view thereof; and,

FIG. 3 is a perspective view thereof shown mounted in place on a vehicle roof.

The broken line showings of the icons and other indicia on the panel depict environmental subject matter and form no part of the claimed design. Likewise, the surrounding roof structure shown in broken lines in FIG. 3 depict environmental subject matter and form no part of the claimed design.

1 Claim, 2 Drawing Sheets



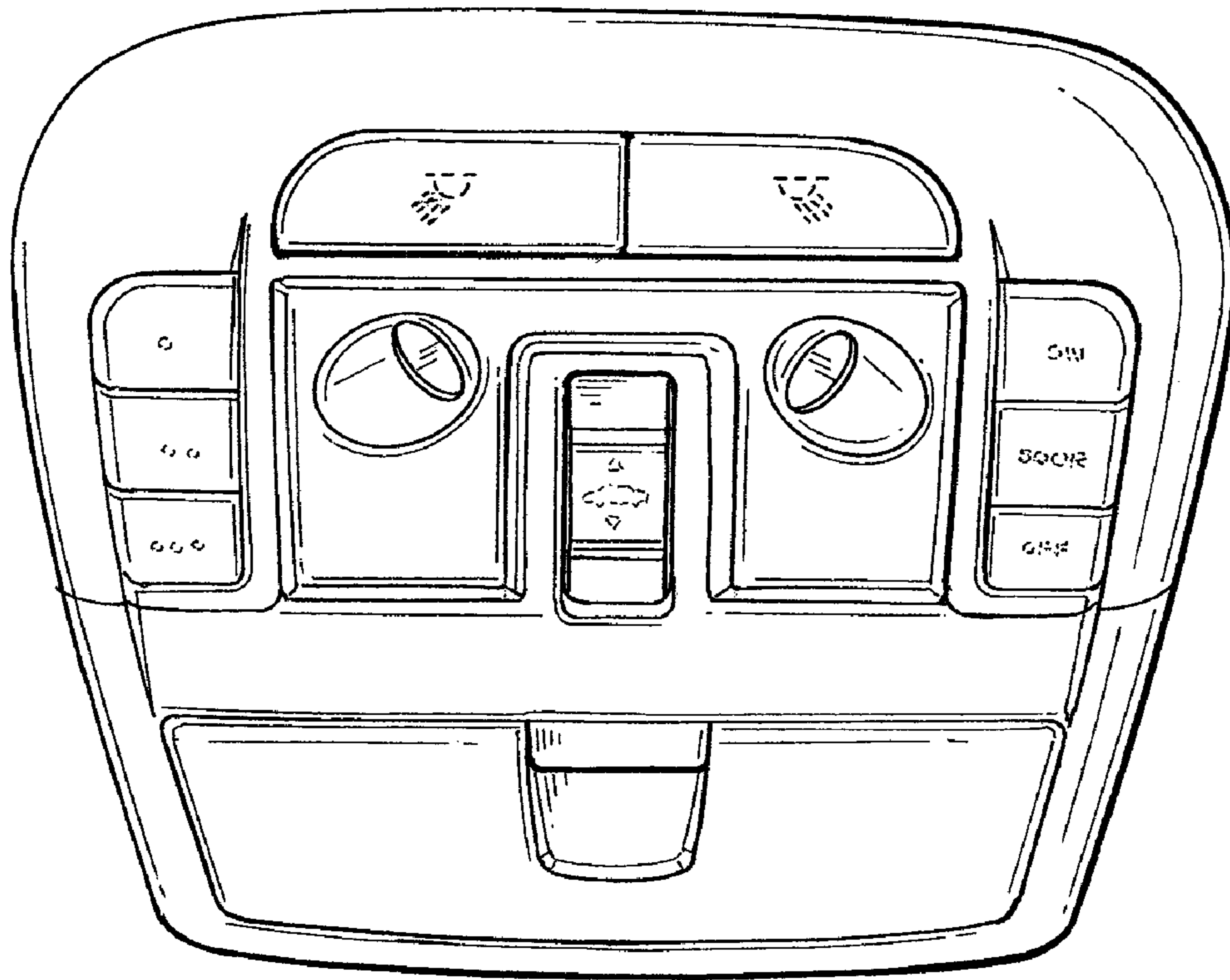


FIG. 1




FIG. 2

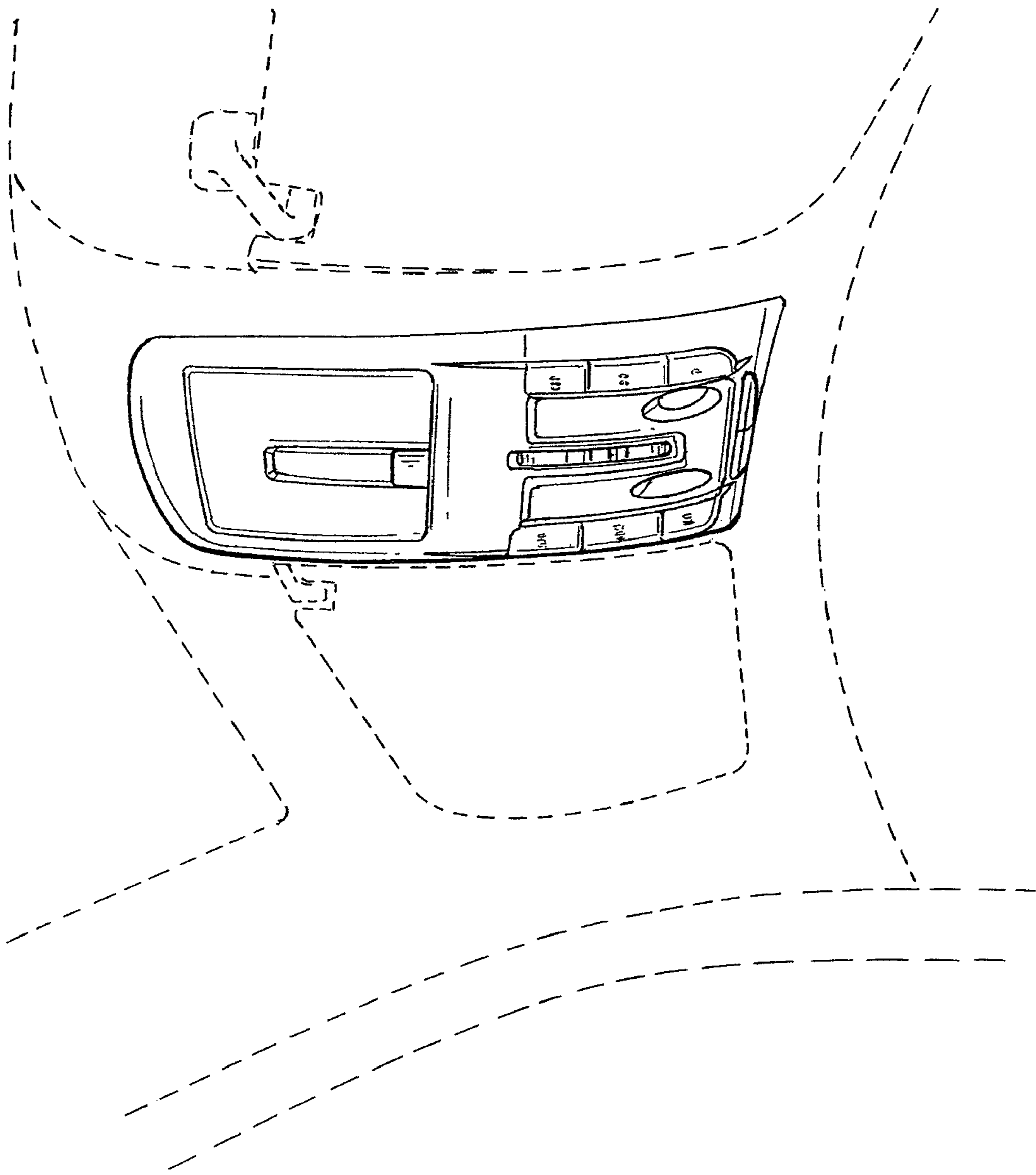


FIG. 3