

US00D590762S

(12) **United States Design Patent**  
**Gruner**

(10) **Patent No.:** **US D590,762 S**

(45) **Date of Patent:** **\*\* Apr. 21, 2009**

(54) **ROOF CARRIER**

(75) Inventor: **Frank Gruner**, Gaimersheim (DE)

(73) Assignee: **Thule Sweden AB**, Hillerstorp (SE)

(\*\*) Term: **14 Years**

(21) Appl. No.: **29/273,441**

(22) Filed: **Mar. 7, 2007**

(30) **Foreign Application Priority Data**

Sep. 8, 2006 (EM) ..... 000585997

(51) **LOC (9) Cl.** ..... **12-16**

(52) **U.S. Cl.** ..... **D12/413**

(58) **Field of Classification Search** ..... D12/406,  
D12/412, 413, 418; 296/99.1, 37.7, 37.1,  
296/100.01, 100.02, 157; 224/309-310,  
224/314-315, 319-320, 323-329, 273; D3/273;  
206/315.1-315.4

See application file for complete search history.

(56) **References Cited**

**U.S. PATENT DOCUMENTS**

D297,630 S \* 9/1988 Breger ..... D12/413  
D299,914 S \* 2/1989 Witte ..... D12/413  
D373,105 S \* 8/1996 Imotani ..... D12/413  
D389,151 S \* 1/1998 Shintani ..... D14/218  
D412,881 S \* 8/1999 Behringer ..... D12/413  
D462,312 S \* 9/2002 Klein ..... D12/413

D515,016 S \* 2/2006 Gruner ..... D12/413  
D519,914 S \* 5/2006 Klein ..... D12/413  
D527,337 S \* 8/2006 Klein ..... D12/413  
D528,498 S \* 9/2006 Gruner ..... D12/413  
D543,929 S \* 6/2007 D'Andrea et al. .... D12/413

\* cited by examiner

*Primary Examiner*—Stacia Cadmus

(74) *Attorney, Agent, or Firm*—Jordan and Hamburg LLP

(57) **CLAIM**

The ornamental design for a roof carrier, as shown and described.

**DESCRIPTION**

The file of this patent contains a least one drawing which is a photograph. Copies of this patent with drawings which are photographs will be provided by the United States Patent and Trademark Office upon request and payment of the necessary fee.

FIG. 1 is a perspective view of a roof carrier showing one embodiment of my new design;

FIG. 2 is a left side elevational view thereof;

FIG. 3 is a right side elevational view thereof;

FIG. 4 is a front elevational view thereof;

FIG. 5 is a rear elevational view thereof;

FIG. 6 is a top plan view thereof; and,

FIG. 7 is a bottom plan view thereof.

**1 Claim, 7 Drawing Sheets**




FIG. 1




FIG. 2




FIG. 3




FIG. 4




FIG. 5




FIG. 6




FIG. 7

