



US00D590741S

(12) **United States Design Patent**
Gruosi-Scheufele

(10) **Patent No.:** **US D590,741 S**
(45) **Date of Patent:** **** Apr. 21, 2009**

(54) **PENDANT**

D542,171 S * 5/2007 Olson D11/56
D553,046 S * 10/2007 Younkin et al. D11/103

(75) Inventor: **Caroline Gruosi-Scheufele**, Ch. de
Trembley (CH)

(73) Assignee: **Chopard International SA**, Prangins
(CH)

* cited by examiner

(**) Term: **14 Years**

Primary Examiner—R. Seifert

(74) *Attorney, Agent, or Firm*—McGlew and Tuttle, P.C.

(21) Appl. No.: **29/324,706**

(57) **CLAIM**

(22) Filed: **Sep. 18, 2008**

The ornamental design for a pendant, as shown and described.

(30) **Foreign Application Priority Data**

Mar. 20, 2008 (WO) 434514601

DESCRIPTION

(51) **LOC (9) Cl.** **11-03**

(52) **U.S. Cl.** **D11/103**

(58) **Field of Classification Search** D11/1-2,
D11/40-41, 43-50, 53, 56, 60, 63, 65, 67,
D11/75-78.1, 86, 89, 95-105, 108-109, 115-116,
D11/79-83; 63/1.11, 1.12, 1.13, 1.14, 1.16,
63/1.18, 13, 14.1, 35, 38, 39; D3/207-211
See application file for complete search history.

FIG. 1 is a left side view of my pendant design;

FIG. 2 is a front view thereof;

FIG. 3 is a right side view thereof;

FIG. 4 is a bottom view thereof;

FIG. 5 is a rear view thereof;

FIG. 6 is a top view thereof; and,


FIG. 7 is a perspective view thereof.

(56) **References Cited**

U.S. PATENT DOCUMENTS

D478,836 S * 8/2003 McCormack D11/81

1 Claim, 1 Drawing Sheet



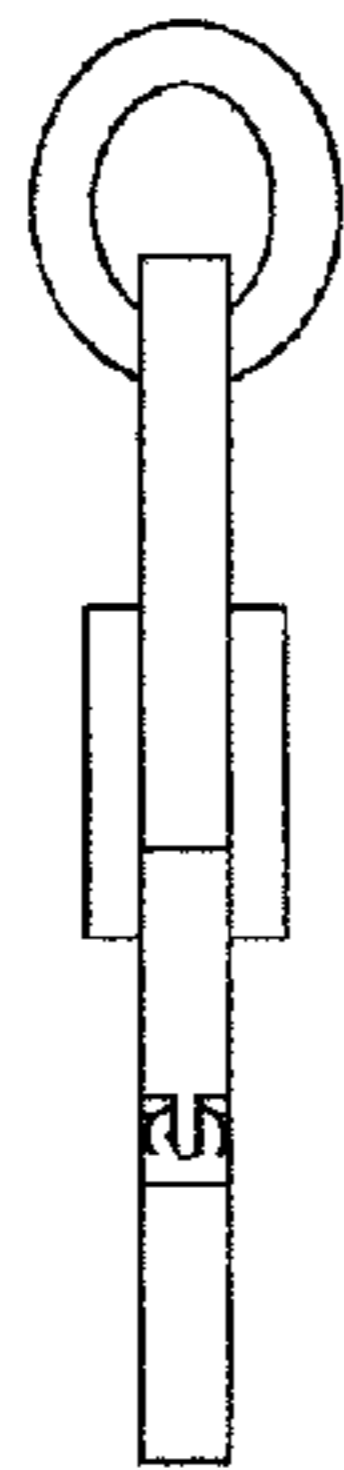


Fig. 1




Fig. 2

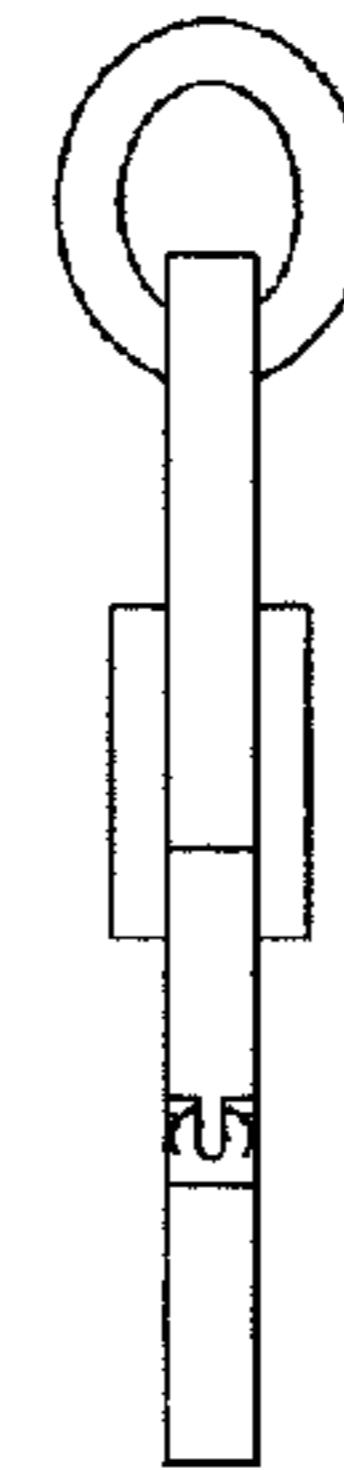


Fig. 3



Fig. 4




Fig. 5

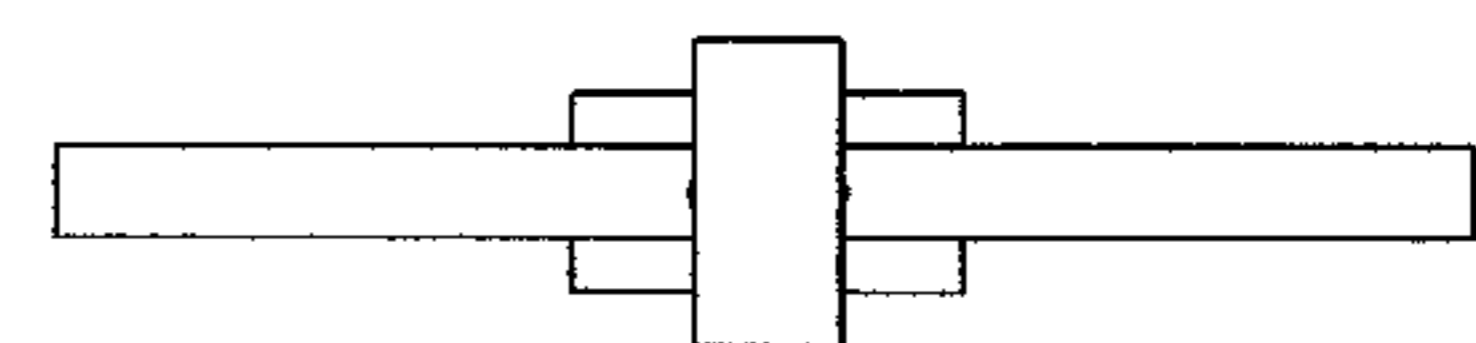


Fig. 6

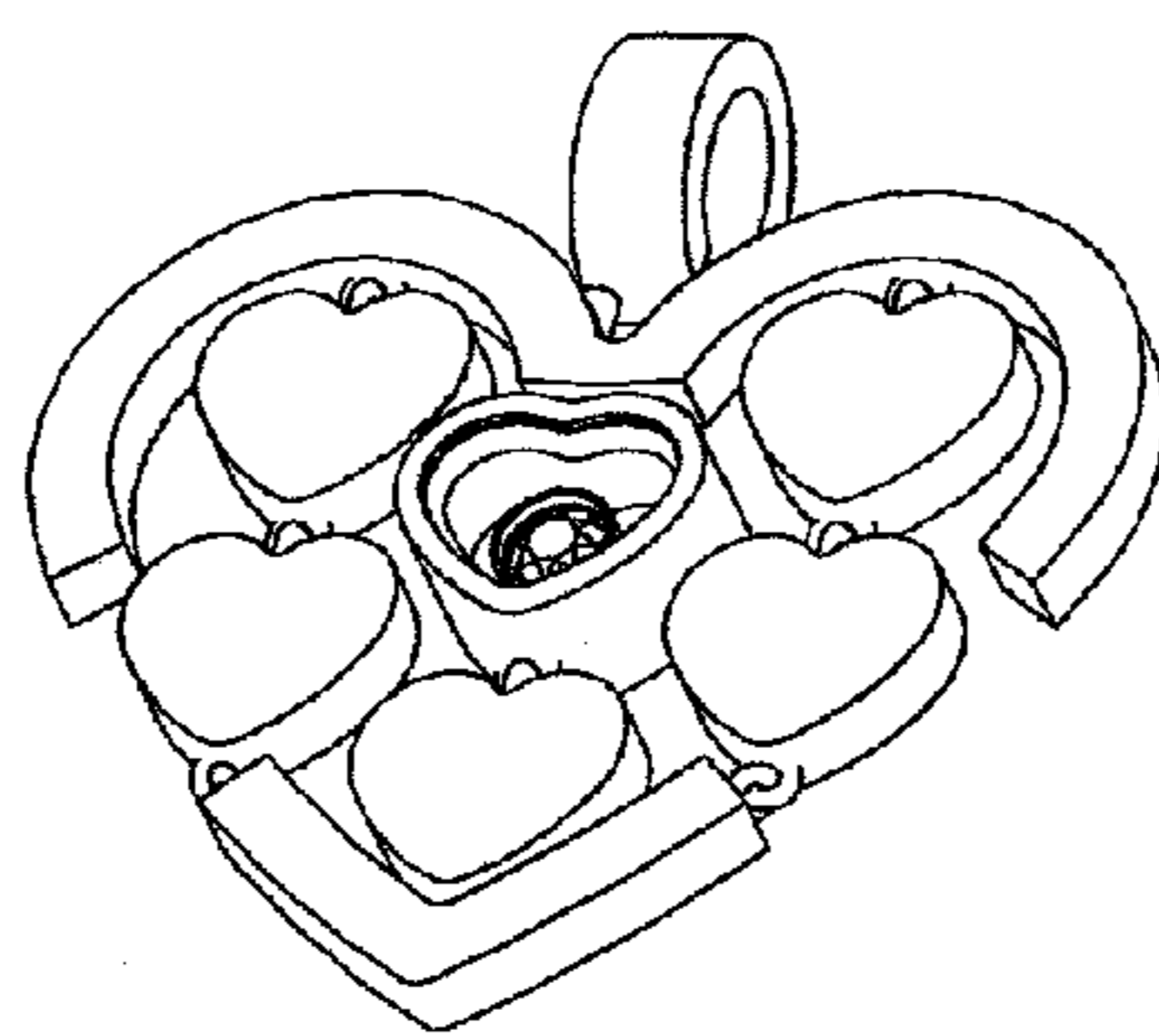


Fig. 7