

US00D590726S

(12) **United States Design Patent**
Kim

(10) **Patent No.:** **US D590,726 S**
(45) **Date of Patent:** **** Apr. 21, 2009**

(54) **SHIRT AND TIE ARRANGED IN A BOX**

(75) Inventor: **Cin Kim**, Alpine, NJ (US)

(73) Assignee: **Peacock Apparel Group, Inc.**, New York, NY (US)

(**) Term: **14 Years**

(21) Appl. No.: **29/326,117**

(22) Filed: **Oct. 13, 2008**

4,933,991 A	6/1990	Love
D343,356 S	1/1994	Wittman
D346,960 S	5/1994	Bennett
5,316,139 A	5/1994	Judd et al.
D349,181 S	8/1994	Cheng
5,499,484 A	3/1996	Herrin
D368,588 S	4/1996	Goraleski et al.
5,549,243 A	8/1996	Dorier et al.
5,673,434 A	10/1997	Risk
D390,339 S	2/1998	Dipietro
D392,112 S *	3/1998	Cynkar et al. D6/314

(51) **LOC (9) Cl.** **09-03**

(52) **U.S. Cl.** **D9/721**

(58) **Field of Classification Search** D9/414,
D9/415, 418, 423, 430, 432, 434, 456, 457,
D9/715, 721, 722, 737; D2/500-502, 600,
D2/602, 605-607, 609, 728, 828-830, 840-842,
D2/847, 849, 853, 854; D3/272; D6/300;
2/66, 77, 102, 115, 137-139, 144, 145, 148,
2/151, 154; 206/242, 275, 299, 554, 769;
223/83, 84; 229/87.15, 122, 125.08, 136,
229/160-162, 240, 275

See application file for complete search history.

(Continued)

Primary Examiner—Stella M Reid
Assistant Examiner—Shanda C Hill
(74) *Attorney, Agent, or Firm*—Leason Ellis LLP

(57) **CLAIM**

The ornamental design for a shirt and tie arranged in a box, as shown and described.

(56) **References Cited**

U.S. PATENT DOCUMENTS

698,266 A	4/1902	Elliott	
1,862,353 A	6/1932	Allison	
2,063,255 A	12/1936	Madsen et al.	
2,233,207 A	2/1941	Gillam	
3,043,494 A	7/1962	Moore	
3,066,792 A	12/1962	Spilman	
3,346,881 A	10/1967	Mathison	
3,363,264 A	1/1968	Mathison	
3,511,364 A	5/1970	Airido	
3,670,881 A	6/1972	Dutcher	
4,046,253 A	9/1977	Weaver	
4,173,792 A	11/1979	Intengan	
4,182,224 A	1/1980	Dutcher	
D261,479 S	10/1981	Marks	
D276,964 S *	1/1985	Boland, II D6/470
4,762,272 A	8/1988	Herrin	
4,856,709 A	8/1989	Axelsson et al.	

DESCRIPTION

FIG. 1 is a top, front and side perspective view of a shirt and tie arranged in a box showing my new design;
FIG. 2 is a front elevation view thereof;
FIG. 3 is a left side elevation view thereof, the right side view being a mirror image thereof;
FIG. 4 is a rear elevation view thereof;
FIG. 5 is a top plan view thereof; and,
FIG. 6 is a bottom plan thereof.
The broken lines shown in the drawing disclosure are for illustrative purposes only and form no part of the claimed design. The dashed lines shown on the shirt are meant to represent stitching.

1 Claim, 3 Drawing Sheets

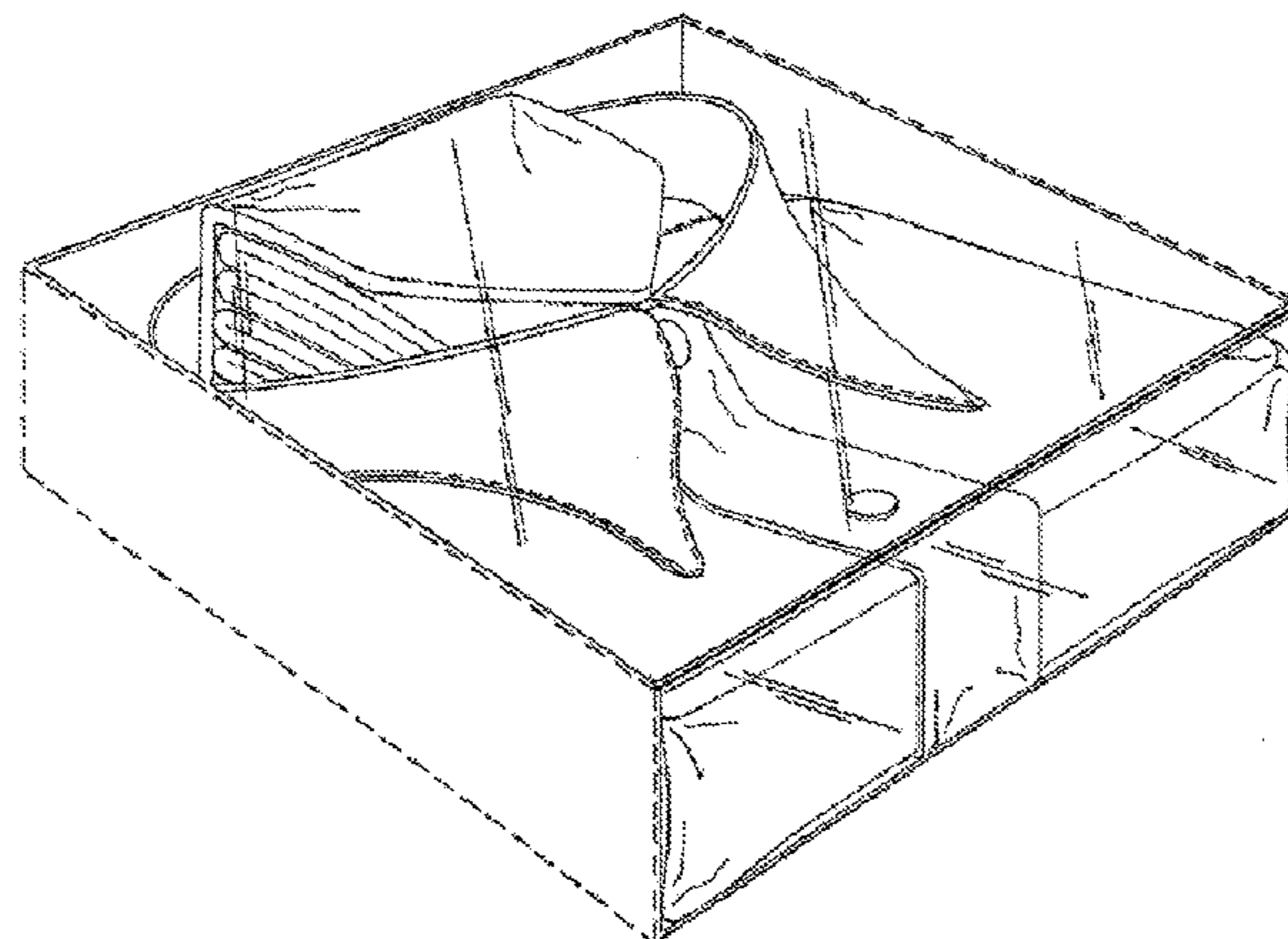


FIG. 1

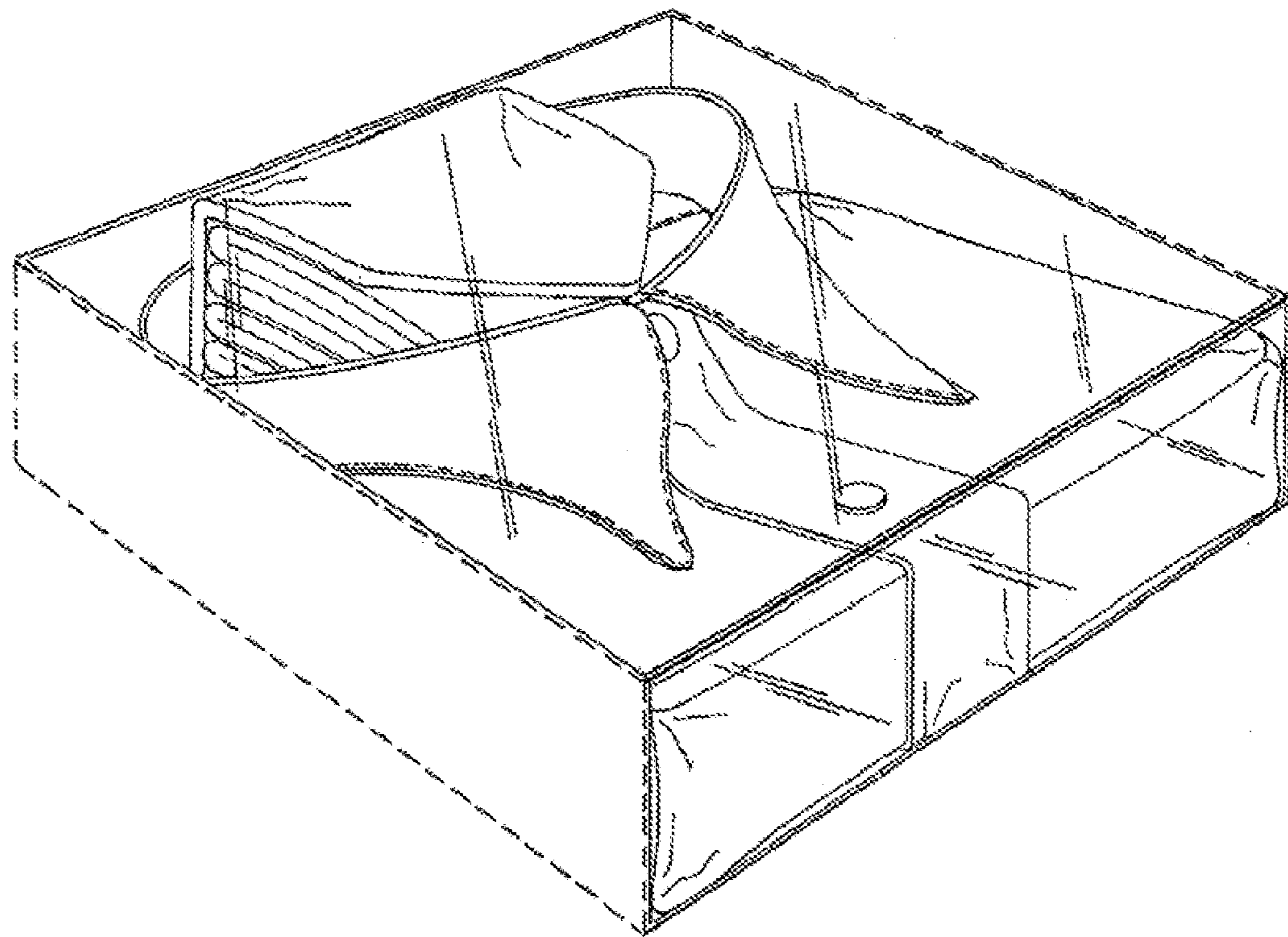


FIG. 2

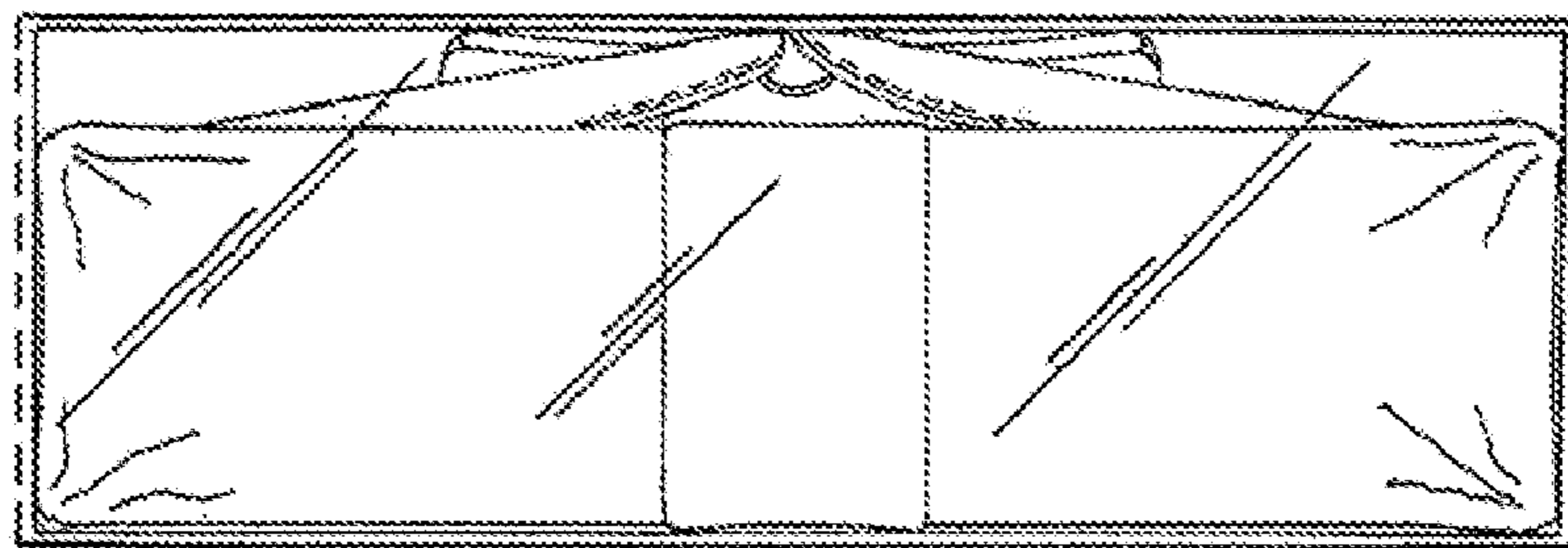


FIG. 3




FIG. 5

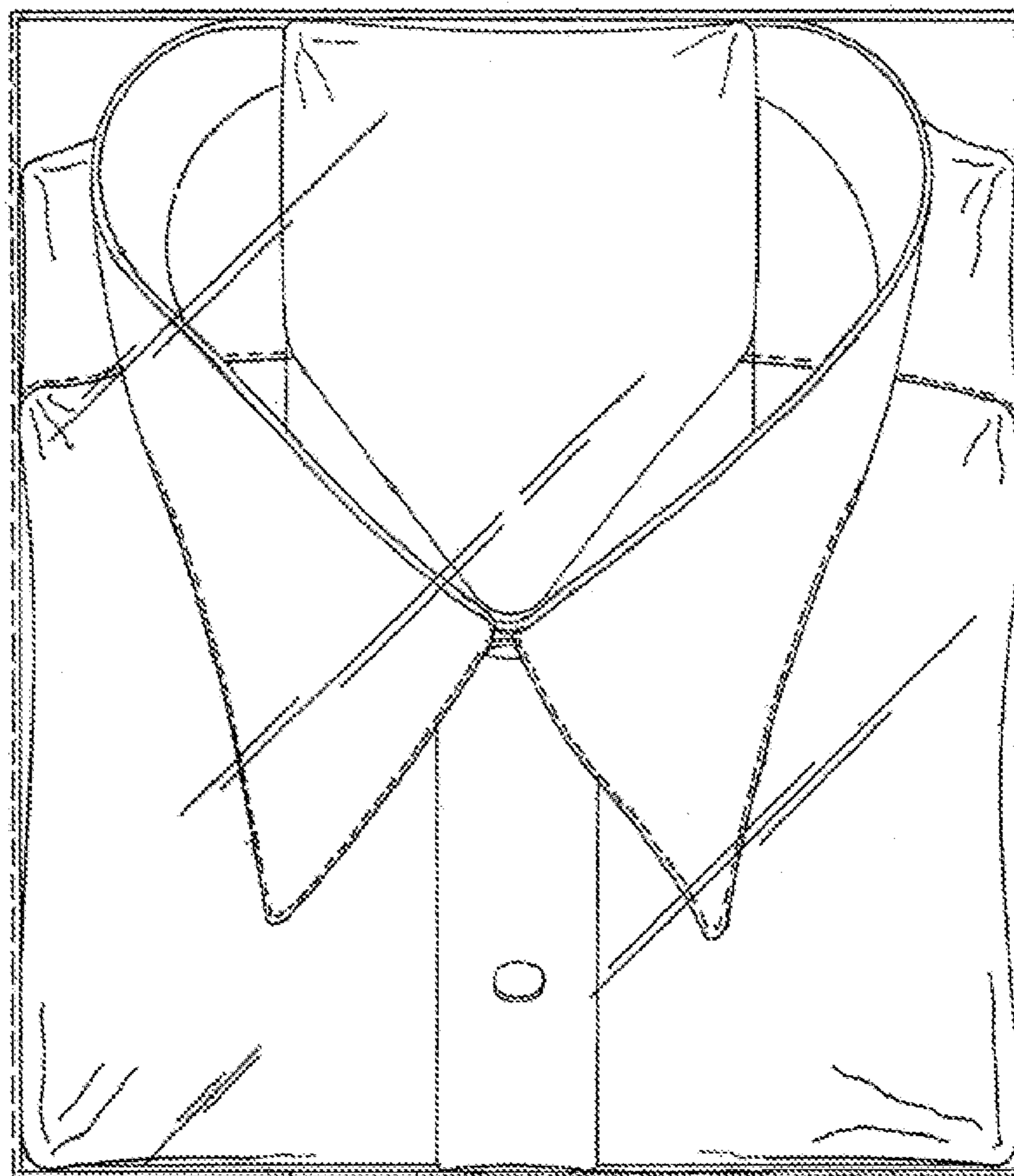


FIG. 4

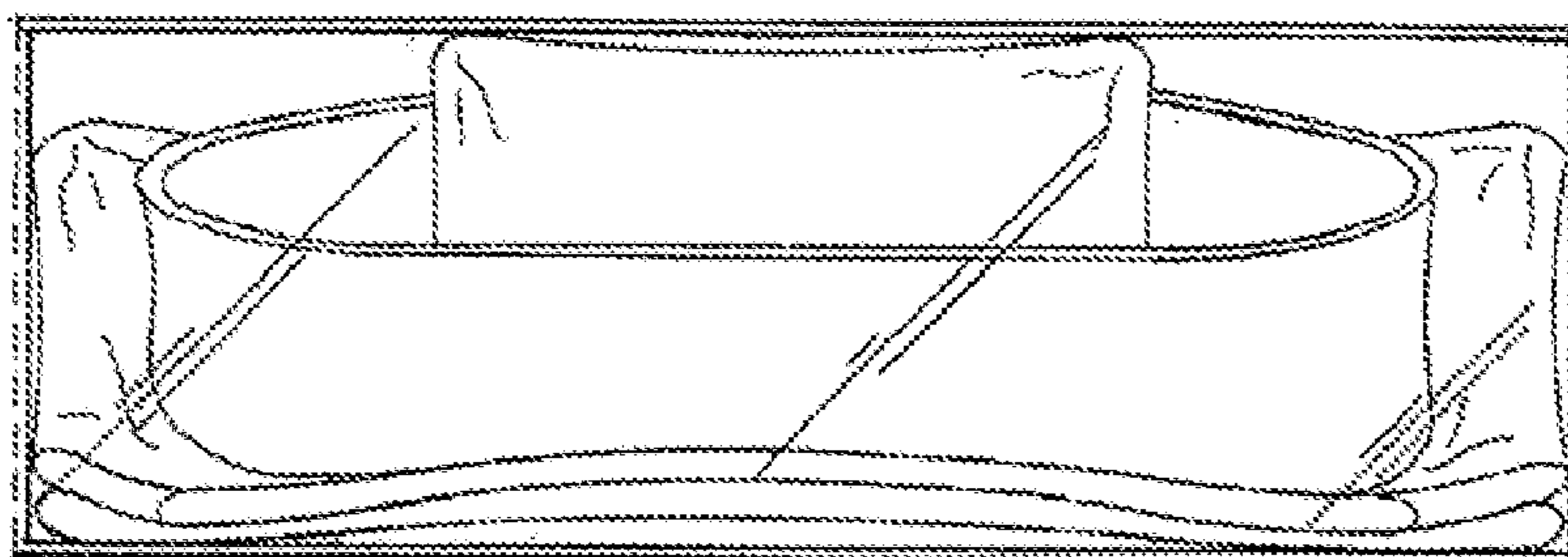


FIG. 6

