



US00D590715S

(12) **United States Design Patent**  
**Gilfert**

(10) **Patent No.:** **US D590,715 S**

(45) **Date of Patent:** **\*\* Apr. 21, 2009**

(54) **MULTI-USE INSERT FOR FOUR CONTAINERS**

2,717,114 A 9/1955 Parnham, Jr.  
2,761,553 A 9/1956 Wheeler  
2,766,921 A 10/1956 Jones et al.

(75) Inventor: **James W. Gilfert**, Eldred, PA (US)

(Continued)

(73) Assignee: **Fibercel Packaging, LLC**, Portville, NY (US)

**OTHER PUBLICATIONS**

US Prosecution history of US Patent D561,025.  
US Prosecution history of US Patent D561,588.  
US Prosecution history for Co-pending U.S. Appl. No. 12,025,419.

(\*\*) Term: **14 Years**

*Primary Examiner*—Robert M Spear  
*Assistant Examiner*—Barbara B Lohr

(21) Appl. No.: **29/280,846**

(74) *Attorney, Agent, or Firm*—Duane C. Basch; Basch & Nickerson LLP

(22) Filed: **Jun. 8, 2007**

(51) **LOC (9) Cl.** ..... **09-07**

(52) **U.S. Cl.** ..... **D9/456**

(58) **Field of Classification Search** ..... D9/434,  
D9/435, 447, 455, 456, 499, 502, 520, 559,  
D9/737, 738, 745, 746, 747, 755, 779; 215/40,  
215/43, 44, 45, 46, 219, 204, 222, 252, 318,  
215/331, 6, 10, 375; 75/57.1, 71; 24/455;  
D8/72, 73, 318, 349, 356, 382, 394, 395,  
D8/396; D3/201, 232, 239, 242, 243, 256,  
D3/313, 314, 328; 206/203, 392, 409, 453,  
206/523, 575; 40/310; 403/343; 235/385,  
235/380; 248/321, 200, 200.1; 220/4.27,  
220/66-70, 73; D32/29.1

See application file for complete search history.

(57) **CLAIM**

The ornamental design for a “multi-use insert for four containers,” as shown and described.

**DESCRIPTION**

FIG. 1 is a perspective view of the top, front and right sides of a multi-use insert;

FIG. 2 is a front elevation view of the multi-use insert;

FIG. 3 is a right side elevation view of the multi-use insert;

FIG. 4 is a rear elevation view of the multi-use insert;

FIG. 5 is a left side elevation view of the multi-use insert;

FIG. 6 is a top plan view of the multi-use insert;

FIG. 7 is a bottom plan view of the multi-use insert;

FIG. 8 is a cutaway view to illustrate the detail of an interior region of the multi-use insert; and,

FIG. 9 is a perspective view of a plurality of multi-use inserts in use.

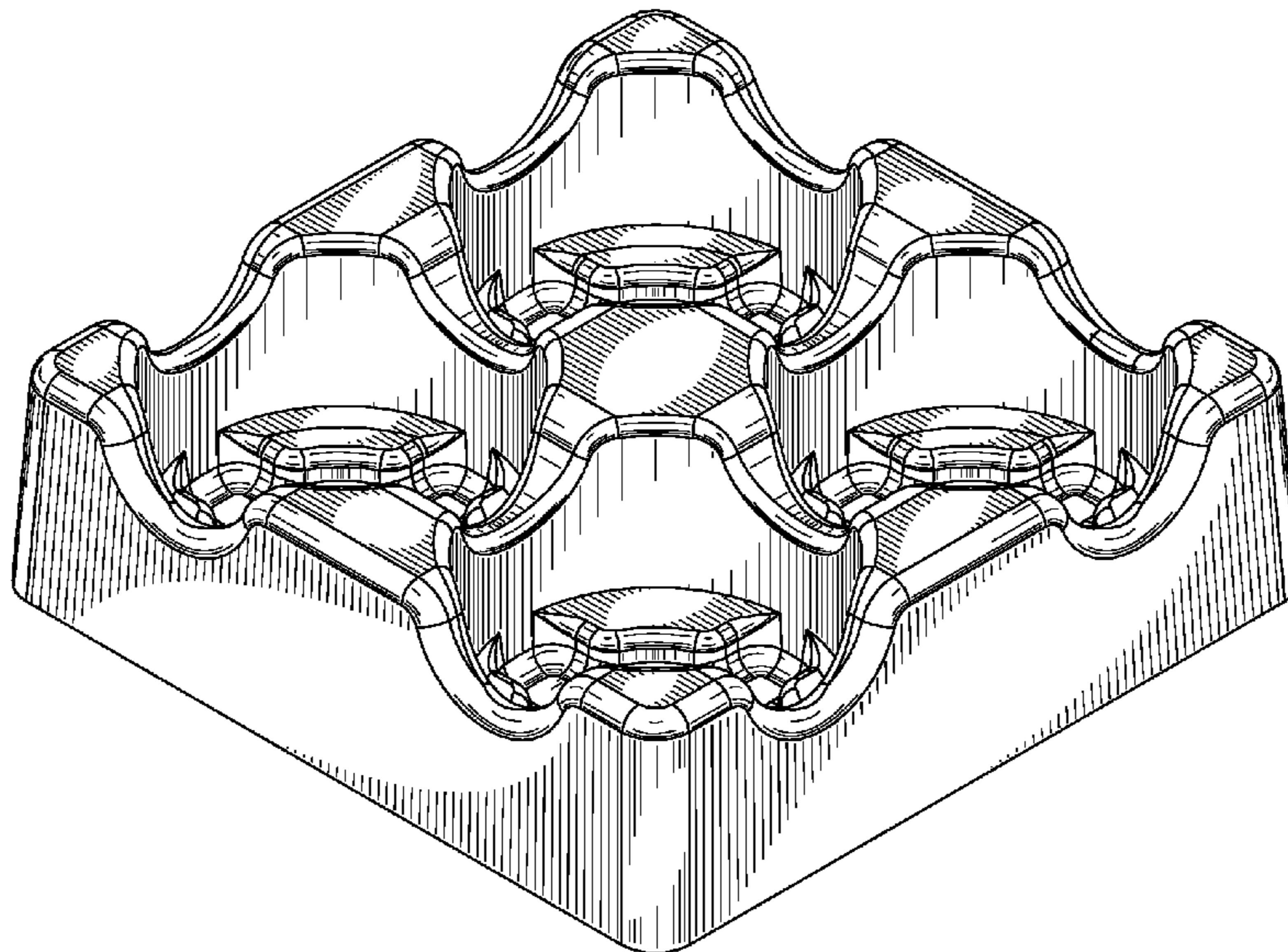
The broken-lines of FIG. 9 depict elements of the environment. These broken line features are depicted for illustrative purposes only, and form no part of the claimed design.

(56) **References Cited**

**U.S. PATENT DOCUMENTS**

871,452 A	11/1907	Smith
1,917,886 A	7/1933	Hogan
1,970,582 A	8/1934	Snyder et al.
2,078,087 A	4/1937	Lincoln
2,094,054 A	9/1937	Bixby
D125,136 S	2/1941	Holmes
D152,683 S	2/1949	Erickson
2,514,651 A	7/1950	Kornfield et al.
2,570,340 A	10/1951	George

**1 Claim, 7 Drawing Sheets**



# US D590,715 S

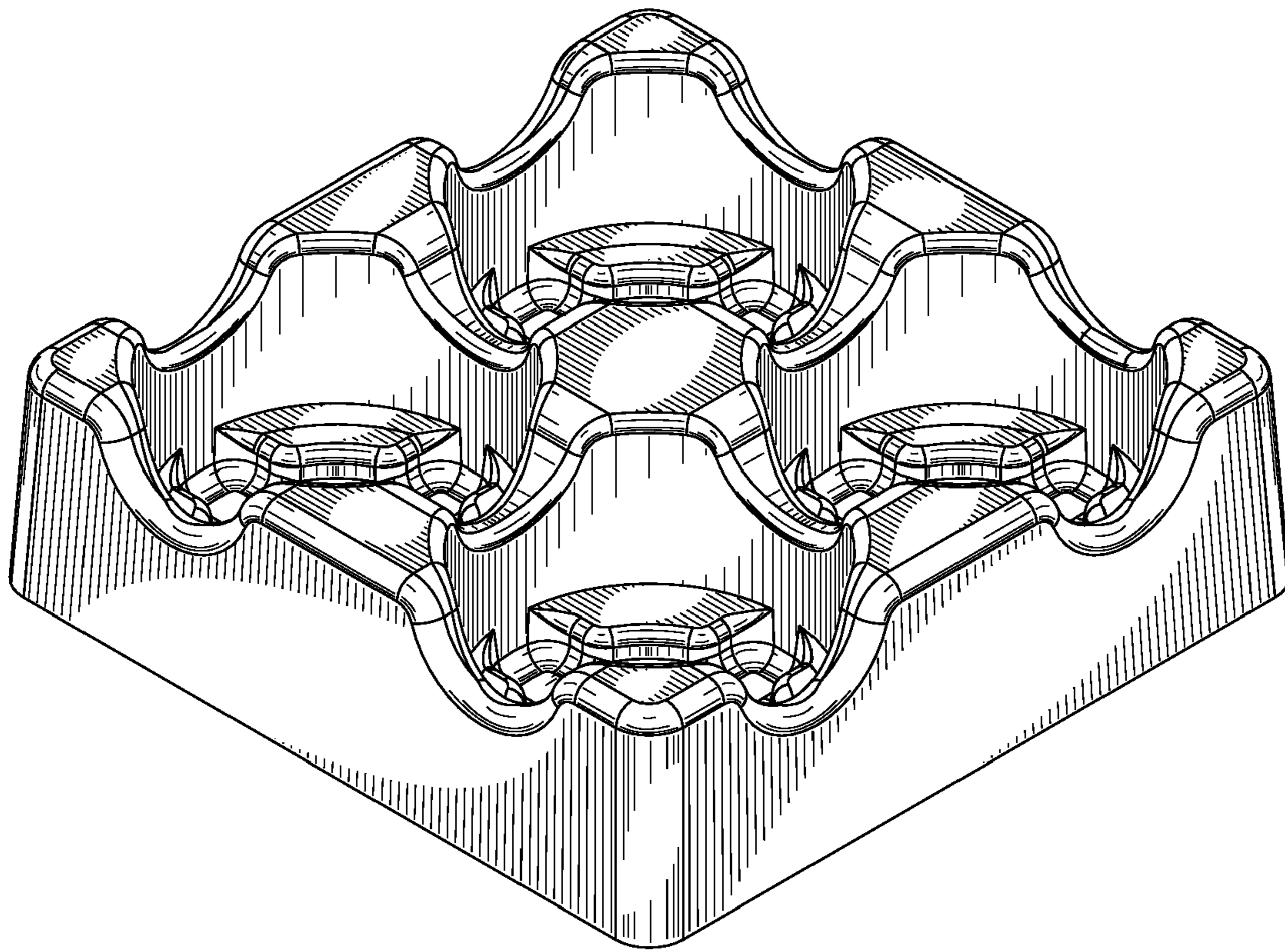
Page 2

---

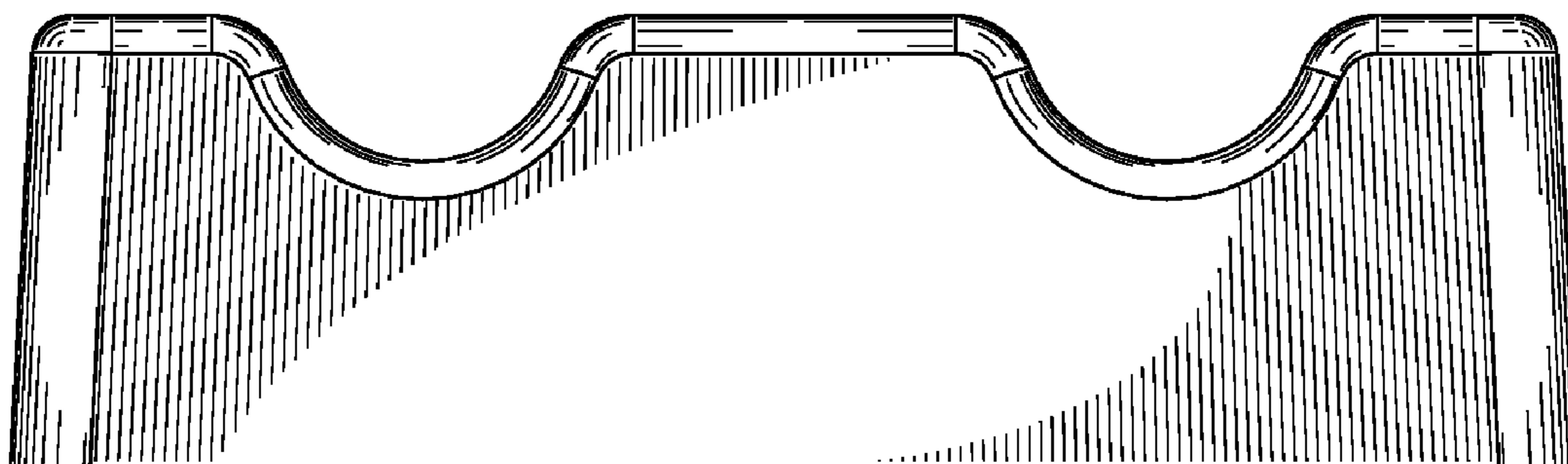
## U.S. PATENT DOCUMENTS

D214,487 S	6/1969	Reichl	D445,253 S	7/2001	Hammett	
3,982,057 A	9/1976	Briggs et al.	D461,054 S	8/2002	Hammett	
4,094,454 A	6/1978	Snyder	D461,957 S	8/2002	Hammett	
4,382,106 A	5/1983	Royster	6,536,654 B2	3/2003	Reynolds et al.	
5,000,372 A	3/1991	Hollander et al.	6,736,289 B2	5/2004	Cook et al.	
D327,972 S	7/1992	Apps et al.	D524,651 S *	7/2006	Perret .....	D9/456
D331,538 S	12/1992	Fabre	D529,401 S *	10/2006	Aoki .....	D9/456
5,213,211 A	5/1993	Umiker	D535,881 S *	1/2007	Liukko .....	D9/456
D356,950 S	4/1995	Apps et al.	D540,711 S	4/2007	Howard et al.	
5,429,264 A	7/1995	Hollander et al.	D561,025 S	2/2008	Gilfert	
5,492,267 A	2/1996	Hollander et al.	D561,588 S	2/2008	Gilfert	
5,785,239 A	7/1998	Campbell, II et al.	D567,672 S *	4/2008	Sheu .....	D9/758
D400,012 S	10/1998	Apps	2006/0243784 A1	11/2006	Glaser	
6,237,758 B1	5/2001	Hsu				

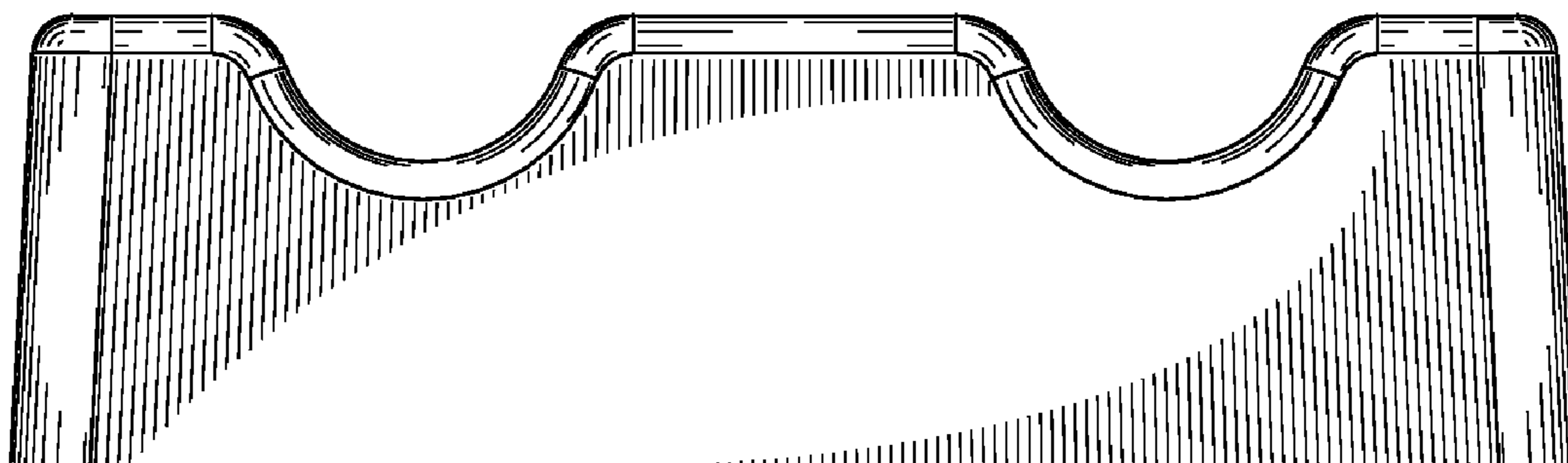
\* cited by examiner



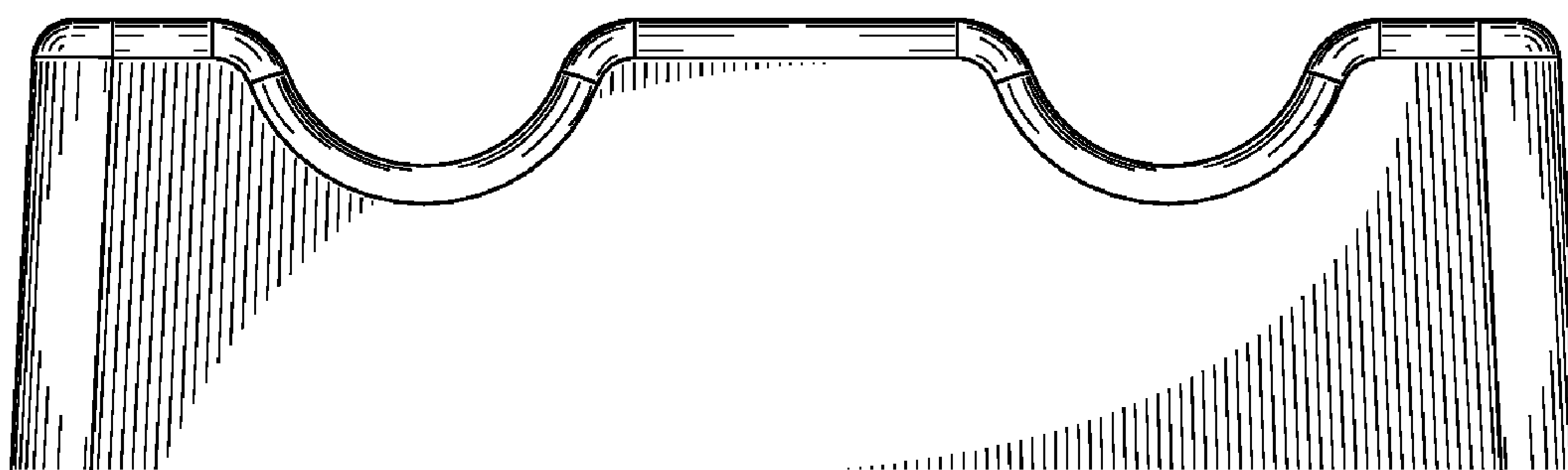
**FIG. 1**



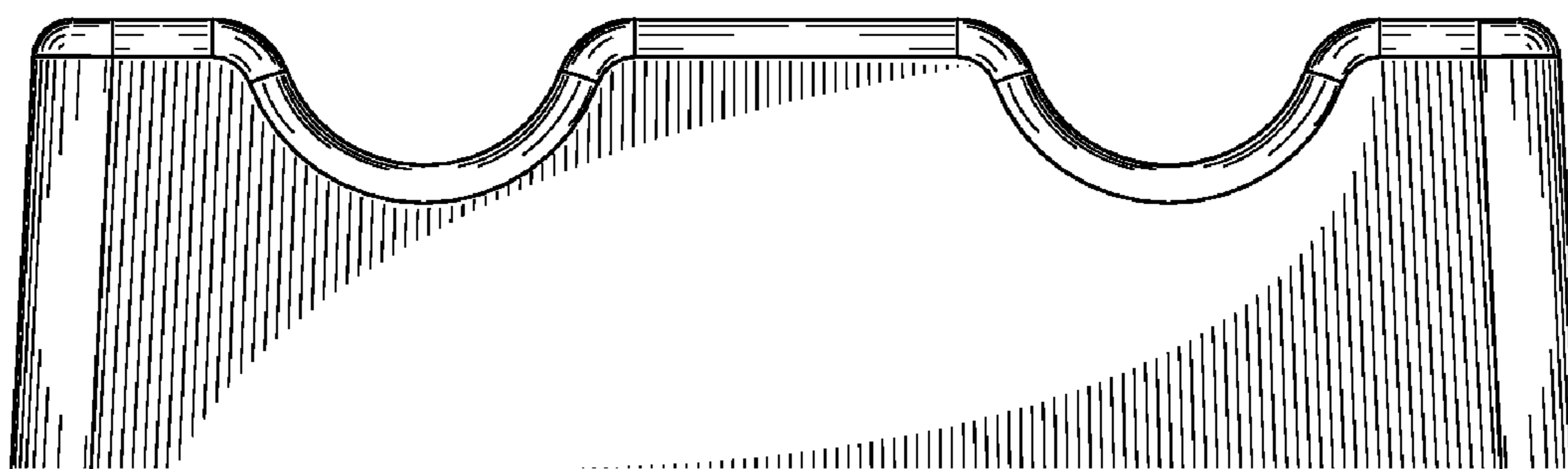
**FIG. 2**



**FIG. 3**



**FIG. 4**



**FIG. 5**



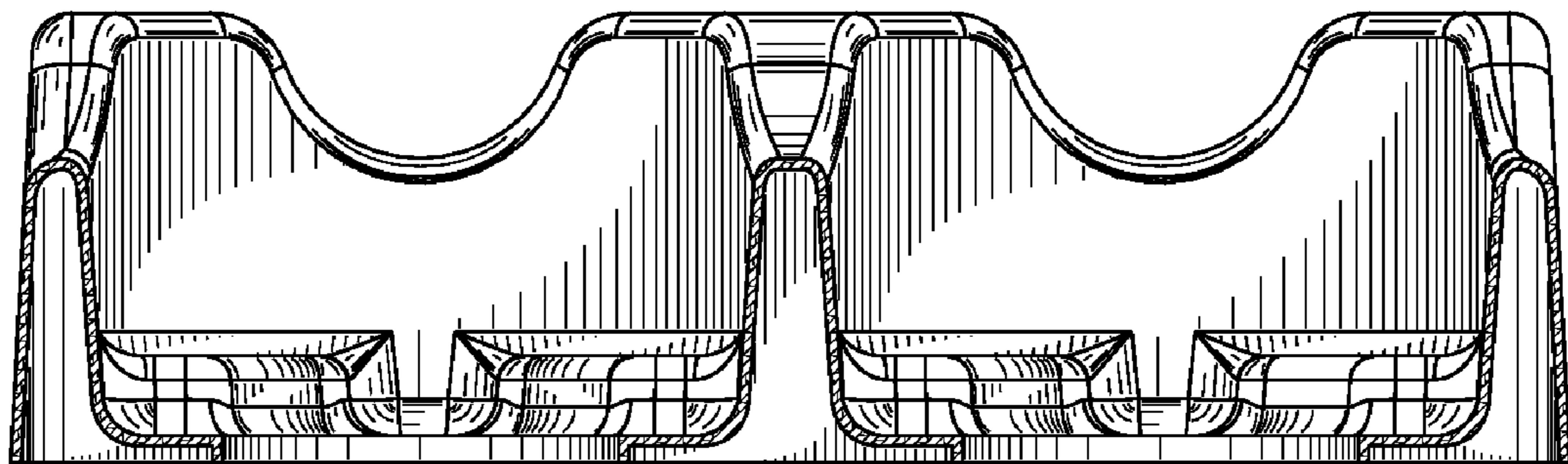


FIG. 6

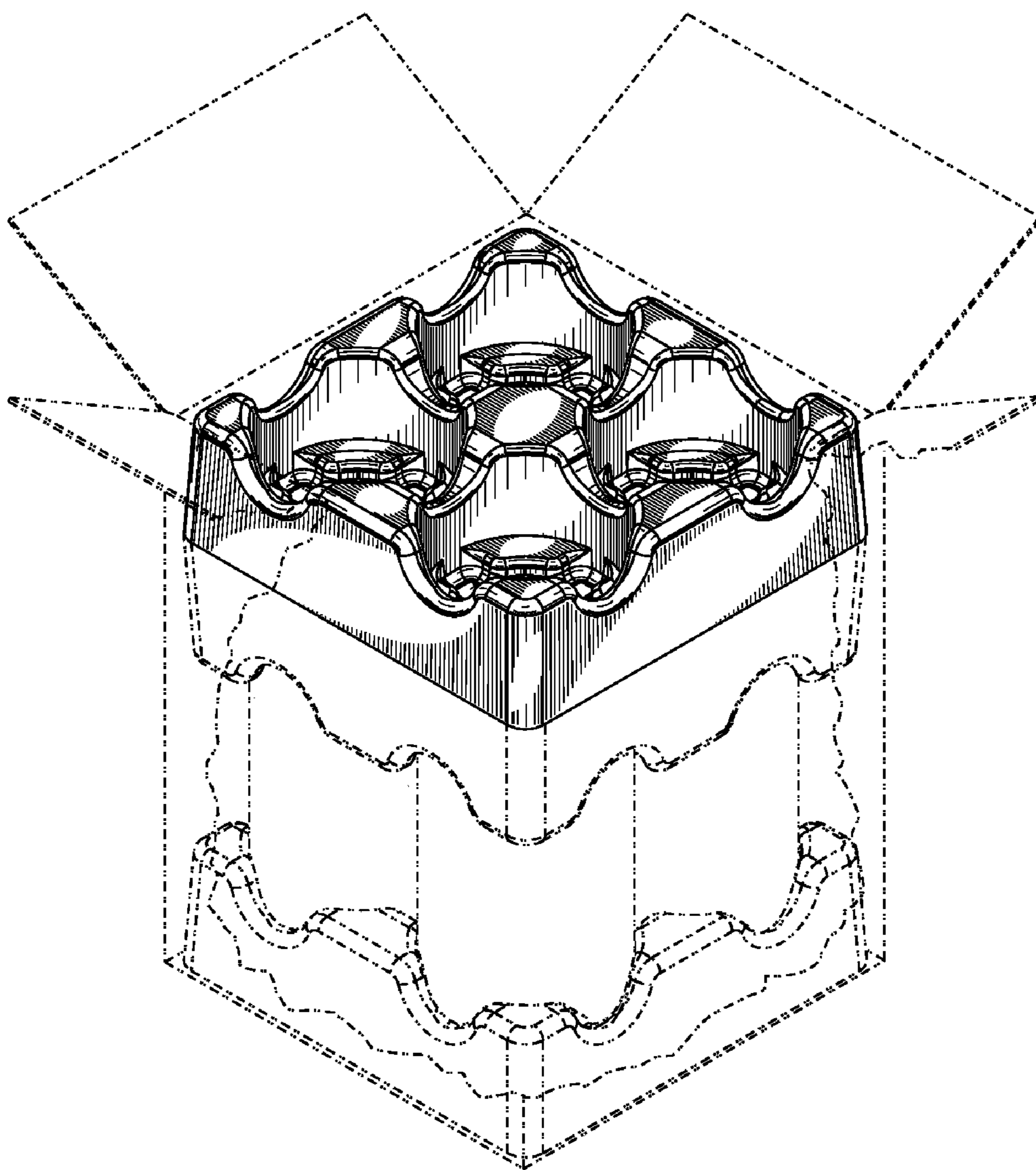


**FIG. 7**



**FIG. 8**





**FIG. 9**