



US00D590693S

(12) **United States Design Patent**
Bertani

(10) **Patent No.:** **US D590,693 S**
(45) **Date of Patent:** **** Apr. 21, 2009**

(54) **HANDLE**

(75) Inventor: **Alberto Bertani**, Milan (IT)

(73) Assignee: **Elesa S.p.A.**, Milan (IT)

(**) Term: **14 Years**

(21) Appl. No.: **29/317,473**

(22) Filed: **Apr. 30, 2008**

(30) **Foreign Application Priority Data**

Oct. 31, 2007 (EM) 000818356

(51) **LOC (9) Cl.** **08-06**

(52) **U.S. Cl.** **D8/315**

(58) **Field of Classification Search** D8/300,
D8/302, 305, 311-321, DIG. 1, DIG. 2, DIG. 10;
D7/393, 394; D3/318; D6/549, 524, 533,
D6/550; D23/250-254, 303, 305; D15/89;
292/347, 336.3; 211/16, 182; 220/752-754;
16/441, 118, 110 R, 111 R, DIG. 19, DIG. 30,
16/110.1, 412, 414-420, 443-446

See application file for complete search history.

(56) **References Cited**

U.S. PATENT DOCUMENTS

D116,604 S * 9/1939 Hefferan D8/319
D119,283 S * 3/1940 Rettich D8/317
D175,751 S * 10/1955 Aleks D8/317
D205,349 S * 7/1966 Clayton D8/316
D208,689 S * 9/1967 Morgan D8/317
D267,774 S * 2/1983 Pittenger D8/317
D297,505 S * 9/1988 Mosch D8/317
D327,196 S * 6/1992 Crook et al. D6/549
D361,495 S * 8/1995 Warshawsky D8/316
D368,843 S * 4/1996 Chieda D8/317
D381,252 S * 7/1997 Chieda D8/317

D388,272 S * 12/1997 Moore D6/549
D399,406 S * 10/1998 Decursu et al. D8/317
D423,854 S * 5/2000 Roth et al. D6/549
D431,996 S * 10/2000 Short D8/316
D435,426 S * 12/2000 Short D8/316
D449,215 S * 10/2001 Bertani D8/316
D468,145 S * 1/2003 Ouyoung D6/549
D518,077 S * 3/2006 Lee et al. D15/91
D542,118 S * 5/2007 Fields D8/317
D542,119 S * 5/2007 Ricereto D8/317
D543,436 S * 5/2007 Ricereto D8/316

OTHER PUBLICATIONS

Elesa, "SS-Round Cross Section Handles," published as early as 1993 <<http://www.elesa.com/anteprema.asp?lingua=2&ID=7613&idGrp=13&stato=4&sito=1>>.

* cited by examiner

Primary Examiner—Stella M Reid

Assistant Examiner—Mark A Goodwin

(74) *Attorney, Agent, or Firm*—Pearne & Gordon LLP

(57) **CLAIM**

The ornamental design for a handle, as shown and described.

DESCRIPTION

FIG. 1 is a perspective view of a handle showing my new design;

FIG. 2 is a front view thereof, a rear view being identical thereto;

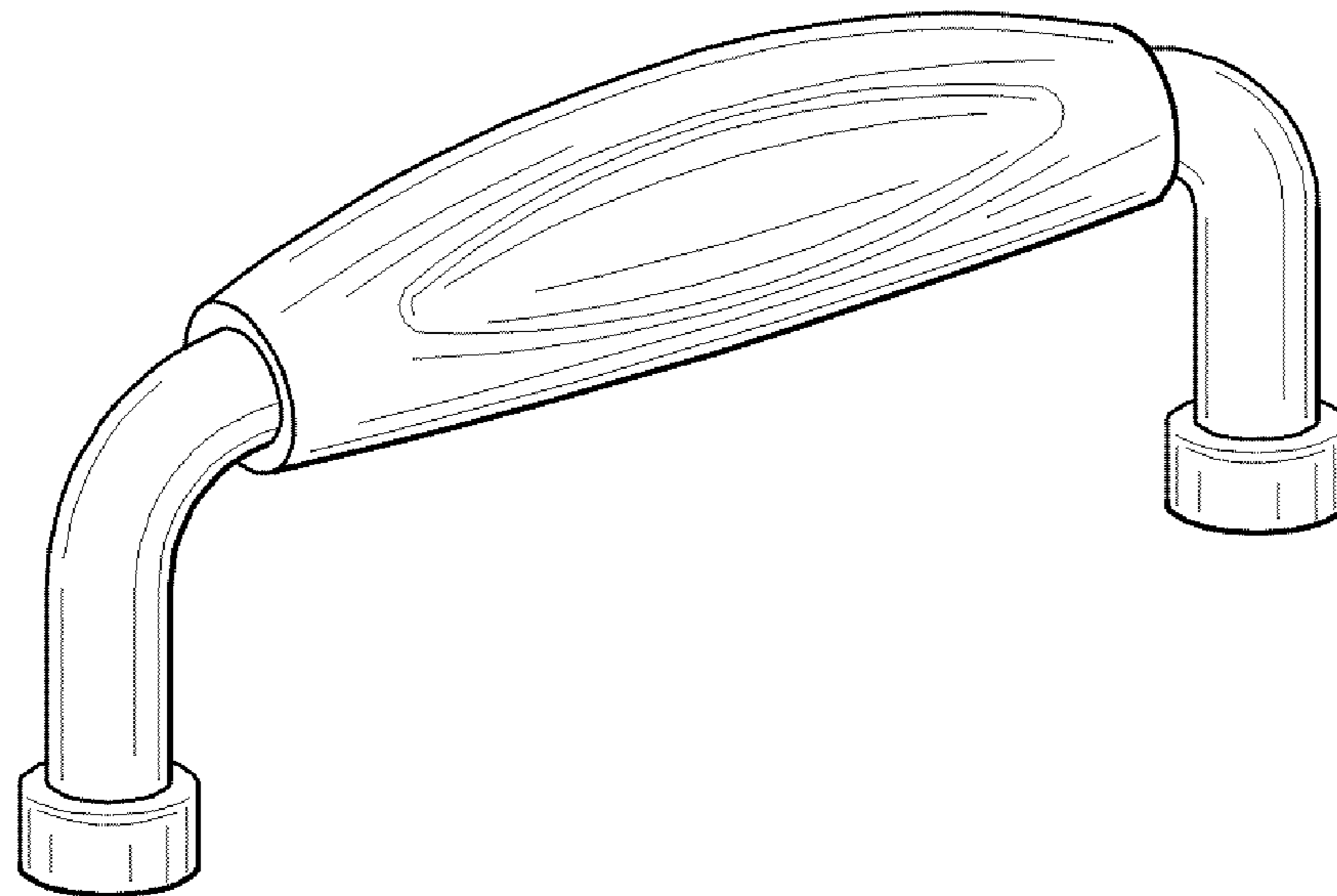
FIG. 3 is a top view thereof;

FIG. 4 is a right side view thereof, a left side view being identical thereto; and,

FIG. 5 is a bottom view thereof.

The bore holes shown in broken lines in FIG. 5 are provided for illustration only and form no part of the claimed design.

1 Claim, 1 Drawing Sheet



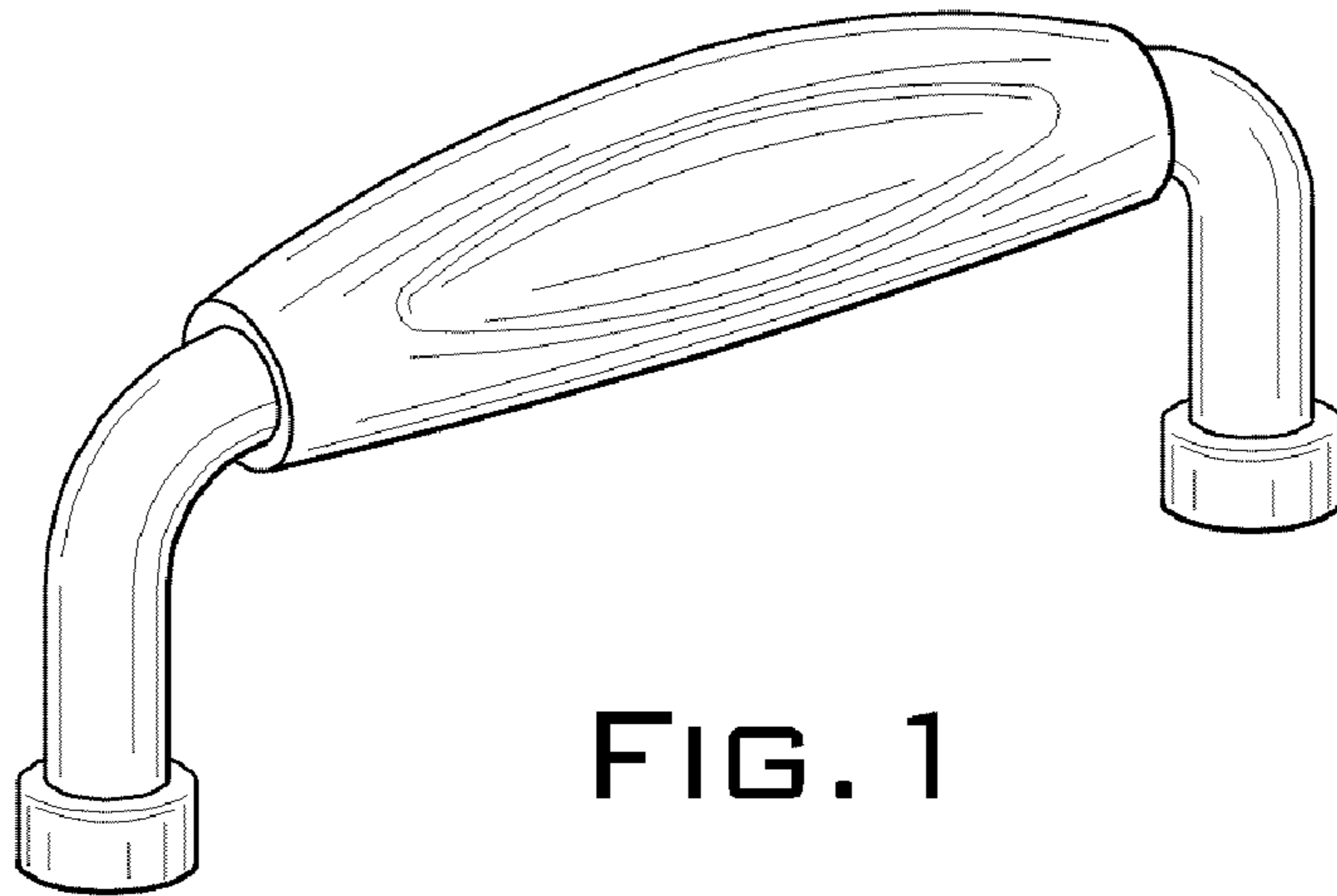


FIG. 1




FIG. 3

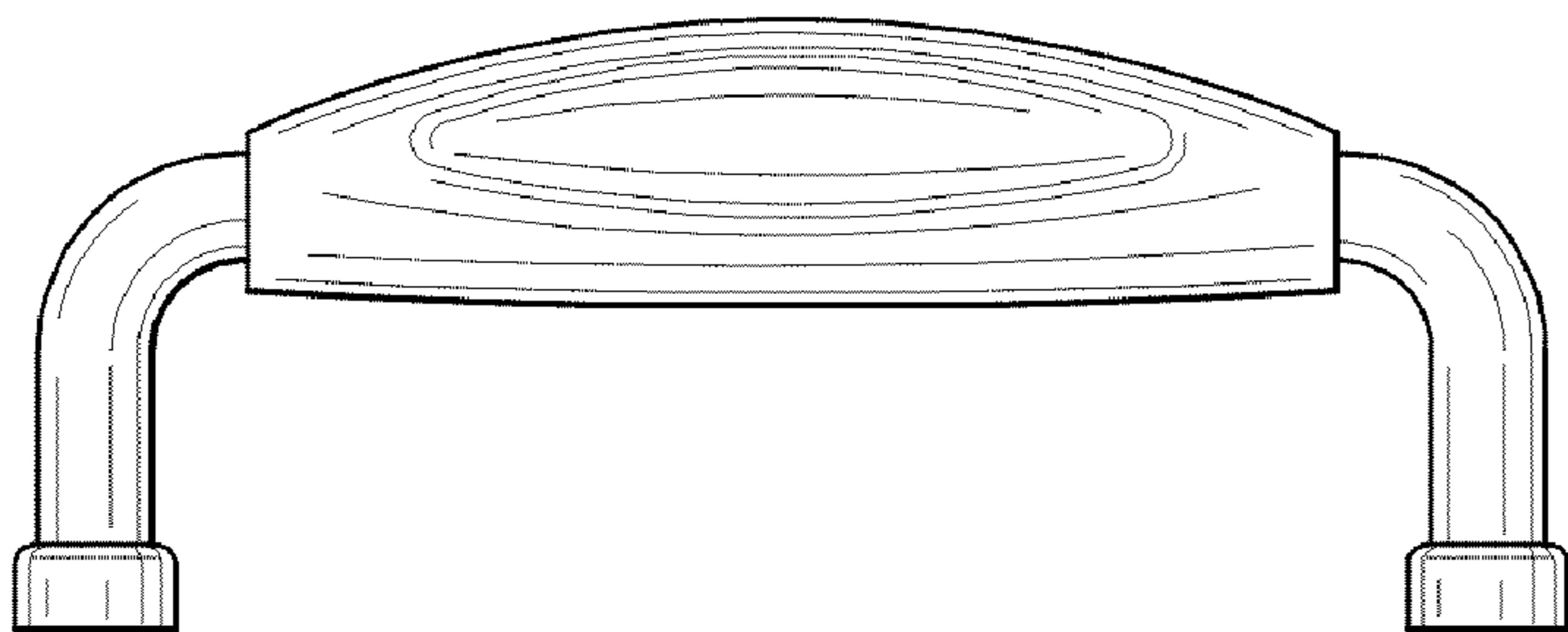


FIG. 2

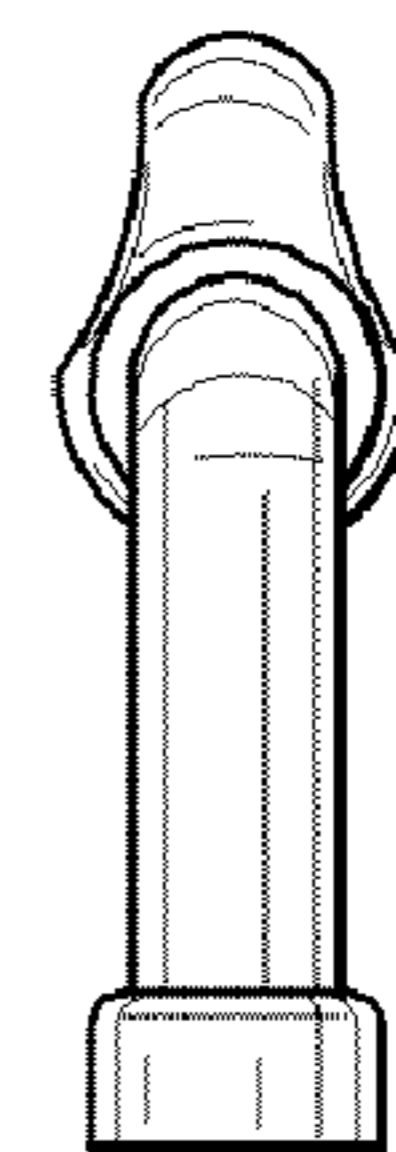


FIG. 4




FIG. 5

UNITED STATES PATENT AND TRADEMARK OFFICE
CERTIFICATE OF CORRECTION

PATENT NO. : Des. 590,693 S
APPLICATION NO. : 29/317473
DATED : April 21, 2009
INVENTOR(S) : Alberto Bertani

Page 1 of 1

It is certified that error appears in the above-identified patent and that said Letters Patent is hereby corrected as shown below:

On the Title page, Inventor (75) section please delete "Milan" and insert therefor --Milano--.

On the Title page, Assignee (73) section please delete "Milan" and insert therefor --Milano--.

Signed and Sealed this

Ninth Day of June, 2009



JOHN DOLL

Acting Director of the United States Patent and Trademark Office