



US00D590689S

(12) **United States Design Patent**  
**Coe et al.**

(10) **Patent No.:** **US D590,689 S**  
(45) **Date of Patent:** **\*\* Apr. 21, 2009**

(54) **COMBINED FOIL SEAL CUTTER, COTTON EXTRACTOR, AND PILL TWEEZER TOOL**

(76) Inventors: **Matthew Coe**, 74 Sidney School Rd., Annandale, NJ (US) 08801; **Richard Costa**, 53 Highpond La., Bedminster, NJ (US) 07921

(\*\*) Term: **14 Years**

(21) Appl. No.: **29/282,326**

(22) Filed: **Jul. 17, 2007**

(51) **LOC (9) Cl.** ..... **08-03**

(52) **U.S. Cl.** ..... **D8/105**

(58) **Field of Classification Search** ..... D19/65, D19/75; D27/142, 143; D8/105, 99, 26, D8/55, 81, 87, 29, 21, 28, 14; 30/161, 164, 30/153, 152; 7/125-135, 138, 143, 164, 7/170, 146, 168, 127; 81/177.1, 177.2, 440, 81/177.6, 427.5, 3.09, 3.47; 294/99.2

See application file for complete search history.

(56) **References Cited**

U.S. PATENT DOCUMENTS

D172,725 S *	7/1954	Polk	.....	D27/142
D336,415 S *	6/1993	Cheng	.....	D8/105
D350,271 S *	9/1994	Landy et al.	.....	D8/99
D373,713 S	9/1996	Coe		
D399,405 S *	10/1998	Savoia	.....	D8/105
D427,875 S *	7/2000	Chiu	.....	D8/105

D440,350 S *	4/2001	Park	.....	D27/142
D452,037 S *	12/2001	Smith	.....	D27/143
D455,784 S *	4/2002	FitzGerald	.....	D19/65
D456,094 S *	4/2002	Robinson	.....	D27/142
D509,318 S *	9/2005	Poinstingl et al.	.....	D27/143

\* cited by examiner

*Primary Examiner*—Cathron C Brooks

*Assistant Examiner*—Austin Murphy

(57) **CLAIM**

The ornamental design for a combined foil seal cutter, cotton extractor, and pill tweezer tool, as shown and described.

**DESCRIPTION**

FIG. 1 is a top, front, and left side perspective view of a combined foil seal cutter, cotton extracting, and pill tweezer tool showing my new design;

FIG. 2 is a top plain view of the combined foil seal cutter, cotton extractor, and pill tweezer;

FIG. 3 is a front elevational view thereof;

FIG. 4 is a left side elevational view thereof;

FIG. 5. Is a right side elevational view thereof;

FIG. 6 is a rear elevational view thereof; and

FIG. 7 is a bottom plan view thereof; and,

FIG. 8 is a bottom front perspective view of the combined foil seal cutter, cotton extractor, and pill tweezer tool.

**1 Claim, 4 Drawing Sheets**

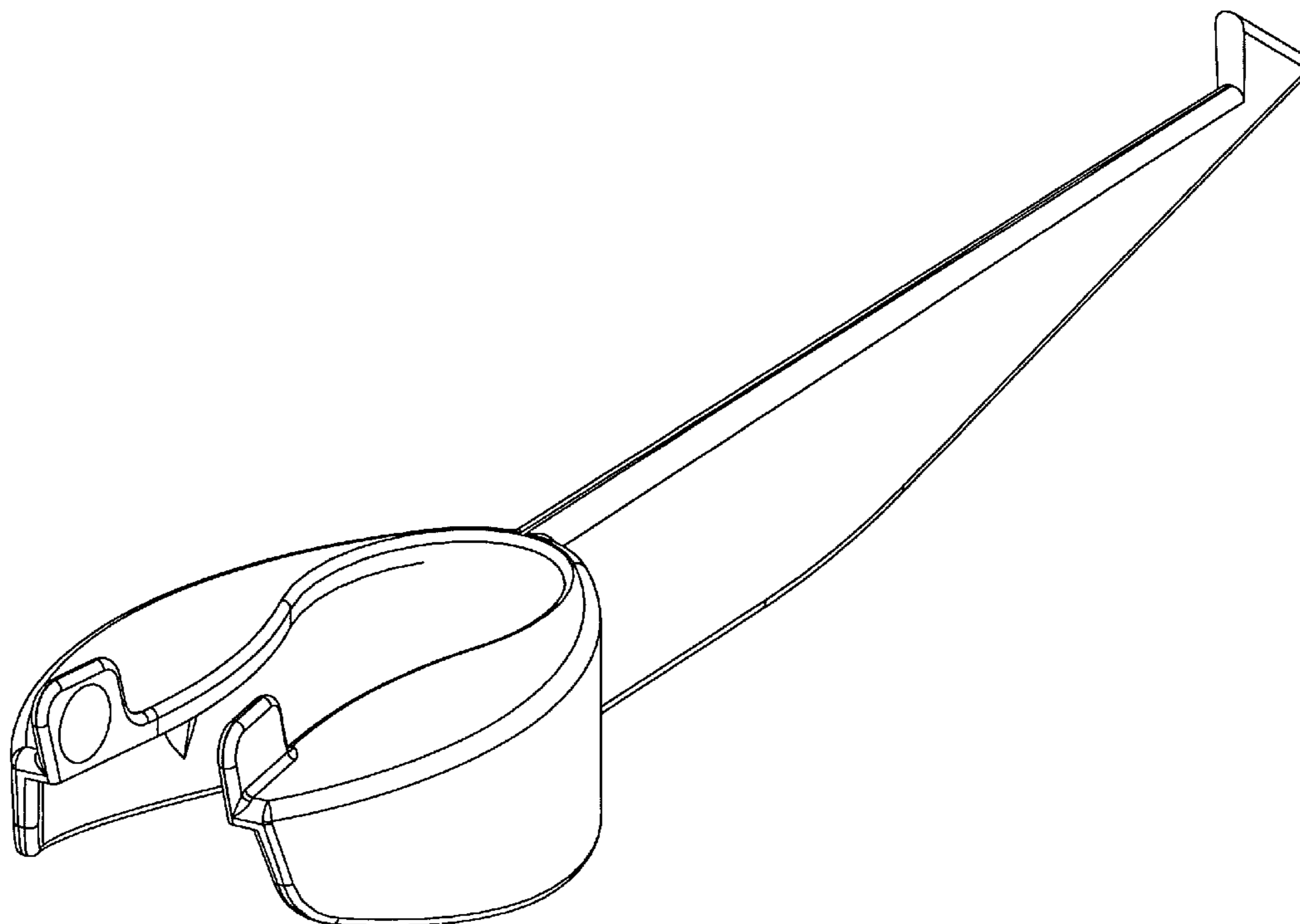


FIG. 1

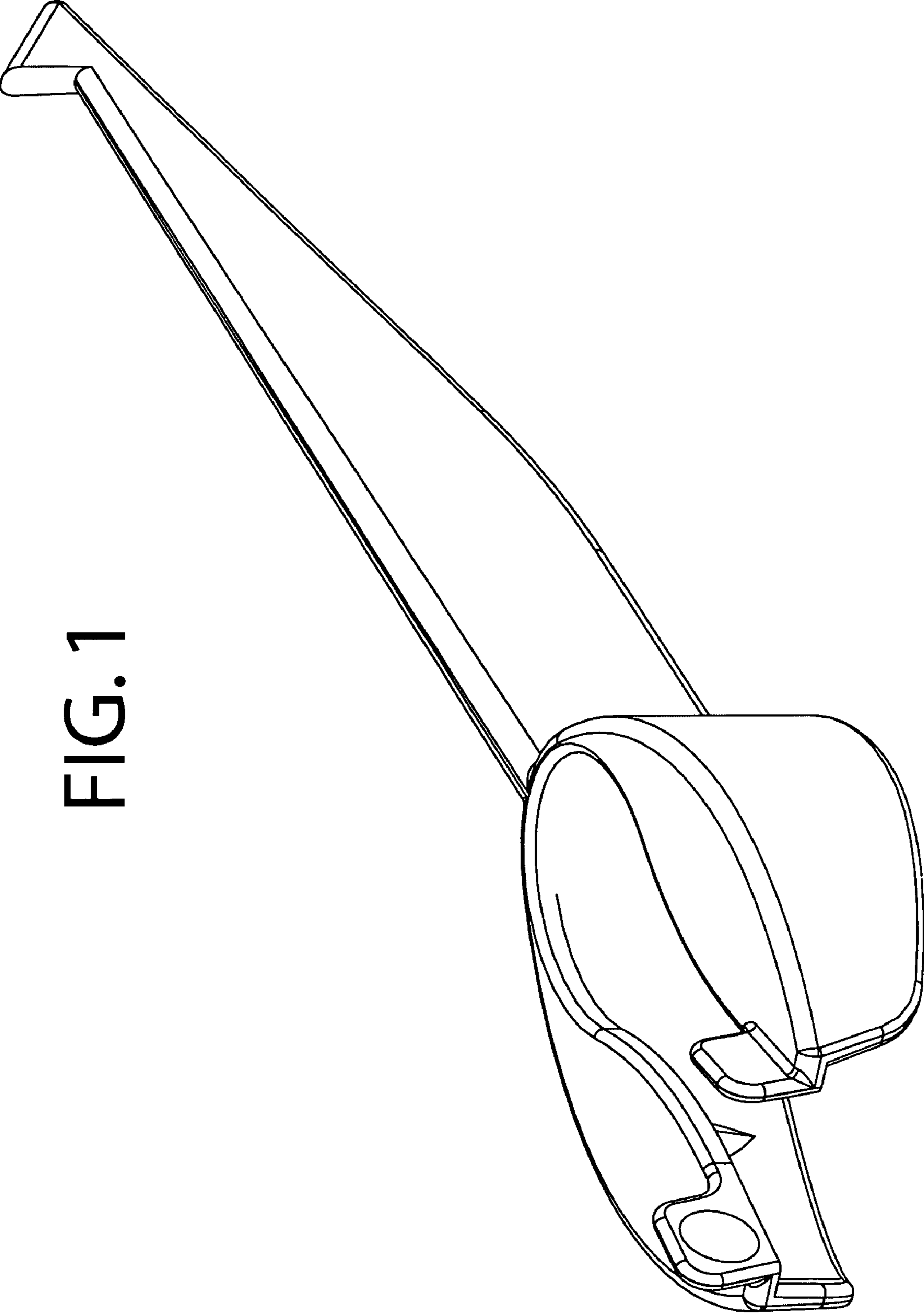


FIG. 2

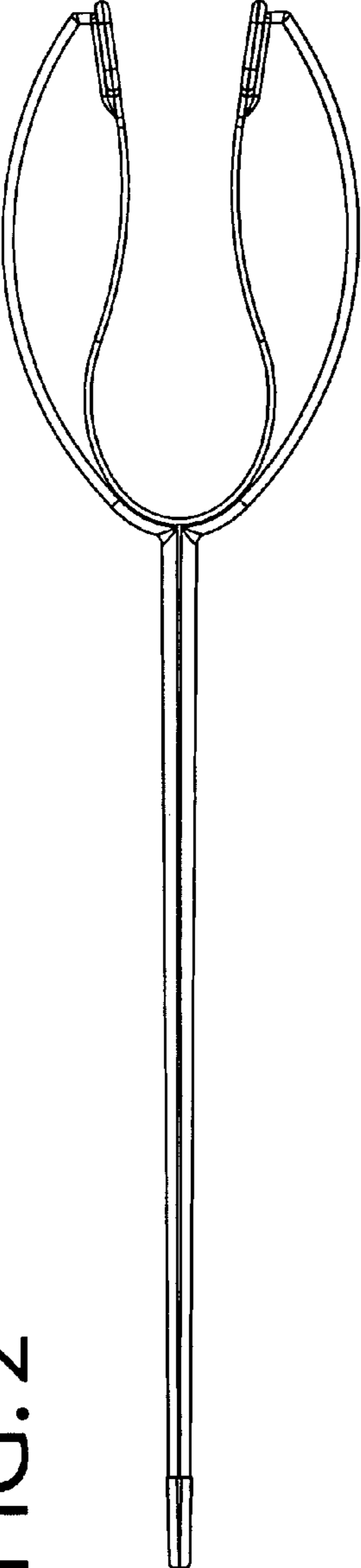


FIG. 3

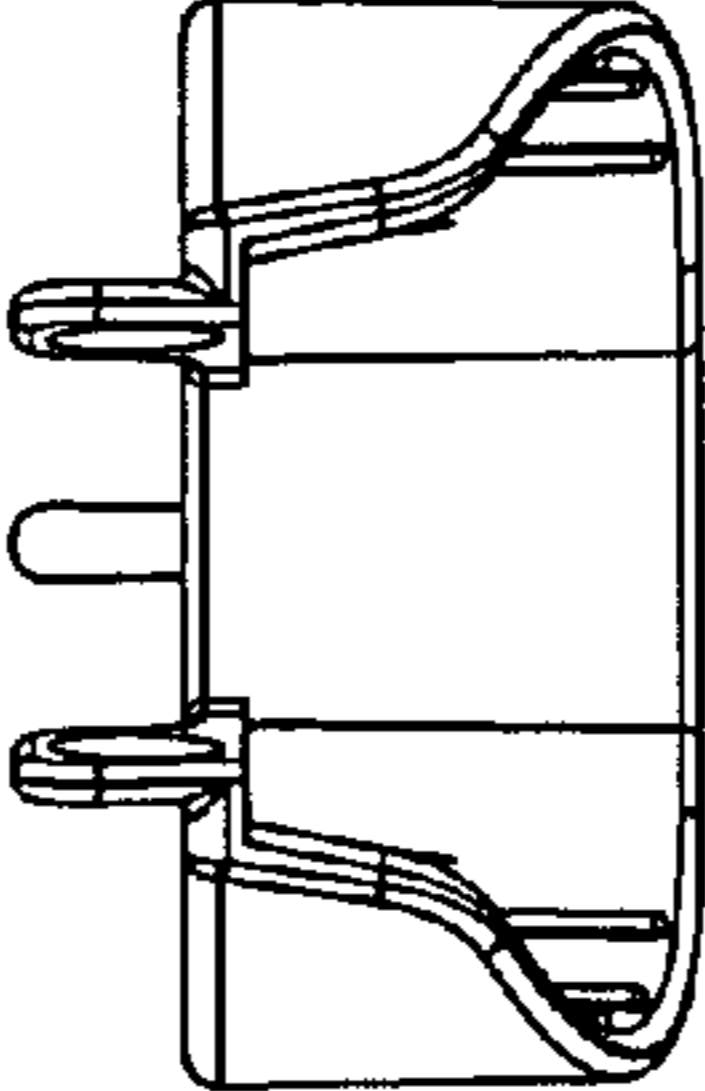


FIG. 4




FIG. 5

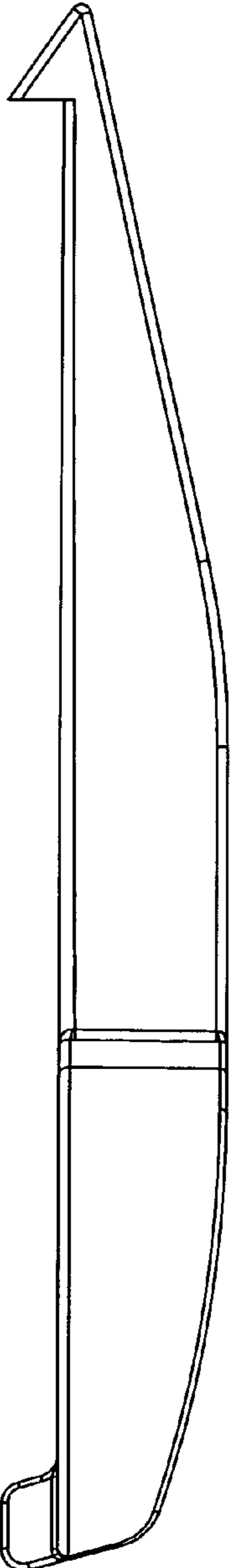


FIG. 6

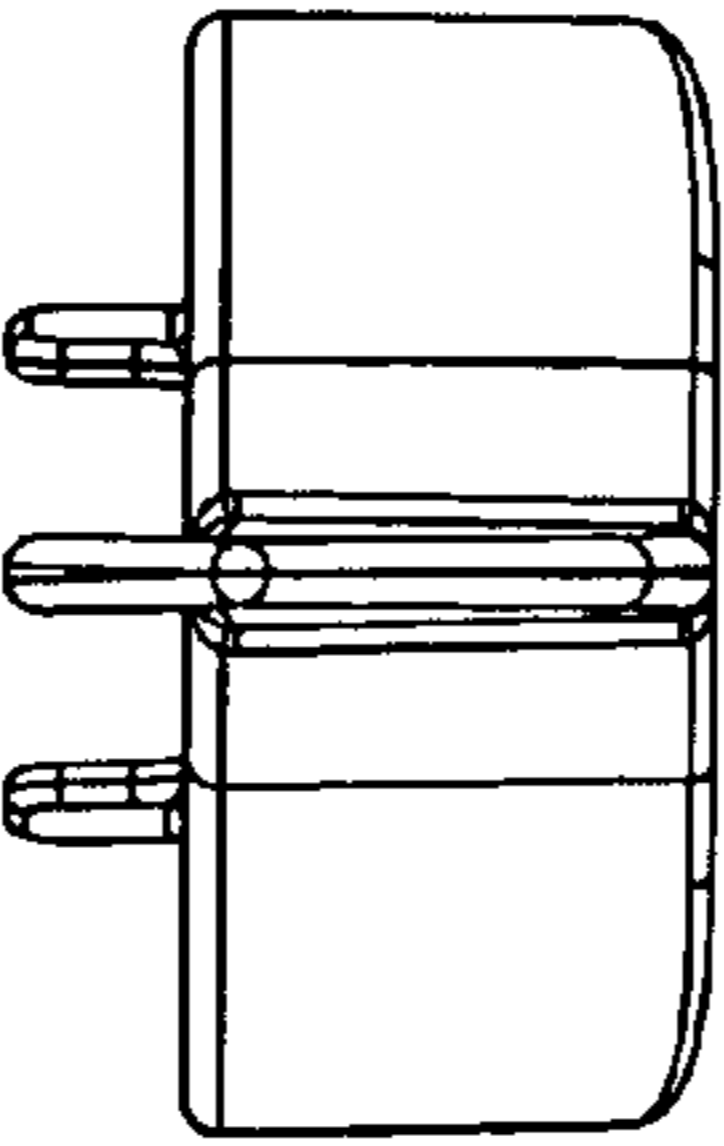
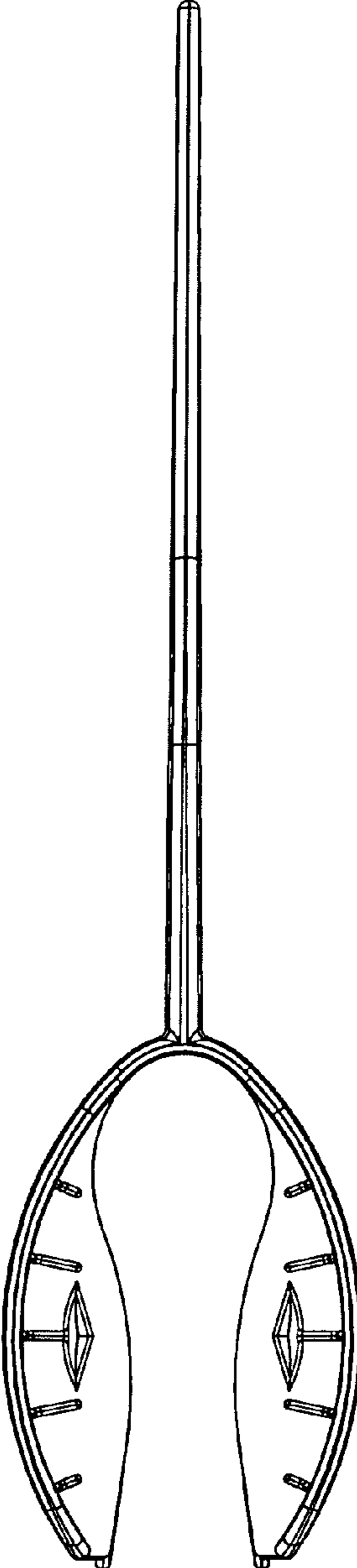


FIG. 7



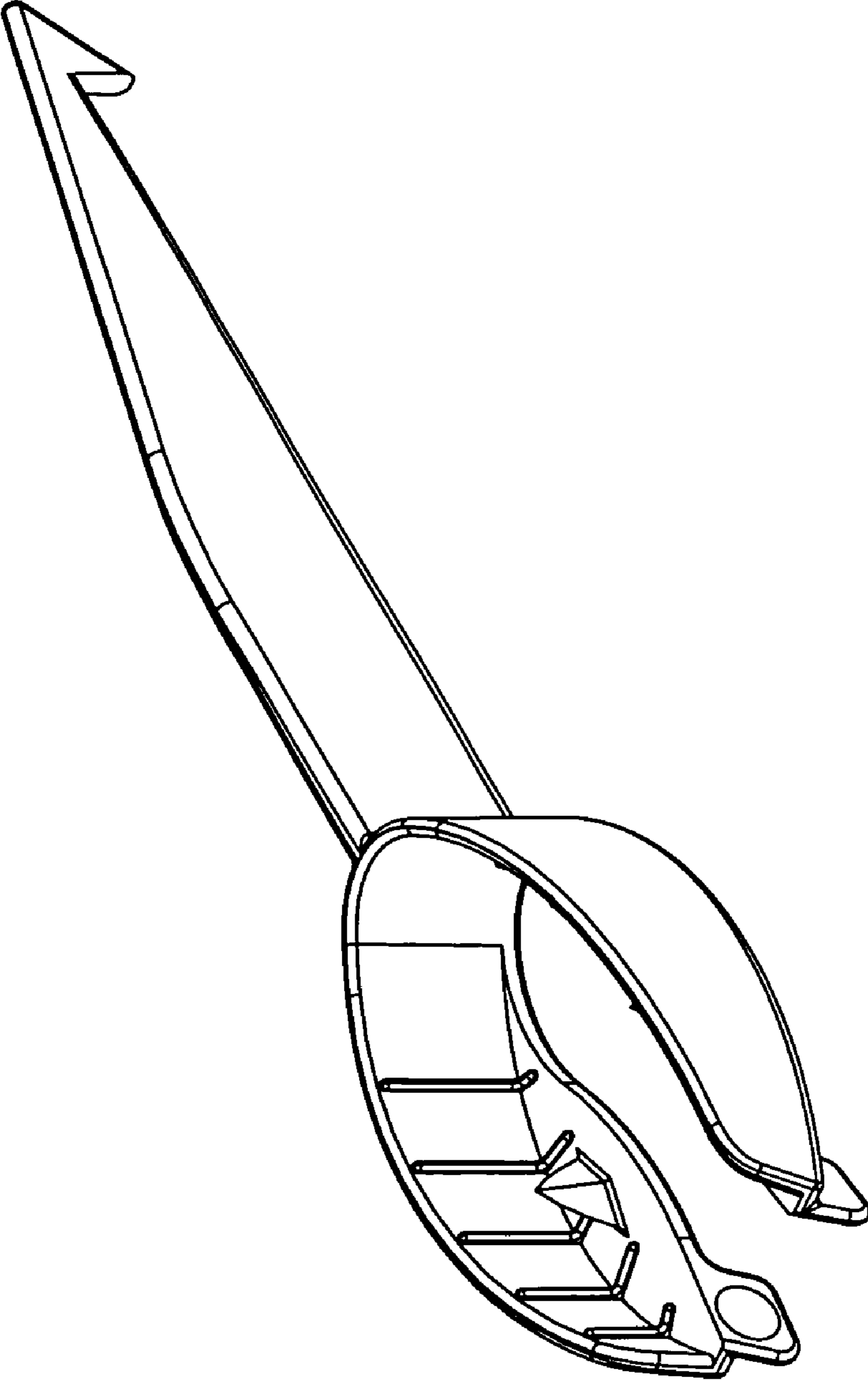


FIG. 8