



US00D590687S

(12) **United States Design Patent**  
**Ireland**

(10) **Patent No.:** **US D590,687 S**

(45) **Date of Patent:** **\*\* Apr. 21, 2009**

(54) **KNIFE**  
(75) Inventor: **William Alfred Ireland**, Gloucestershire (GB)  
(73) Assignee: **WAI Designs Limited**, Somerset (GB)  
(\*\*) Term: **14 Years**

5,046,253 A \* 9/1991 Ireland ..... 30/289  
D323,967 S \* 2/1992 Talbot ..... D8/98  
D362,168 S \* 9/1995 Mancini ..... D8/98  
D377,595 S \* 1/1997 Wiezenthal ..... D8/98  
5,768,787 A \* 6/1998 Ireland ..... 30/294  
D481,609 S \* 11/2003 Perlmutter et al. .... D8/99  
D498,404 S \* 11/2004 Schmidt ..... D8/98  
D514,916 S \* 2/2006 Craig ..... D8/102  
7,003,884 B2 \* 2/2006 Perlmutter et al. .... 30/162

(21) Appl. No.: **29/312,468**

\* cited by examiner

(22) Filed: **Oct. 22, 2008**

*Primary Examiner*—Philip S Hyder

(74) *Attorney, Agent, or Firm*—Skinner and Associates

(30) **Foreign Application Priority Data**  
May 8, 2008 (EM) ..... 000933510-0001

(57) **CLAIM**

The ornamental design for a knife, as shown.

(51) **LOC (9) Cl.** ..... **08-03**  
(52) **U.S. Cl.** ..... **D8/98**  
(58) **Field of Classification Search** ..... D8/98,  
D8/99, 102; 30/294, 295, 314, 335, 336,  
30/89

**DESCRIPTION**

FIG. 1 is a front view of the knife.  
FIG. 2 is a rear view of the knife.  
FIG. 3 is a front view of the knife in an alternative operating condition.  
FIG. 4 is a left side view of the knife.  
FIG. 5 is a right side view of the knife.  
FIG. 6 is a bottom view of the knife; and,  
FIG. 7 is a top plan view of the knife.

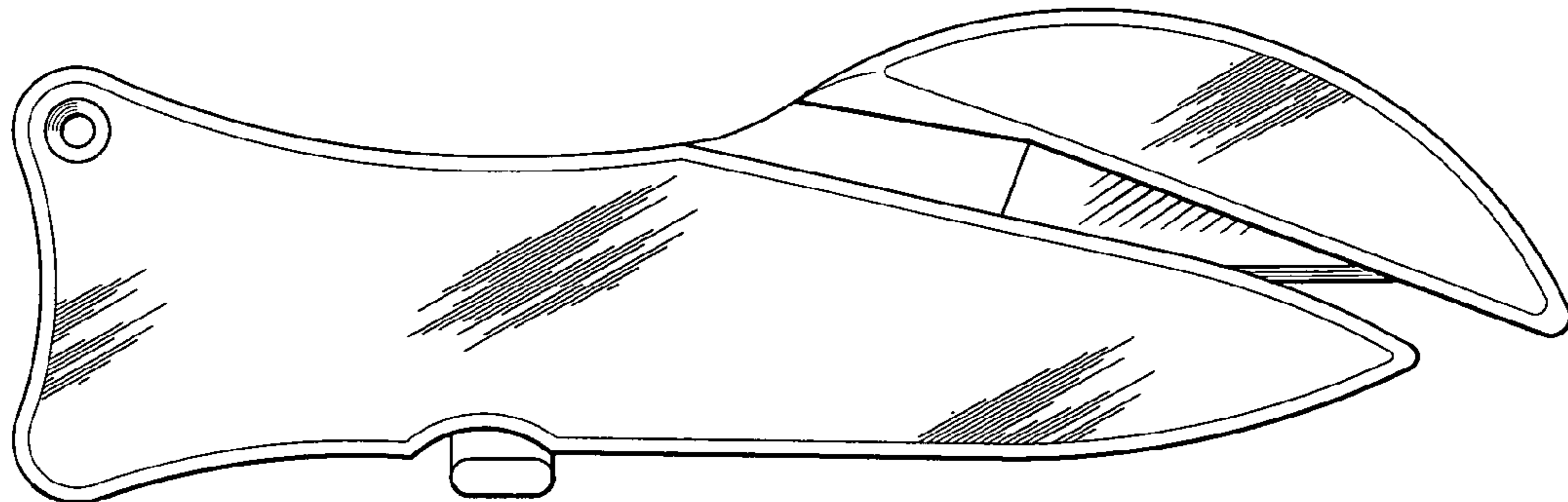
See application file for complete search history.

(56) **References Cited**

**U.S. PATENT DOCUMENTS**

3,751,806 A \* 8/1973 Patrick ..... 30/294  
3,824,688 A \* 7/1974 Goffe ..... 30/294  
4,134,206 A \* 1/1979 Beermann ..... 30/294  
4,680,861 A \* 7/1987 Meurer ..... 30/298.4

**1 Claim, 2 Drawing Sheets**



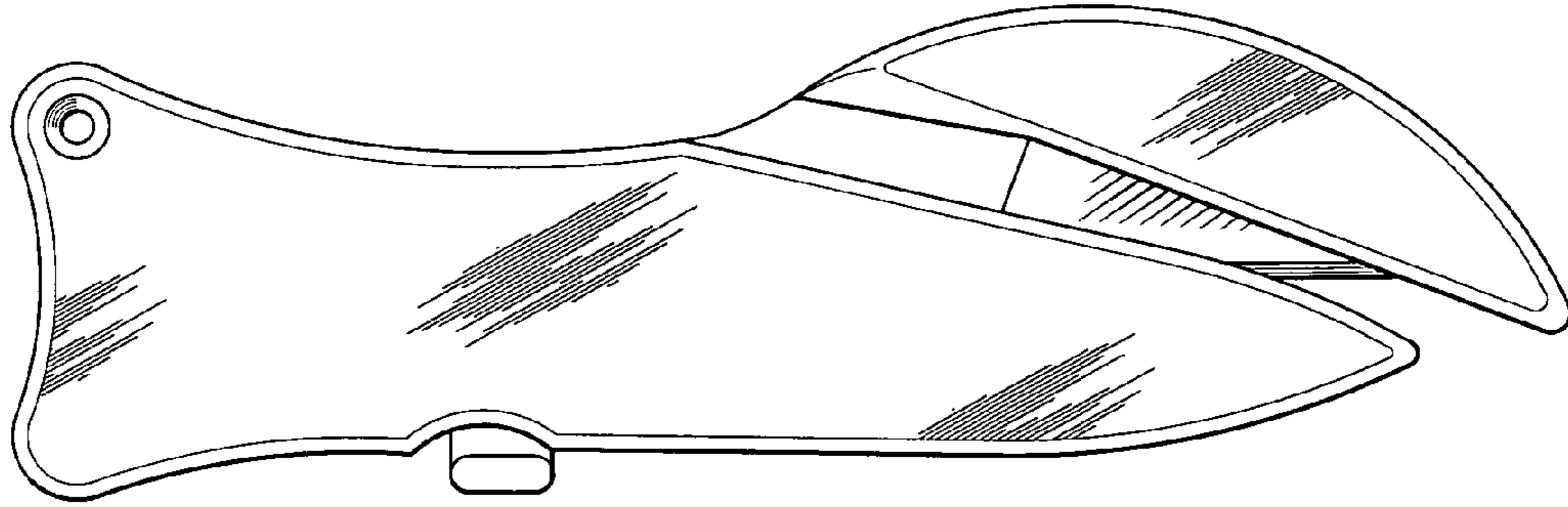


FIG 1

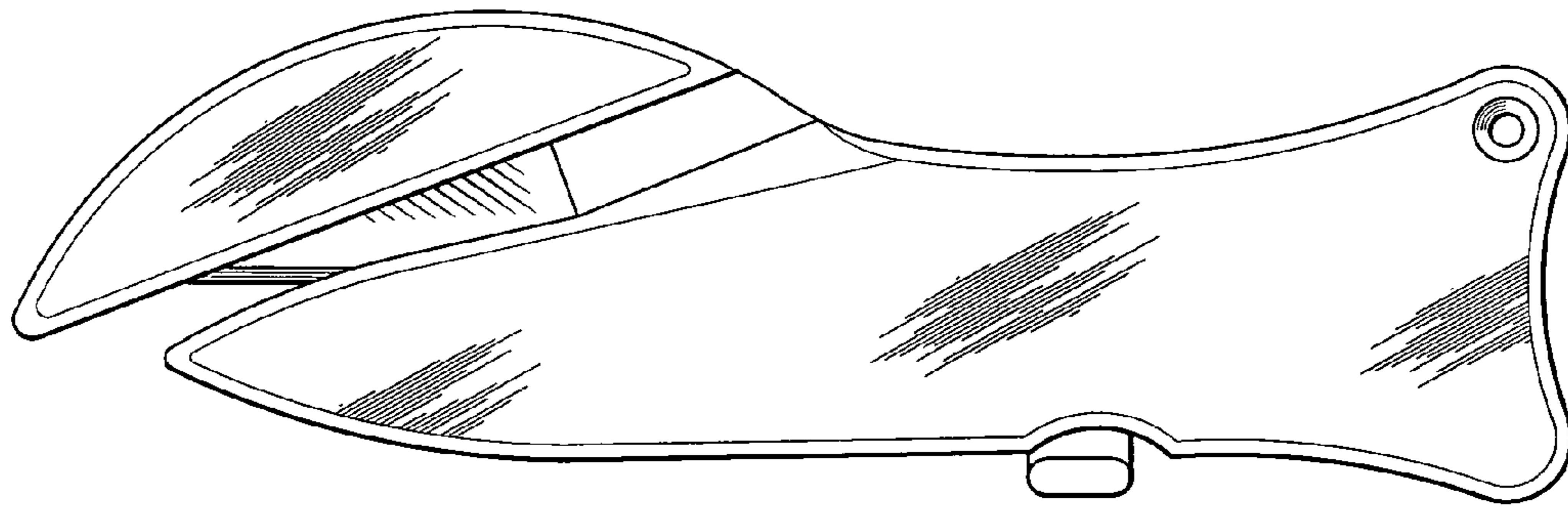


FIG 2

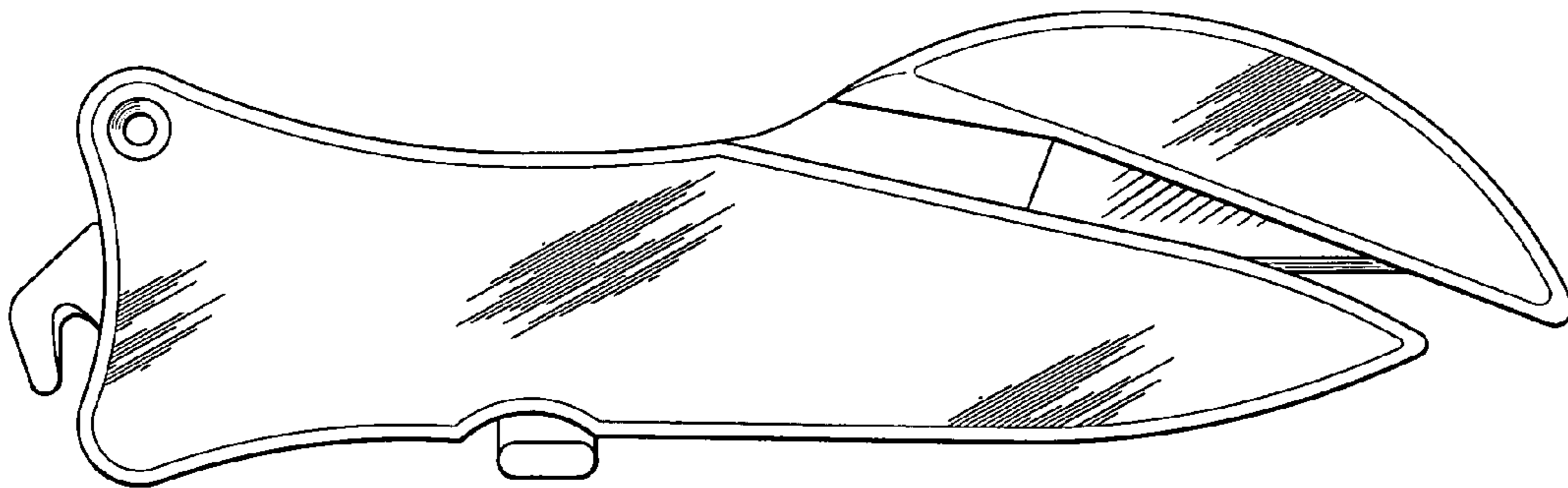


FIG 3

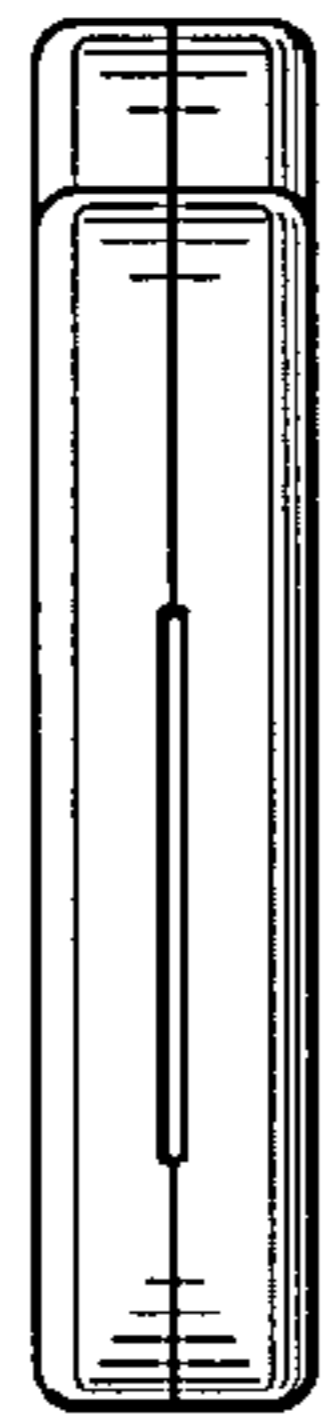


FIG 4

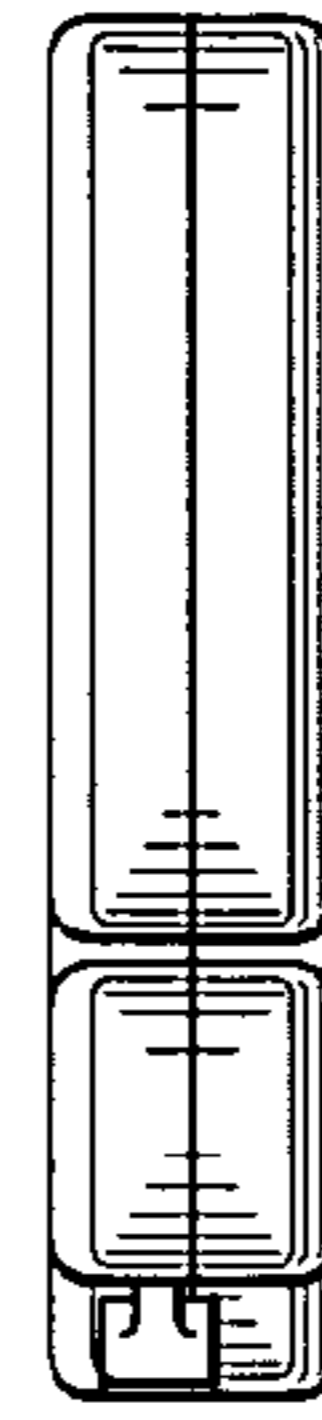


FIG 5




FIG 6




FIG 7