



US00D590684S

(12) **United States Design Patent**
Budzik

(10) **Patent No.:** **US D590,684 S**

(45) **Date of Patent:** **** Apr. 21, 2009**

(54) **SANDING PAD**

(75) Inventor: **Mark Budzik**, Des Plaines, IL (US)

(73) Assignee: **Trim-Tex, Inc.**, Lincolnwood, IL (US)

(**) Term: **14 Years**

(21) Appl. No.: **29/303,802**

(22) Filed: **Feb. 18, 2008**

(51) **LOC (9) Cl.** **08-05**

(52) **U.S. Cl.** **D8/70; D15/138**

(58) **Field of Classification Search** D8/70;
D15/124-126, 138; 451/47, 56, 324, 443,
451/541, 544, 547, 548-551

See application file for complete search history.

(56) **References Cited**

U.S. PATENT DOCUMENTS

2008/0207099 A1* 8/2008 Brown 451/524

* cited by examiner

Primary Examiner—Antoine D Davis

(74) *Attorney, Agent, or Firm*—Levenfeld Pearlstein LLC

(57) **CLAIM**

The ornamental design for a sanding pad, as shown and described.

DESCRIPTION

FIG. 1 is a top perspective view of a sanding pad;

FIG. 2 is a top view thereof;

FIG. 3 side view as seen from the right-hand side of the view in FIG. 2, the opposite side view being a mirror image thereof; and,

FIG. 4 is side view as seen from the bottom of the view of FIG. 2, the top view being a mirror image thereof.

The edge and central portions being shown in phantom lines that form no part of the claimed design.

1 Claim, 2 Drawing Sheets




Fig. 1




Fig. 2

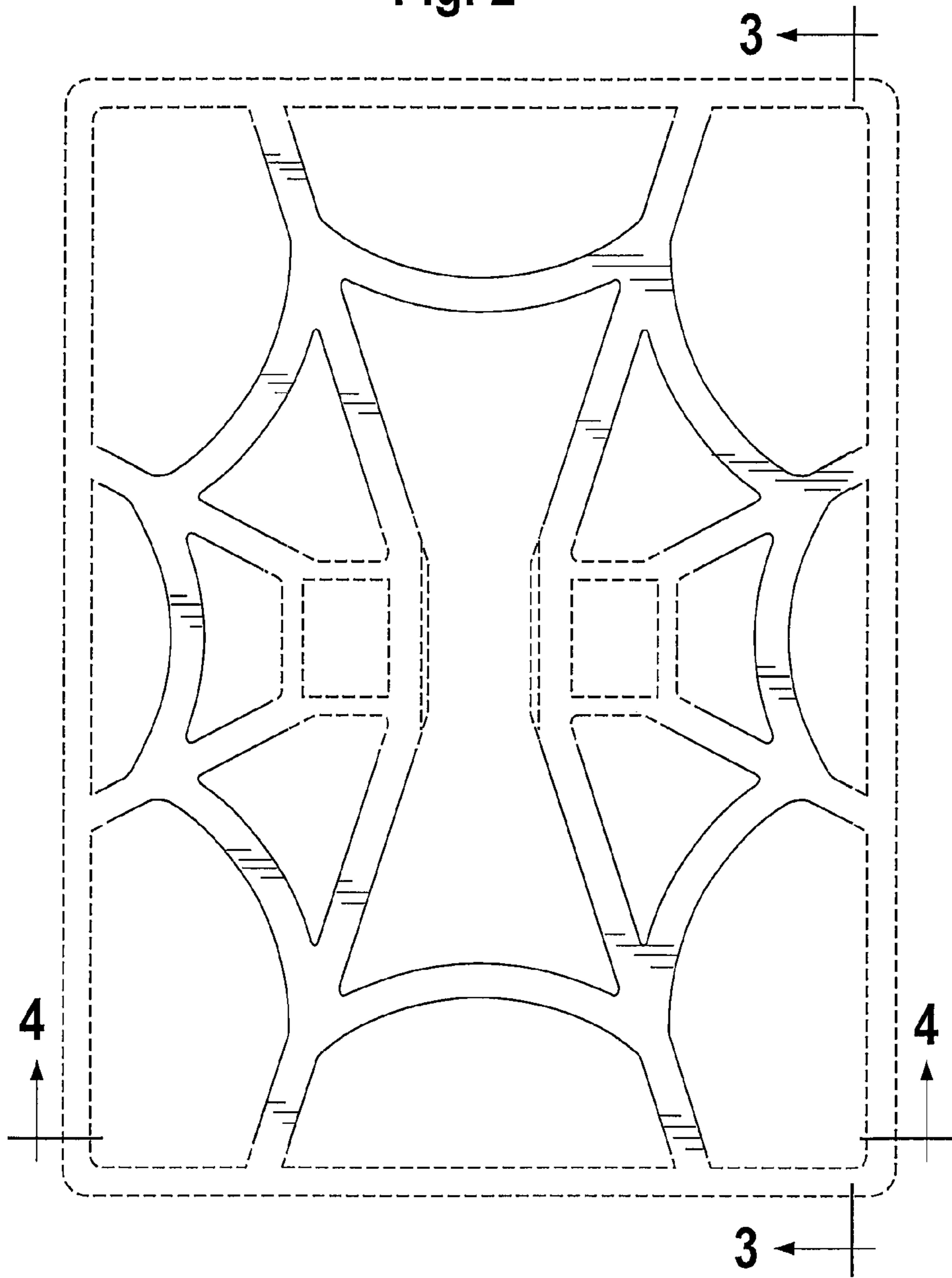


Fig. 3

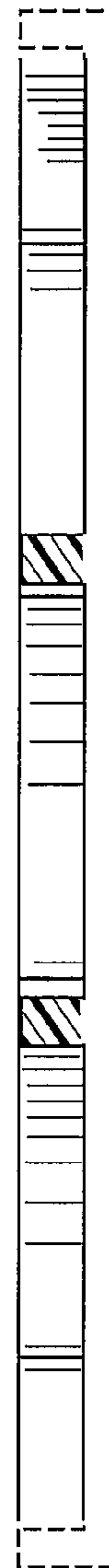


Fig. 4

