

US00D590678S

(12) **United States Design Patent**  
**Tong**

(10) **Patent No.:** **US D590,678 S**

(45) **Date of Patent:** **\*\* Apr. 21, 2009**

(54) **SAFETY TILE DIVIDER**

(76) **Inventor:** **Kam Por Paul Tong**, Room 1102,  
Houston Centre, 63 Mody Road, Tsim  
Sha Tsui East, Kowloon (HK)

(\*\*) **Term:** **14 Years**

(21) **Appl. No.:** **29/323,978**

(22) **Filed:** **Sep. 3, 2008**

(51) **LOC (9) Cl.** ..... **08-03**

(52) **U.S. Cl.** ..... **D8/57**

(58) **Field of Classification Search** ..... D8/5,  
D8/14, 57, 58, 105, 107; 30/131, 195, 229,  
30/194, 230-235, 268, 350, 254-258; 7/135,  
7/136

See application file for complete search history.

(56) **References Cited**

**U.S. PATENT DOCUMENTS**

2,951,259	A *	9/1960	Brockner	.....	D8/57
3,004,339	A *	10/1961	Townshend, Jr.	.....	30/131
D225,608	S *	12/1972	Schwartz	.....	D8/57
D291,769	S *	9/1987	Lemcke	.....	D8/4
4,901,440	A *	2/1990	Go et al.	.....	30/254
D354,423	S *	1/1995	Birkholz	.....	D8/57
D361,705	S *	8/1995	Birkholz	.....	D8/57
D365,005	S *	12/1995	Birkholz	.....	D8/57
6,243,954	B1 *	6/2001	Bowers	.....	30/233
D458,100	S *	6/2002	Bowers	.....	D8/57
D506,915	S *	7/2005	Marshall et al.	.....	D8/107

7,017,462	B2 *	3/2006	Hullam	.....	30/254
7,032,316	B1 *	4/2006	Tseng	.....	30/230
D542,614	S *	5/2007	Lang	.....	D8/57
7,257,897	B2 *	8/2007	Li et al.	.....	30/258
D554,961	S *	11/2007	Kurz	.....	D8/57
7,328,513	B1 *	2/2008	Yang	.....	30/178
D575,121	S *	8/2008	Junck	.....	D8/5
7,421,788	B2 *	9/2008	Gardner et al.	.....	30/131

\* cited by examiner

*Primary Examiner*—Cathron C Brooks

*Assistant Examiner*—Deanna Fluegeman

(74) *Attorney, Agent, or Firm*—Intellectual Property Law  
Group LLP; Otto O. Lee; Juneko Jackson

(57) **CLAIM**

The ornamental design for a safety tile divider, as shown and described.

**DESCRIPTION**

FIG. 1 is a perspective view of a safety tile divider embodying my new design;

FIG. 2 is a right side view thereof;

FIG. 3 is a left side view thereof;

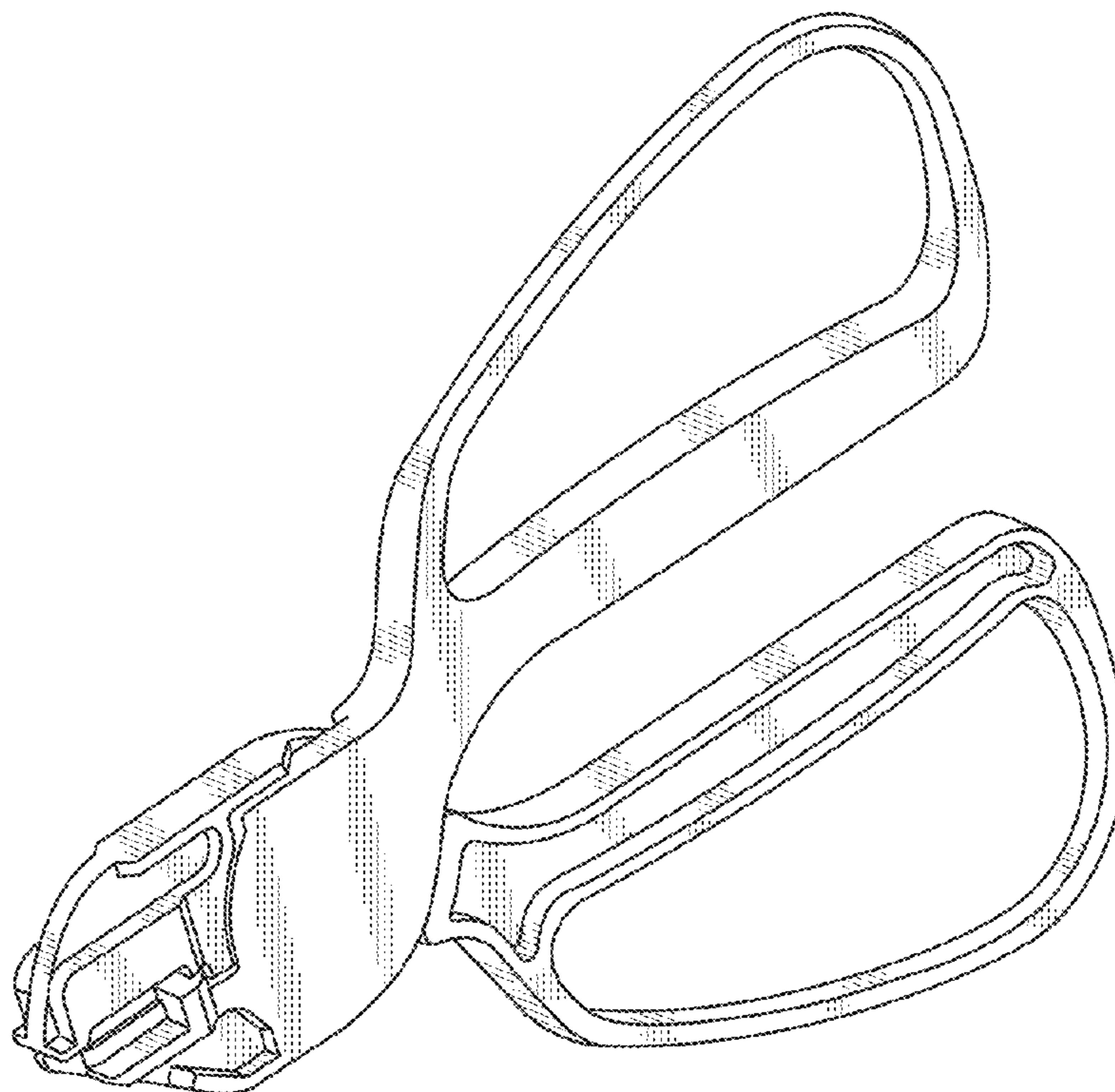
FIG. 4 is a front view thereof;

FIG. 5 is a back view thereof;

FIG. 6 is a bottom plan view thereof; and,

FIG. 7 is a top plan view thereof.

**1 Claim, 3 Drawing Sheets**



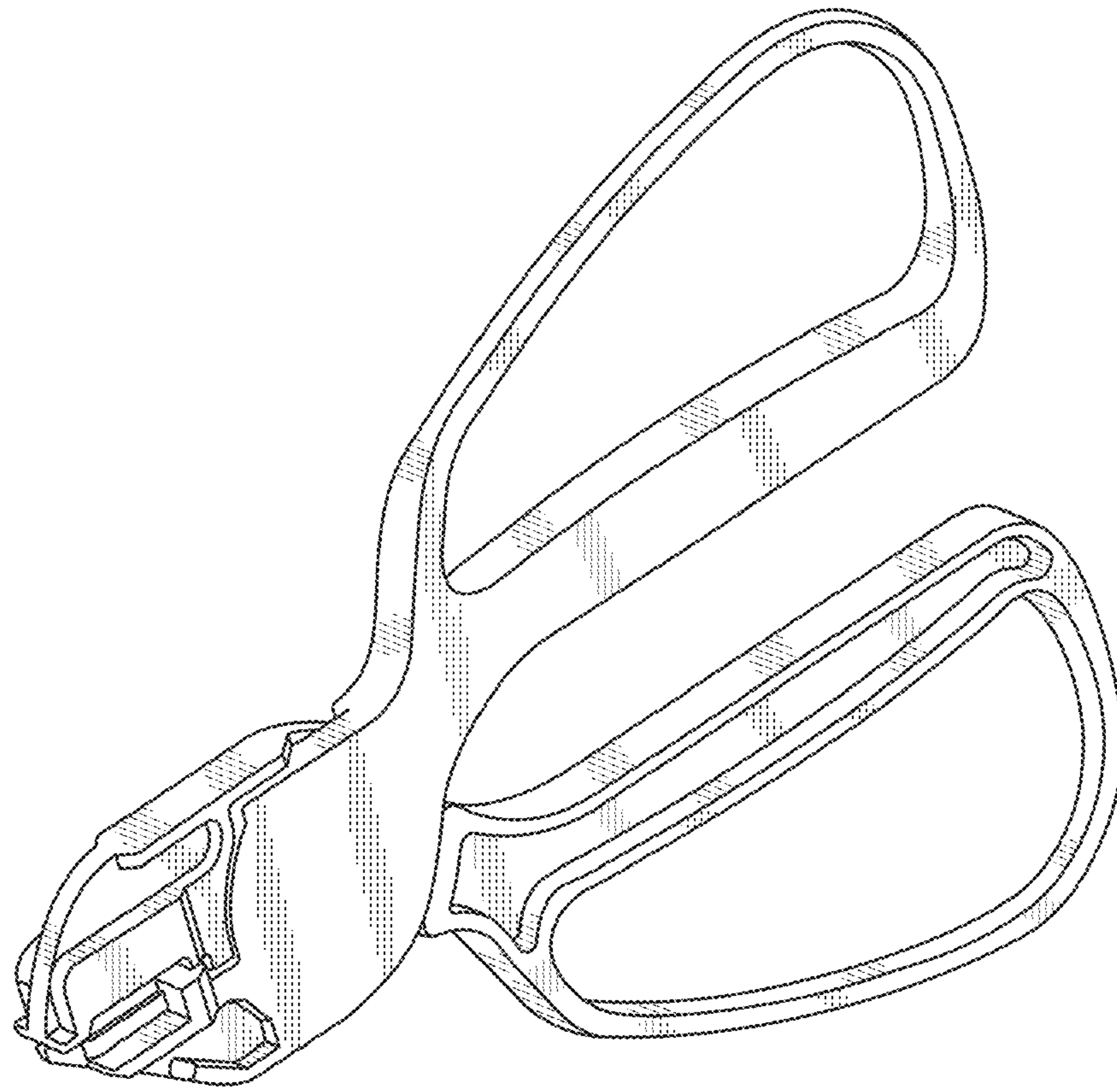


FIG. 1

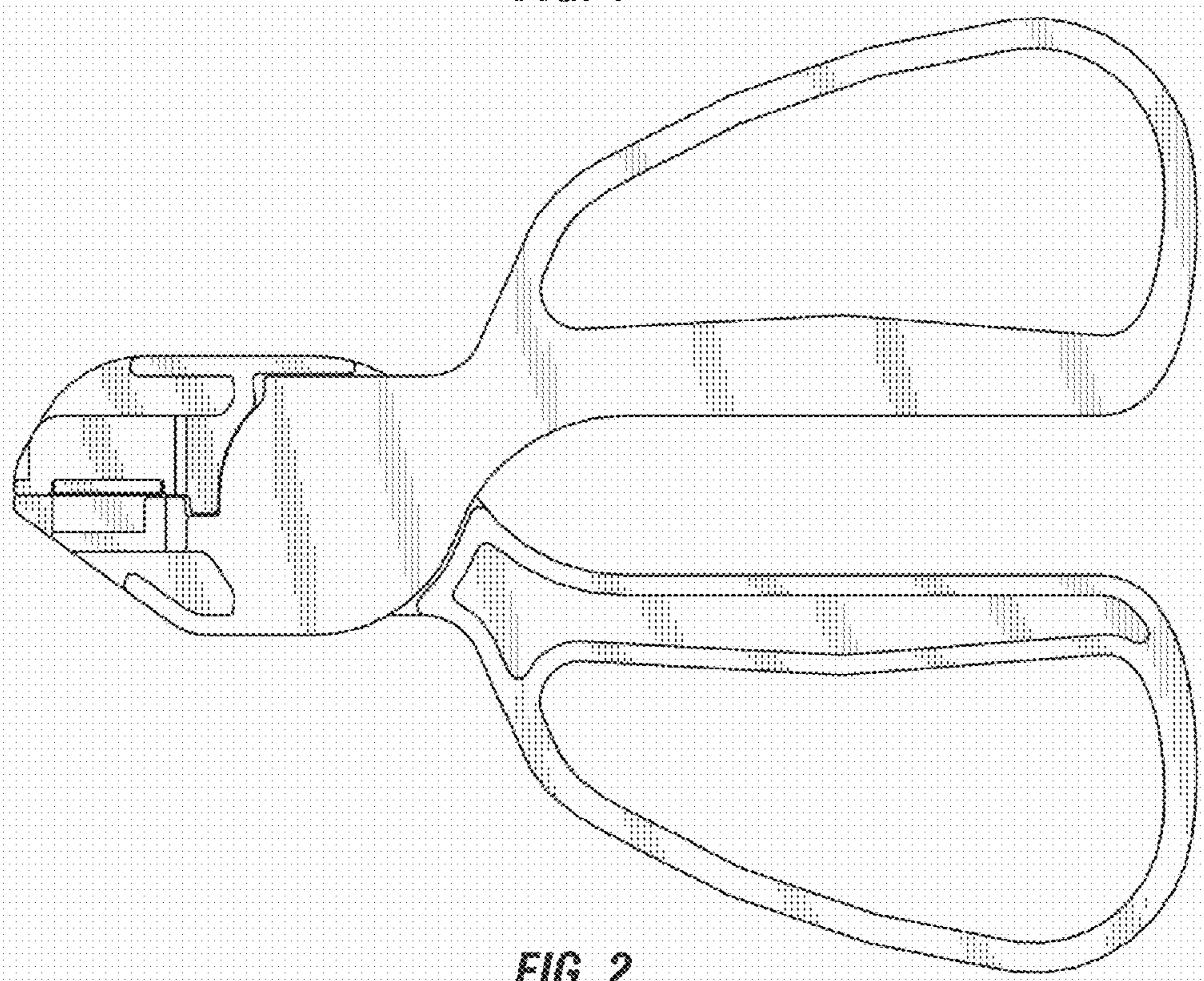


FIG. 2



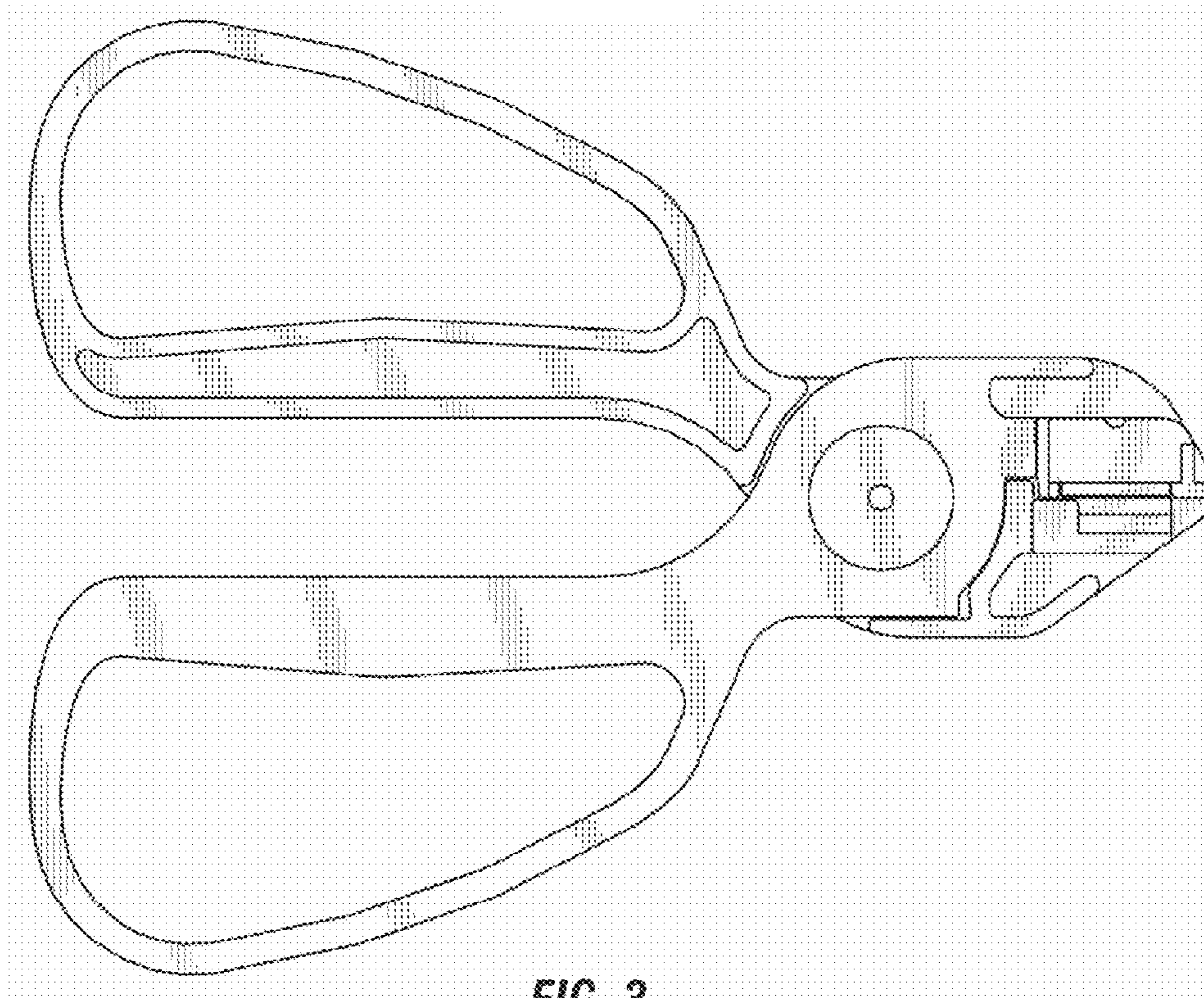


FIG. 3

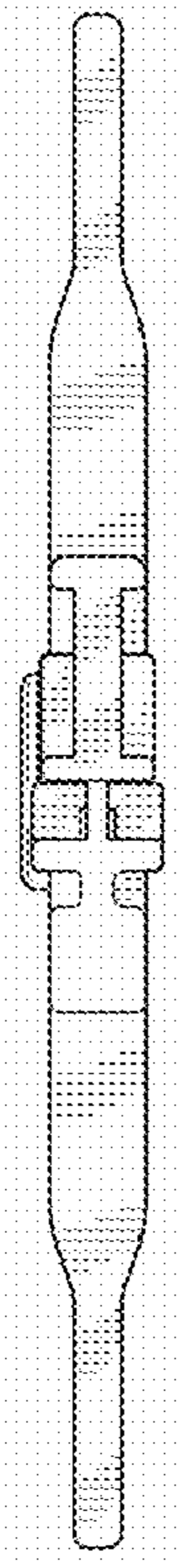


FIG. 4

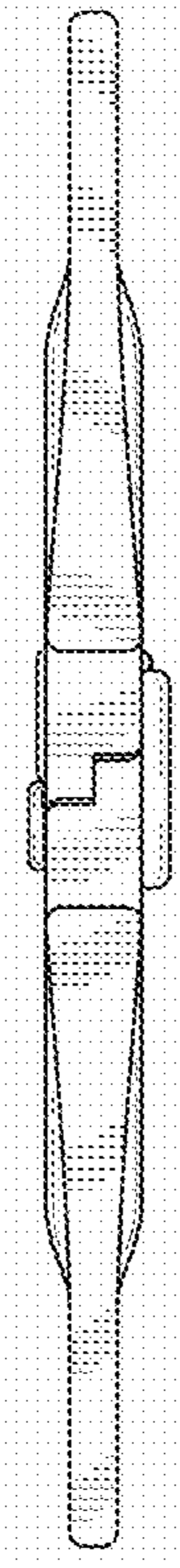
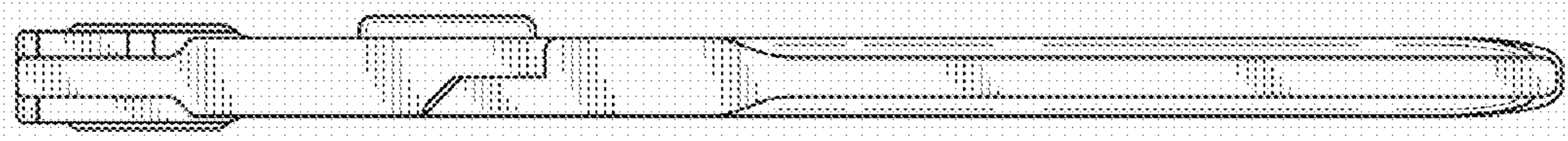
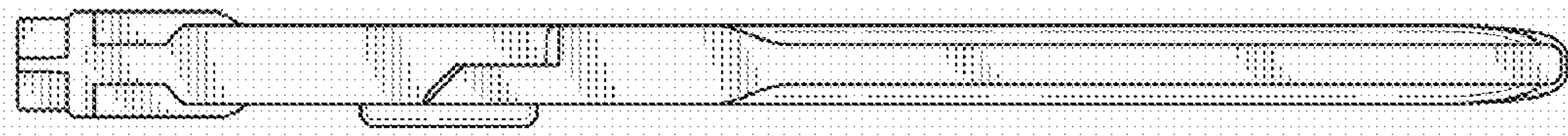


FIG. 5



*FIG. 6*



*FIG. 7*