



US00D590677S

(12) **United States Design Patent**  
**Pearson et al.**

(10) **Patent No.:** **US D590,677 S**

(45) **Date of Patent:** **\*\* Apr. 21, 2009**

(54) **SCISSORS**

(75) Inventors: **Scott D. Pearson**, Woodbury, MN (US);  
**Peter J. Newbould**, Milan (IT);  
**Pasquale Cirulli**, Milan (IT); **Gabriel F. Zangari**, Milan (IT)

(73) Assignee: **3M Innovative Properties Company**,  
St. Paul, MN (US)

(\*\*) Term: **14 Years**

(21) Appl. No.: **29/302,193**

(22) Filed: **Jan. 11, 2008**

(51) **LOC (9) Cl.** ..... **08-03**

(52) **U.S. Cl.** ..... **D8/57**

(58) **Field of Classification Search** ..... D8/5,  
D8/14, 57, 105, 107, 58; 7/135, 136; 30/131,  
30/195, 229, 194, 230-235, 268, 350, 254-258  
See application file for complete search history.

(56) **References Cited**

U.S. PATENT DOCUMENTS

D171,837 S *	3/1954	Blanchaert	.....	D8/57
4,901,440 A *	2/1990	Go et al.	.....	30/254
5,079,801 A *	1/1992	Peterson	.....	7/135
D383,959 S *	9/1997	Litton	.....	D8/57
D387,257 S *	12/1997	Litton	.....	D8/57
D393,404 S *	4/1998	Jacquet	.....	D8/57
5,781,999 A *	7/1998	Chang	.....	30/260
6,018,875 A *	2/2000	Miranda	.....	30/233
6,249,977 B1 *	6/2001	Knoop	.....	30/232

D450,554 S *	11/2001	Stokes	.....	D8/57
D453,457 S *	2/2002	Stokes	.....	D8/57
D460,334 S *	7/2002	Carpenter et al.	.....	D8/57
D460,671 S *	7/2002	Chan	.....	D8/57
6,457,241 B1 *	10/2002	Droin	.....	30/232
6,493,947 B2 *	12/2002	Stokes	.....	30/341
D484,761 S *	1/2004	Levine et al.	.....	D8/57
6,883,238 B1 *	4/2005	Tran	.....	30/232
D521,830 S *	5/2006	Brady et al.	.....	D8/57

\* cited by examiner

*Primary Examiner*—Cathron C Brooks

*Assistant Examiner*—Deanna Fluegeman

(74) *Attorney, Agent, or Firm*—Trisha D. Adamson

(57) **CLAIM**

The ornamental design for a scissors, as shown and described.

**DESCRIPTION**

FIG. 1 is a perspective view of a new design for a scissors;

FIG. 2 is a left side view thereof;

FIG. 3 is a right side view thereof;

FIG. 4 is a top view thereof;

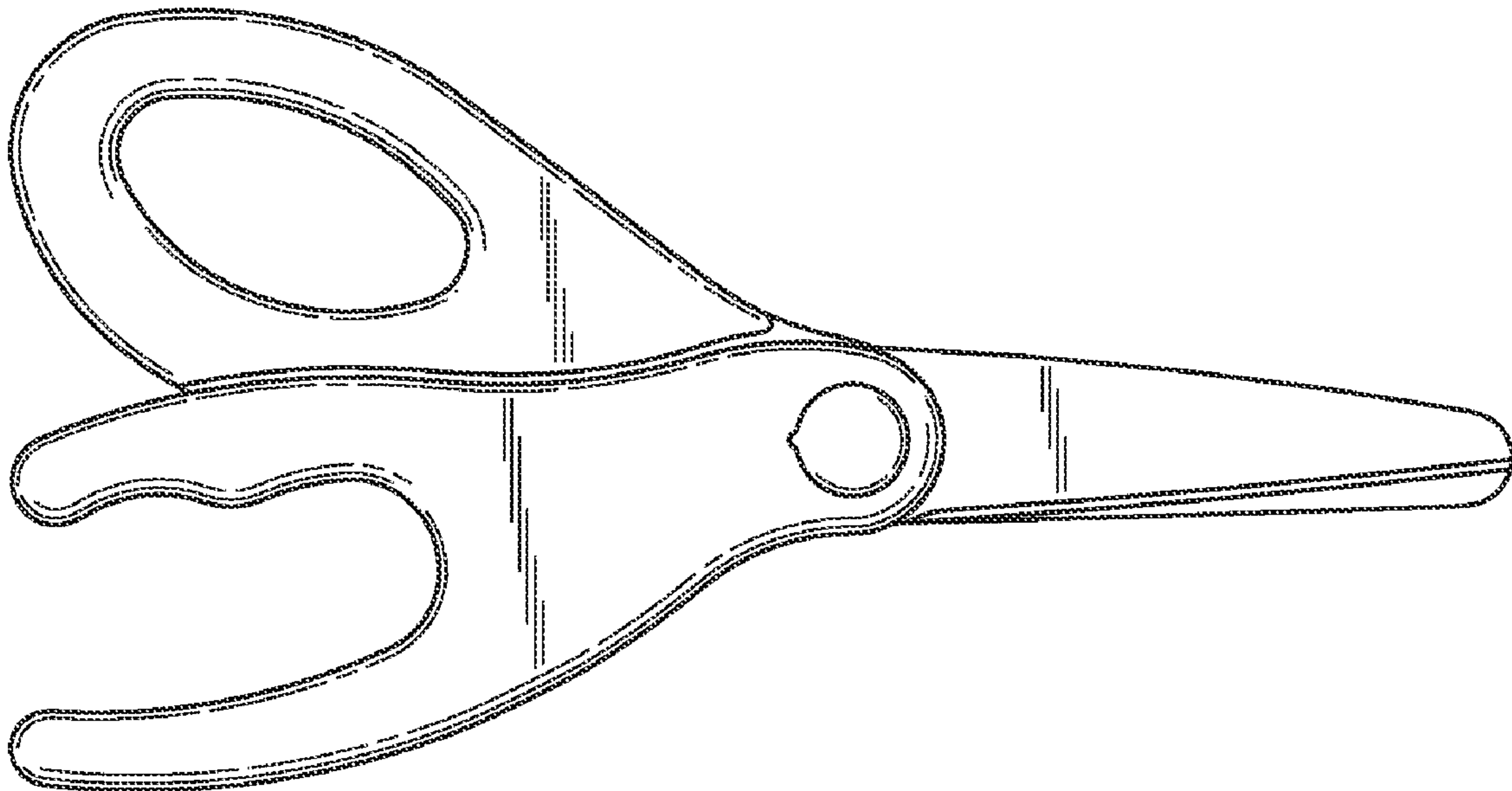
FIG. 5 is a bottom view thereof;

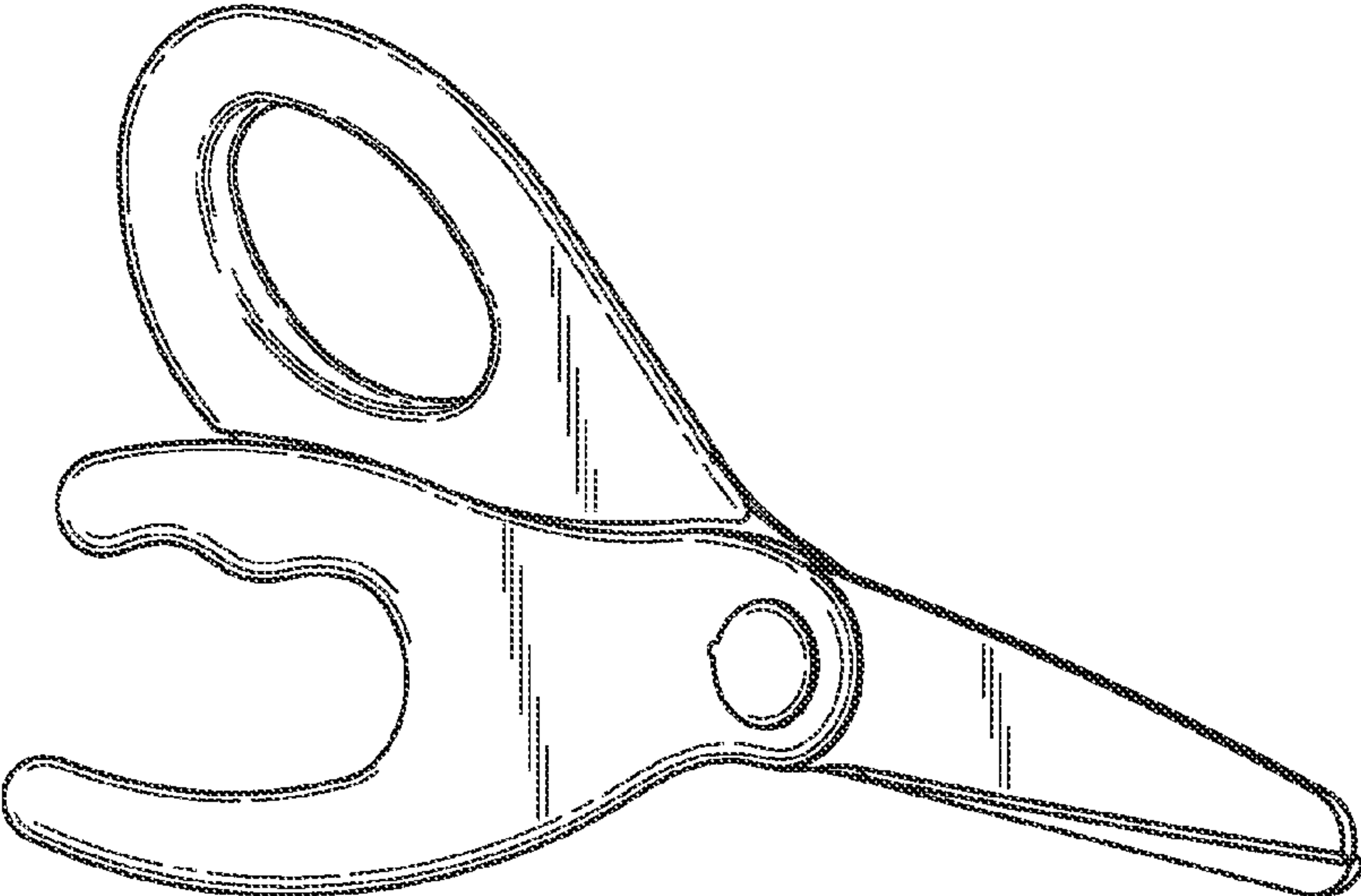
FIG. 6 is a front view thereof; and,

FIG. 7 is a rear view thereof.

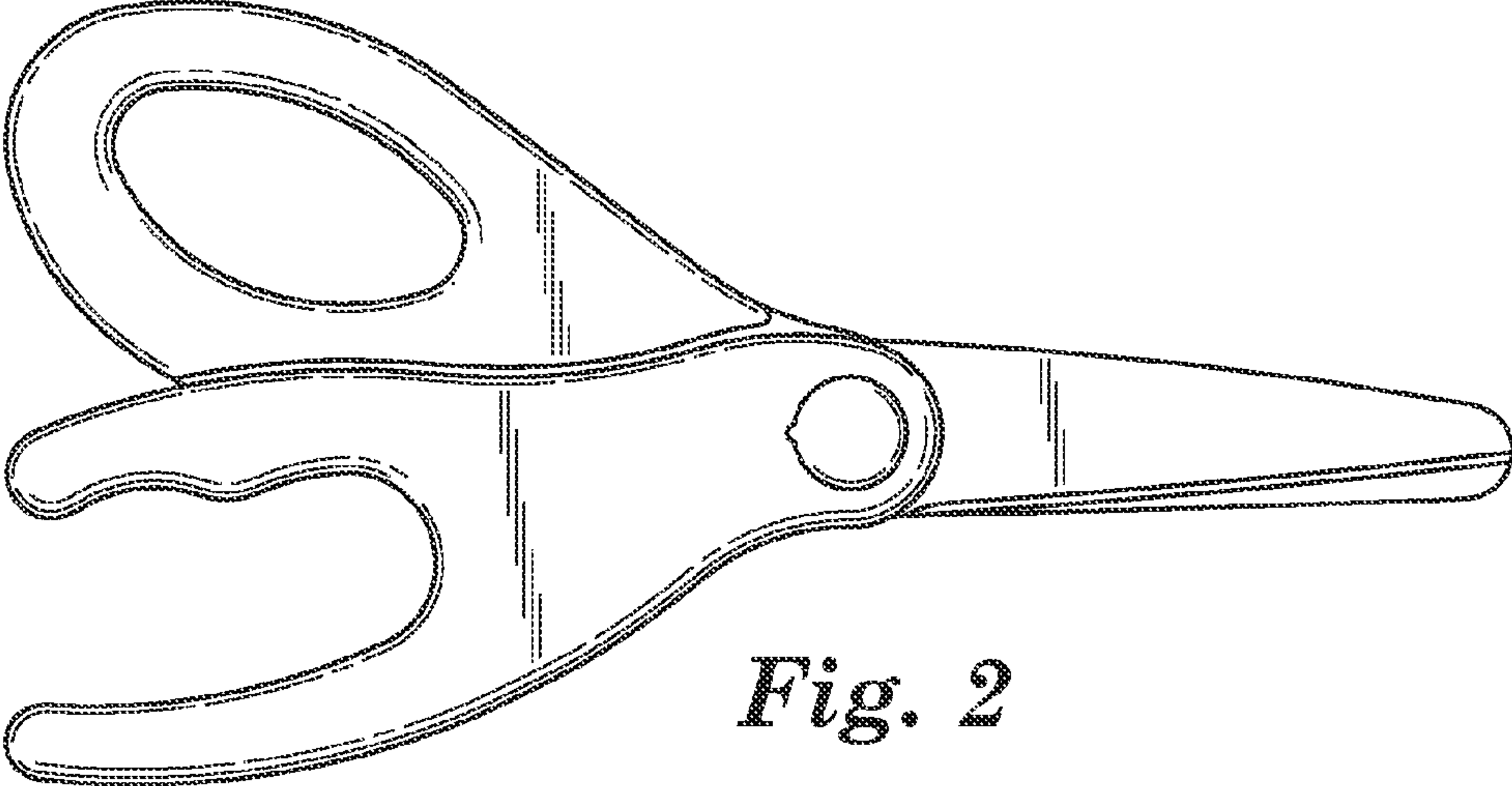
The surface shading illustrated in the drawings is provided merely to highlight the contour of design; it is not intended to be illustrative of texture or gloss.

**1 Claim, 2 Drawing Sheets**

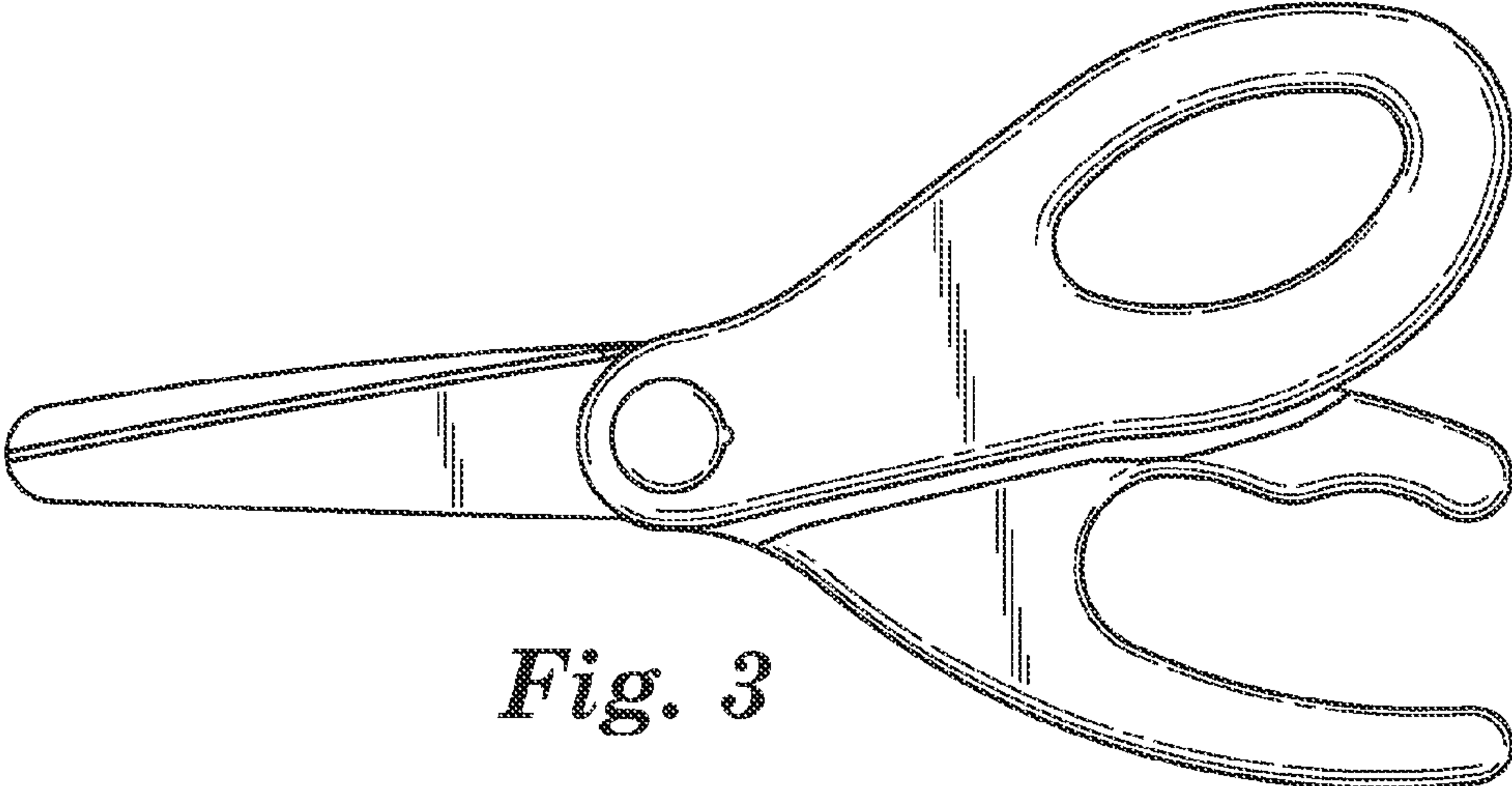




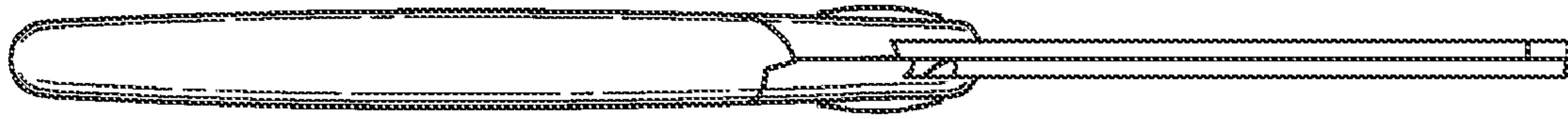
*Fig. 1*



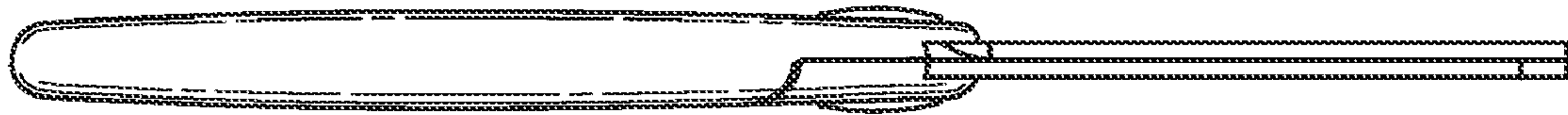
*Fig. 2*




*Fig. 3*



*Fig. 4*



*Fig. 5*



*Fig. 6*



*Fig. 7*