



US00D590675S

(12) **United States Design Patent**
Manzanares

(10) **Patent No.:** **US D590,675 S**
(45) **Date of Patent:** **** *Apr. 21, 2009**

(54) **TAPERED SHEETROCK MUD KNIFE WITH
ROUNDED EDGES**

(76) Inventor: **Jim Manzanares**, 1186 Fifth St., Norco,
CA (US) 92860

(*) Notice: This patent is subject to a terminal dis-
claimer.

(**) Term: **14 Years**

(21) Appl. No.: **29/301,478**

(22) Filed: **Mar. 5, 2008**

(51) **LOC (9) Cl.** **08-05**

(52) **U.S. Cl.** **D8/45**

(58) **Field of Classification Search** D8/14,
D8/45; D32/41, 46; 15/235.4, 235.5, 235.6,
15/235.7, 236.01

See application file for complete search history.

(56) **References Cited**

U.S. PATENT DOCUMENTS

D56,574 S *	11/1920	Waters	D8/45
1,512,920 A	10/1924	Galvin		
2,725,740 A	12/1955	Borgstrom		
3,078,491 A	2/1963	Ames		
3,774,252 A *	11/1973	Cantales	7/105
4,217,673 A	8/1980	Pearson		
4,817,229 A	4/1989	Sedillo		
4,919,604 A	4/1990	Wilson		
D307,862 S *	5/1990	Masotta	D8/45
5,008,970 A *	4/1991	Tsai	15/236.01
5,063,627 A	11/1991	Marra		
5,440,777 A *	8/1995	Olivieri	15/236.01
D366,405 S *	1/1996	Stevens	D8/45
5,920,946 A	7/1999	McCarten		

5,956,799 A	9/1999	Panaccione et al.		
D416,453 S *	11/1999	Egan	D8/45
6,085,424 A *	7/2000	Mai	30/169
6,668,751 B1 *	12/2003	Henke	116/200
D498,124 S *	11/2004	Mitchell	D8/45
D533,417 S *	12/2006	Jones	D8/45
2005/0097697 A1 *	5/2005	Nistico	15/235.4

* cited by examiner

Primary Examiner—Philip S Hyder
(74) *Attorney, Agent, or Firm*—Buhler & Associates; Kirk A. Buhler

(57) **CLAIM**

The ornamental design of a tapered sheetrock mud knife with rounded edges, invention as shown and described.

DESCRIPTION

FIG. 1 is a bottom isometric view of a tapered sheetrock mud knife with rounded edges showing my new design.

FIG. 2 is a top view of a preferred embodiment

FIG. 3 is a front view thereof.

FIG. 4 is a bottom view thereof.

FIG. 5 is a right side view thereof.

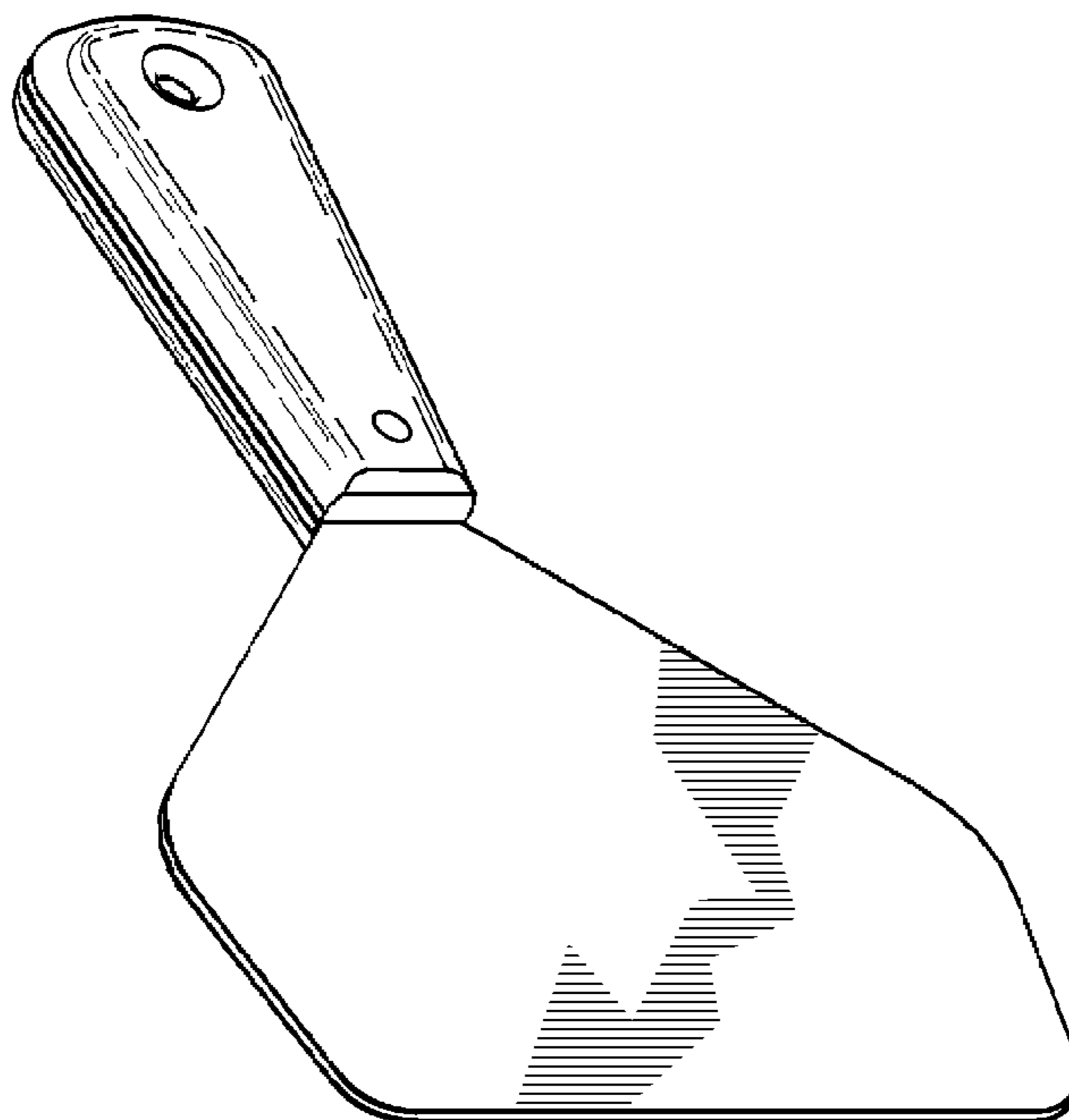
FIG. 6 is a back view thereof.

FIG. 7 is a left side view thereof; and,

FIG. 8 is a top isometric view with the tapered sheetrock mud blade placed in a tapered mud pan.

The broken lines showing of the tapered mud pan in FIG. 8 is illustrative of environment, and forms no part of the claimed design.

1 Claim, 4 Drawing Sheets



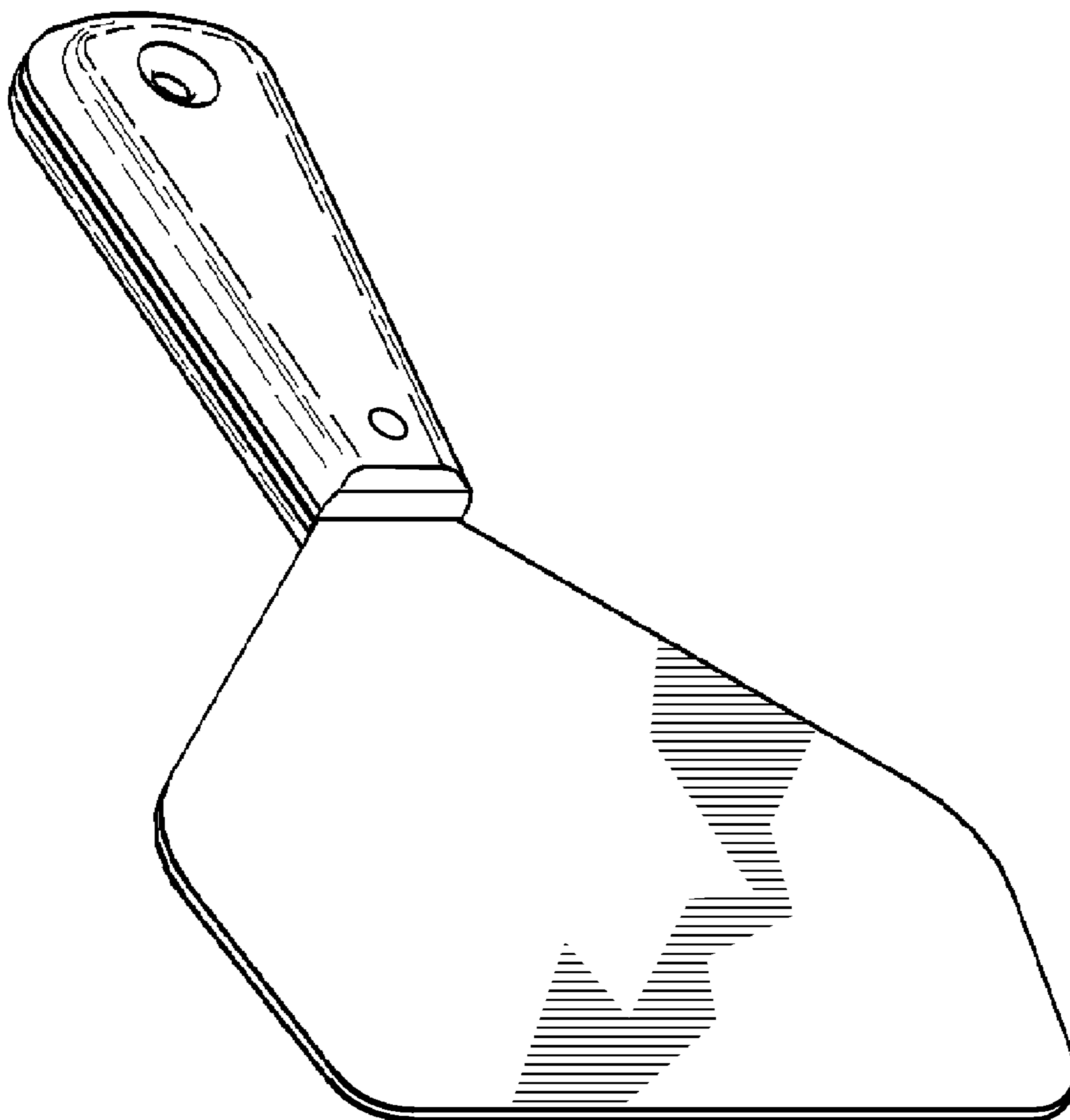


FIG. 1




FIG. 2

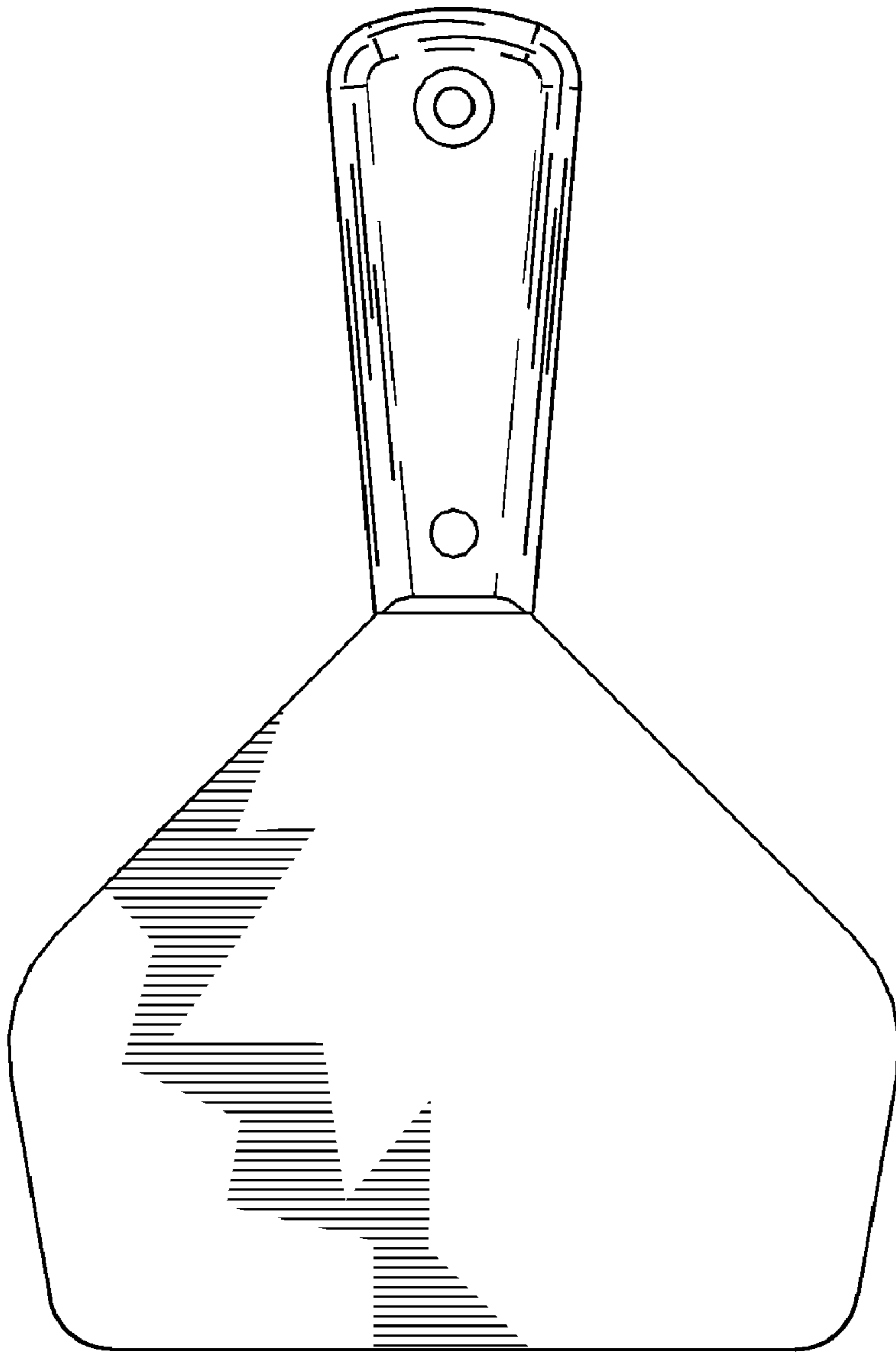


FIG. 3




FIG. 4

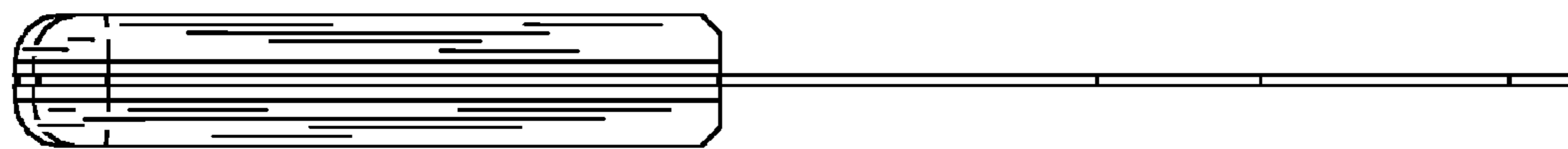


FIG. 5

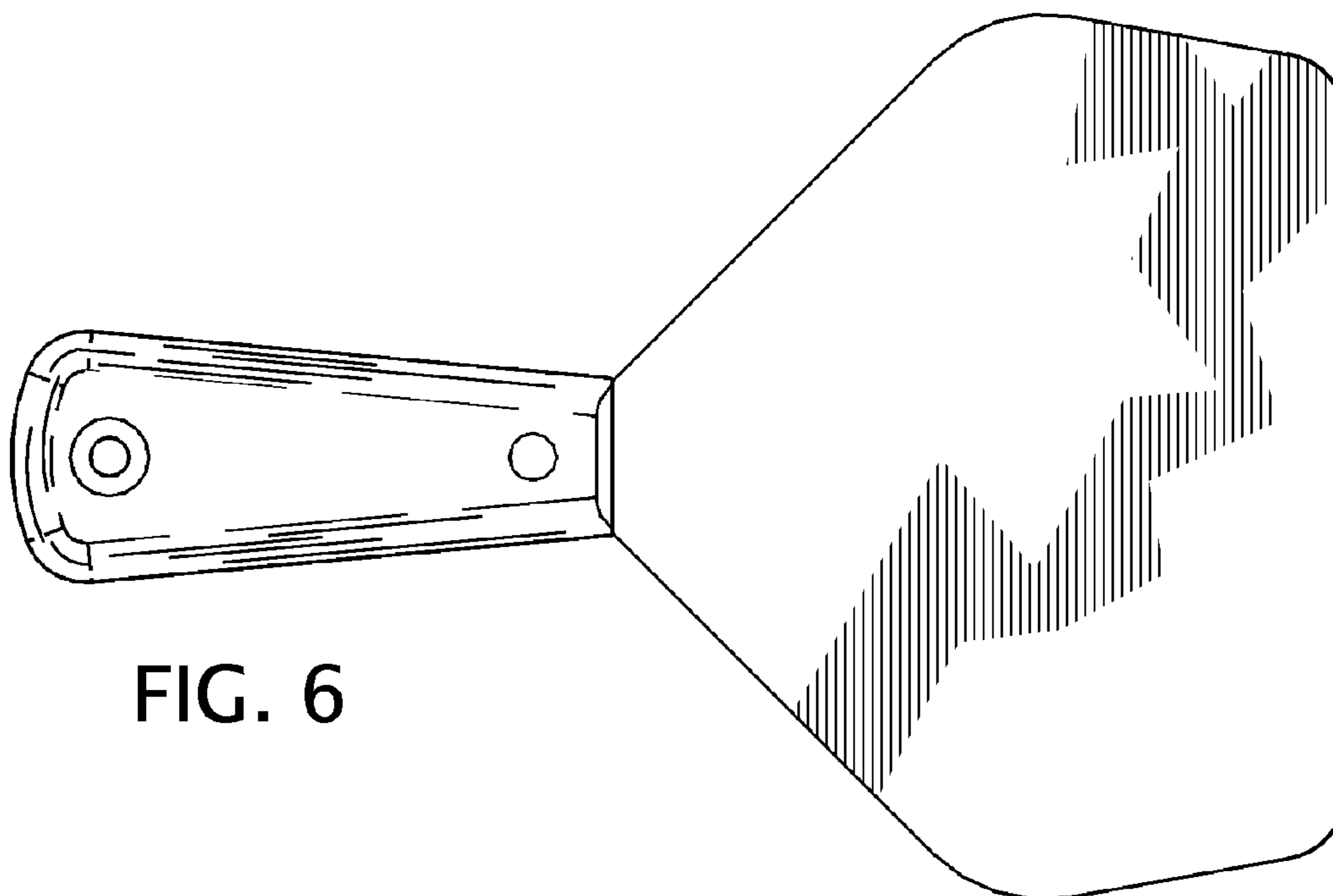


FIG. 6

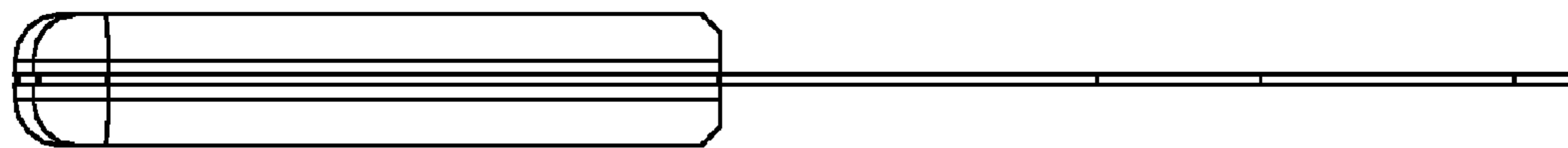


FIG. 7

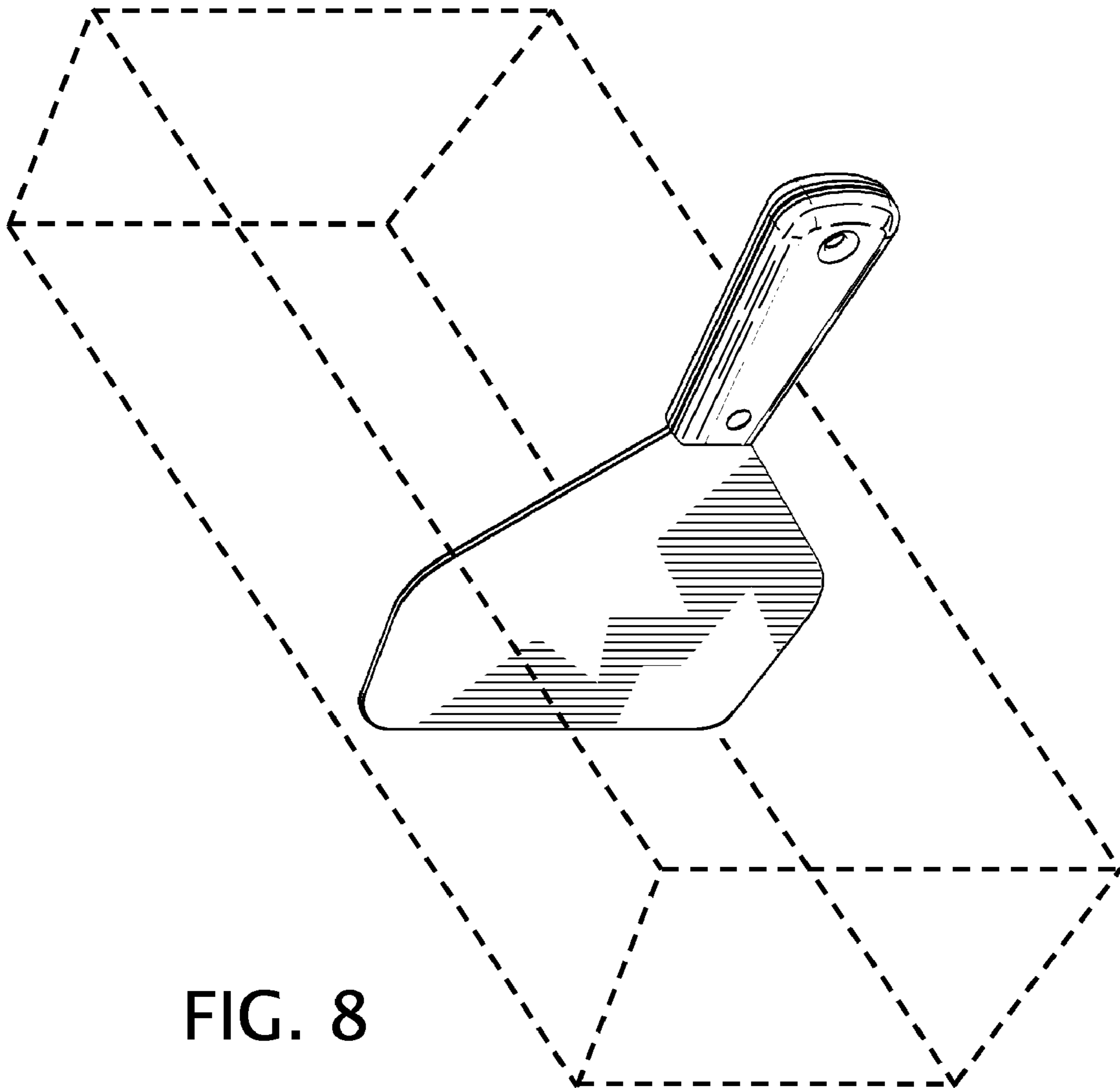


FIG. 8