



US00D590669S

(12) **United States Design Patent**
Coppo

(10) **Patent No.:** **US D590,669 S**

(45) **Date of Patent:** **** Apr. 21, 2009**

(54) **KNIFE**

(75) Inventor: **Pierluigi Coppo**, Milan (IT)

(73) Assignee: **Sambonet Paderno Industrie S.p.A.**
(IT)

(**) Term: **14 Years**

(21) Appl. No.: **29/312,063**

(22) Filed: **Sep. 29, 2008**

(51) **LOC (9) Cl.** **07-03**

(52) **U.S. Cl.** **D7/649**

(58) **Field of Classification Search** D4/138;
D7/393, 395, 401.2, 642-653, 662-664, 688,
D7/695-696; D22/118; 30/123.5-123.7,
30/124-125, 128, 142-143, 147-149, 304,
30/316, 340-346, 353, 355, 394; 219/121.14
See application file for complete search history.

(56) **References Cited**

U.S. PATENT DOCUMENTS

- 4,147,918 A * 4/1979 Ritter et al. 219/121.14
- D254,947 S * 5/1980 Knope D7/649
- D402,500 S * 12/1998 Welch D7/401.2
- D455,936 S * 4/2002 Welch D7/645
- D491,025 S * 6/2004 Welch D7/649

- D492,549 S * 7/2004 Welch D7/645
- D558,533 S * 1/2008 de Bretton Gordon
et al. D7/642
- D572,088 S * 7/2008 de Bretton Gordon D7/645

* cited by examiner

Primary Examiner—Caron Veynar

Assistant Examiner—Ricky Pham

(74) *Attorney, Agent, or Firm*—Kathleen A. Costigan;
Hedman & Costigan, P.C.

(57) **CLAIM**

The ornamental design for a knife, as shown.

DESCRIPTION

FIG. 1 is a top and right side perspective view of a knife showing my new design;

FIG. 2 is a right side elevational view thereof;

FIG. 3 is a left side elevational view thereof;

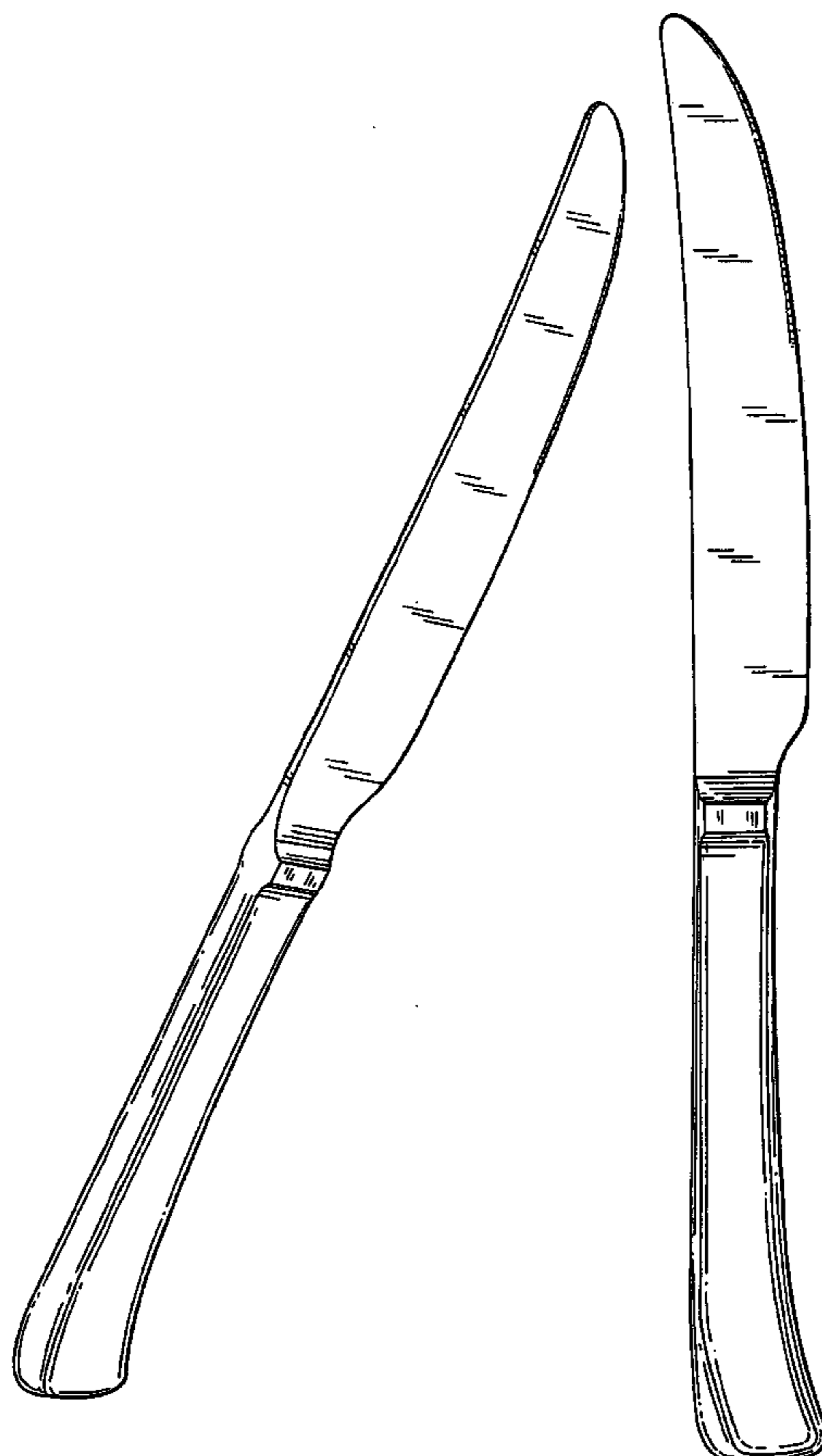
FIG. 4 is a top plan view thereof;

FIG. 5 is a bottom plan view thereof;

FIG. 6 is a front elevational view thereof; and,

FIG. 7 is a back elevational view thereof.

1 Claim, 6 Drawing Sheets



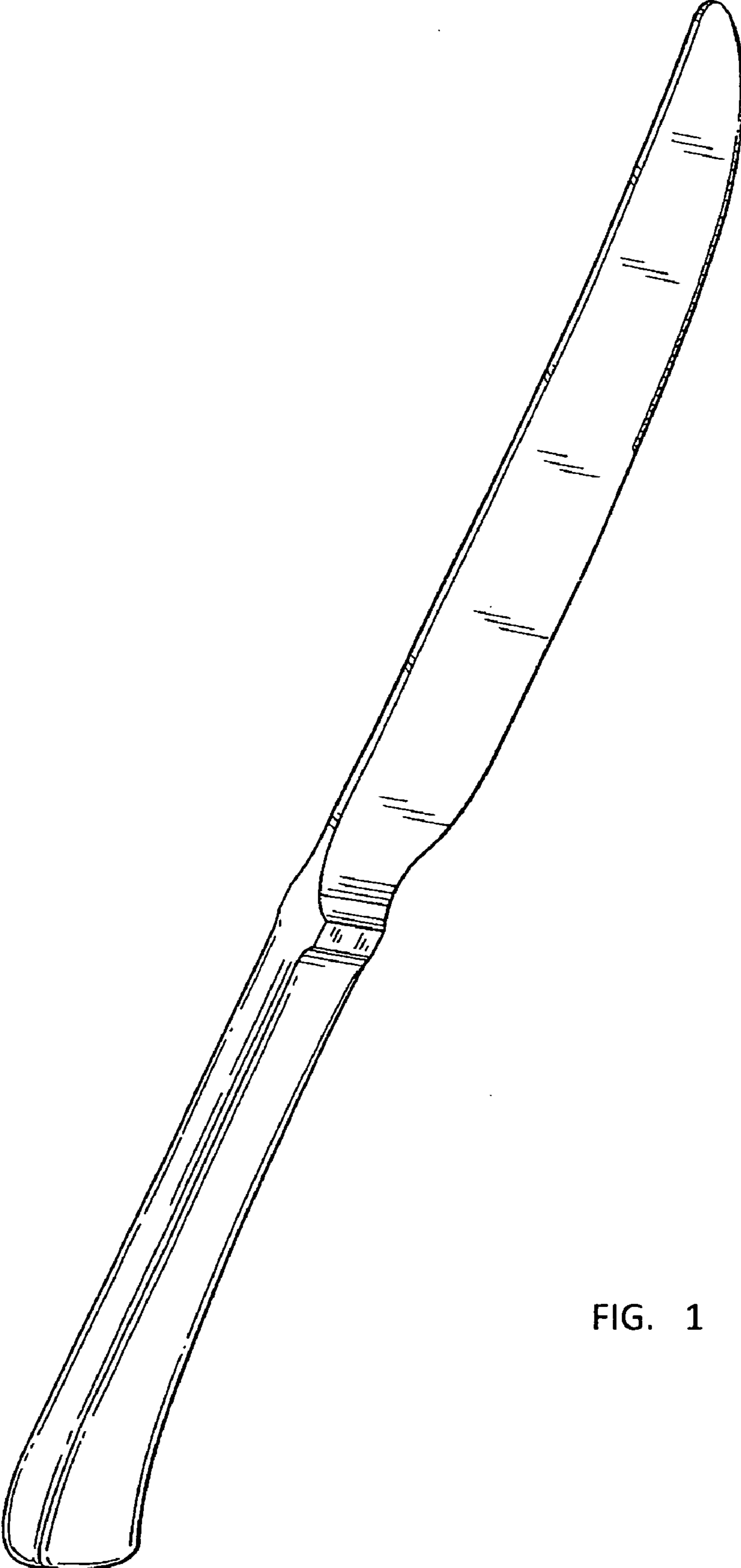


FIG. 1

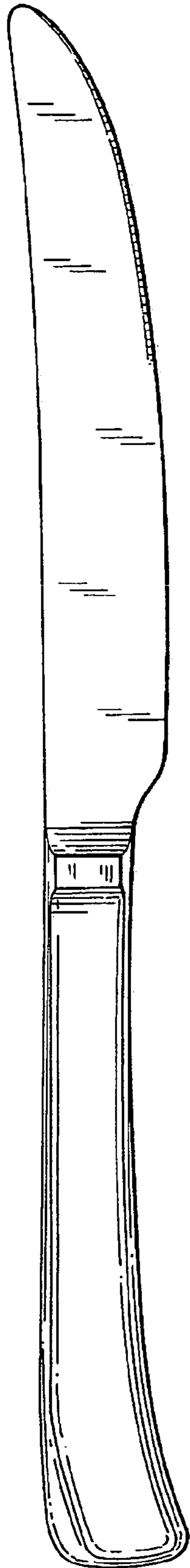


FIG. 2

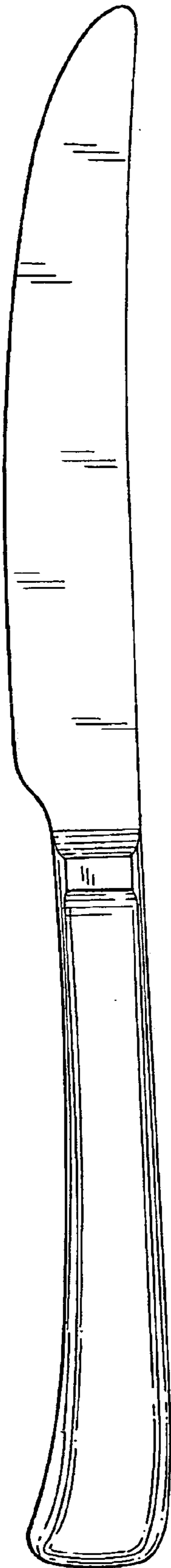


FIG. 3



FIG. 4

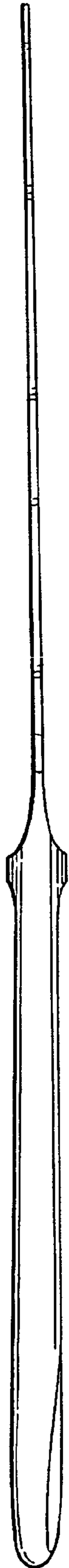


FIG. 5

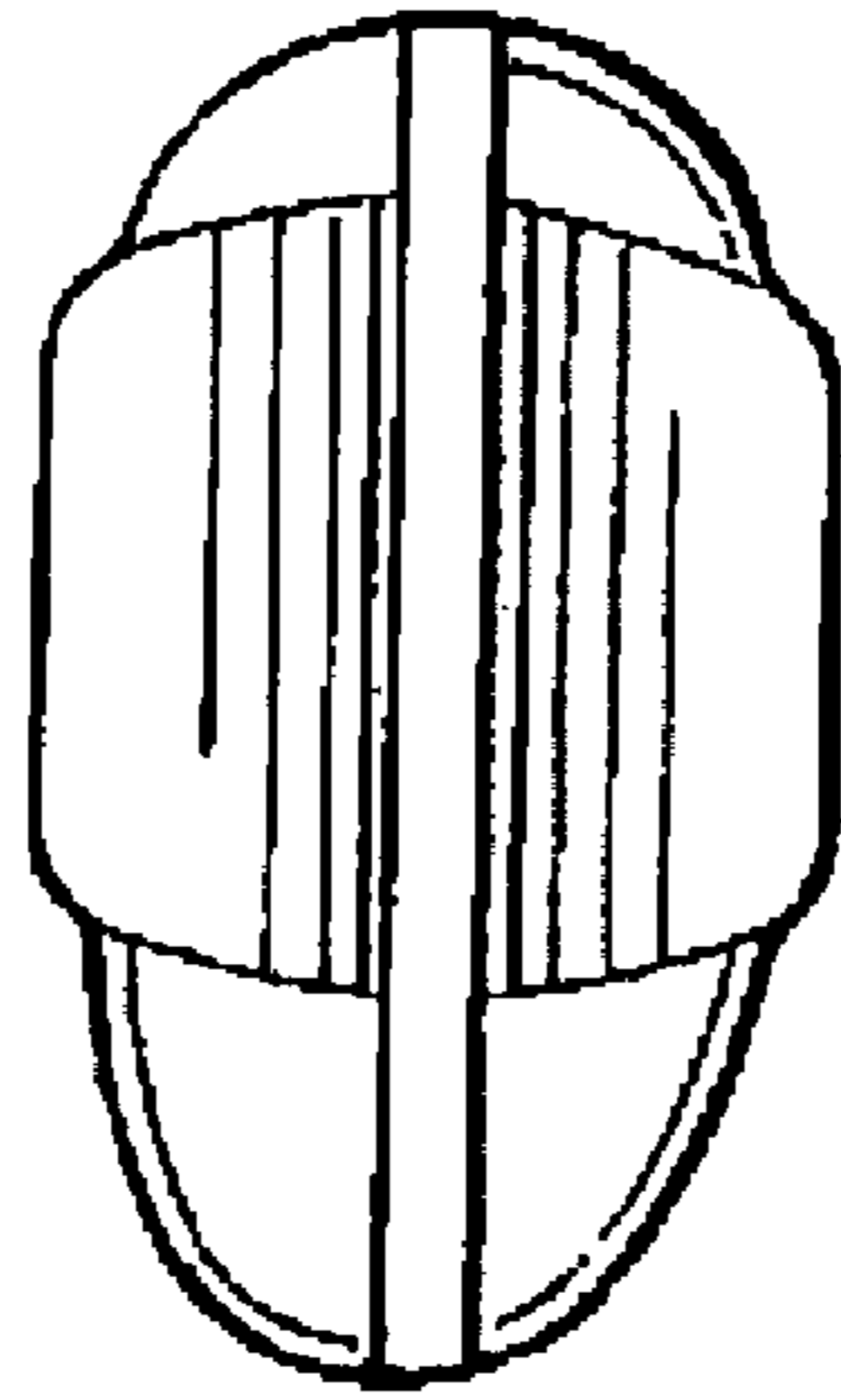


FIG. 6

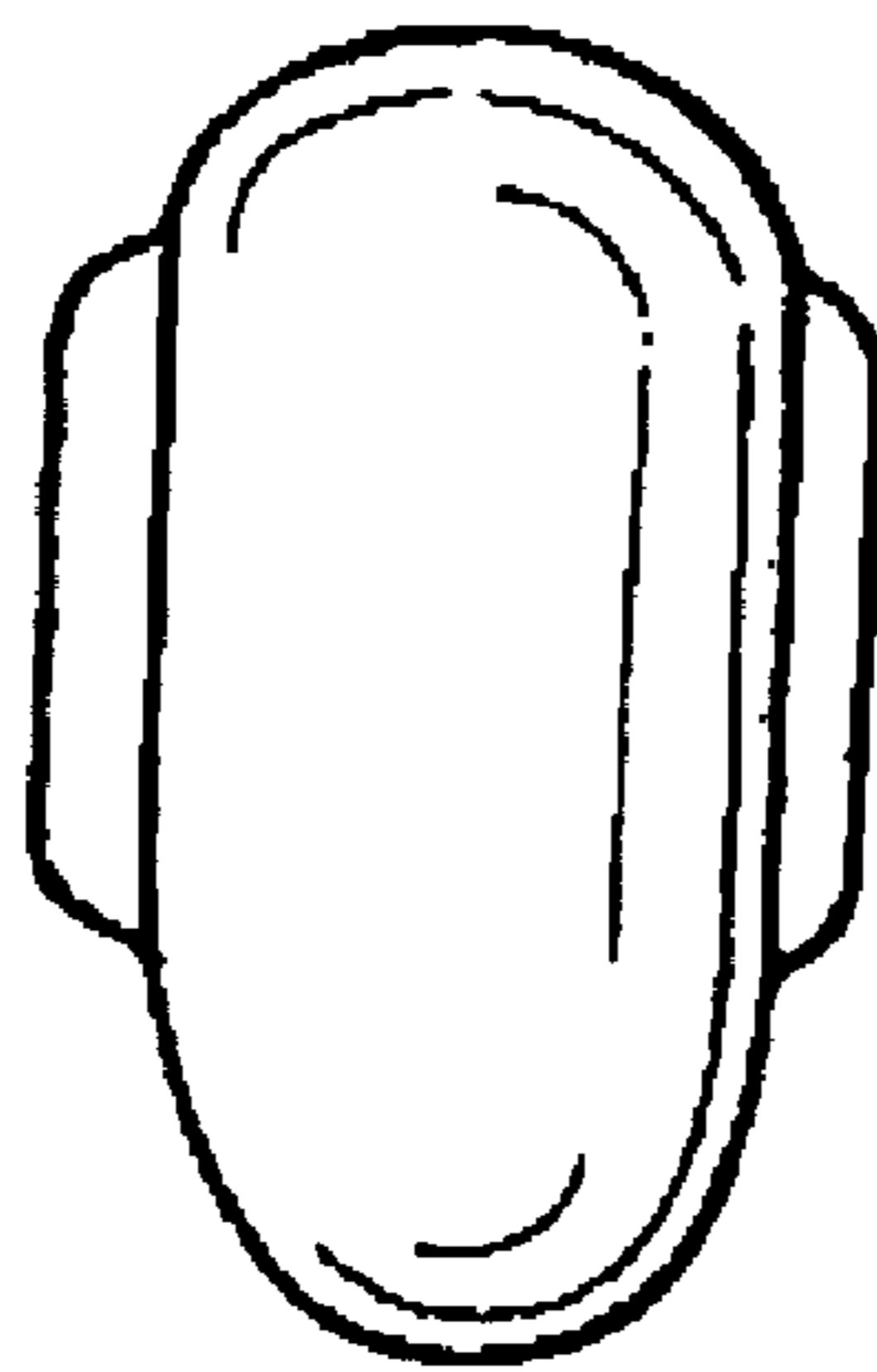


FIG. 7