

US00D590657S

(12) **United States Design Patent**  
**Curtin**

(10) **Patent No.:** **US D590,657 S**

(45) **Date of Patent:** **\*\* Apr. 21, 2009**

(54) **HANDLE FOR KITCHEN TOOL**

(75) Inventor: **Heather Curtin**, Renton, WA (US)

(73) Assignee: **Progressive International Corporation**,  
Kent, WA (US)

(\*\*) Term: **14 Years**

(21) Appl. No.: **29/323,948**

(22) Filed: **Sep. 3, 2008**

(51) **LOC (9) Cl.** ..... **07-02**

(52) **U.S. Cl.** ..... **D7/395**

(58) **Field of Classification Search** ..... D7/393,  
D7/395, 401.2, 682, 692, 642-648, 649-652,  
D7/664, 688, 696, 691-693, 381; D8/83,  
D8/101, 107, 307; D22/118; 30/340-344,  
30/147-149; 16/430, 431, 110.1; D4/129,  
D4/138

See application file for complete search history.

(56) **References Cited**

**U.S. PATENT DOCUMENTS**

1,960,255 A	5/1934	Tyroff
2,012,637 A	8/1935	Ribley
D104,484 S	5/1937	Weinig
2,317,349 A	4/1943	Wolfers
D149,677 S	5/1948	Roblin
D165,917 S	2/1952	Hampshire
2,651,878 A	9/1953	Webbeking
4,481,689 A	11/1984	Westmoreland
D369,072 S	4/1996	Huang
5,535,484 A	7/1996	Gibson
D373,904 S	9/1996	Vanderhoef et al.

D420,887 S *	2/2000	Chen	.....	D8/107
6,065,188 A	5/2000	Wold et al.		
D450,981 S *	11/2001	Kaposi	.....	D7/395
D459,150 S *	6/2002	Lin	.....	D7/395
D514,377 S *	2/2006	Brownell	.....	D7/395
D520,296 S *	5/2006	Brownell	.....	D7/395
D528,397 S *	9/2006	Hu	.....	D8/107
D577,955 S *	10/2008	Kwan	.....	D7/395

\* cited by examiner

*Primary Examiner*—Holly H Baynham

*Assistant Examiner*—Cynthia M Chin

(74) *Attorney, Agent, or Firm*—Black Lowe & Graham,  
PLLC

(57) **CLAIM**

I claim the ornamental design for a handle for kitchen tool, as shown and described.

**DESCRIPTION**

FIG. 1 is a perspective view of the handle for kitchen tool, showing my new design;

FIG. 2 is a front view of the handle for kitchen tool;

FIG. 3 is a right side view of the handle for kitchen tool, the left side view being a mirror image;

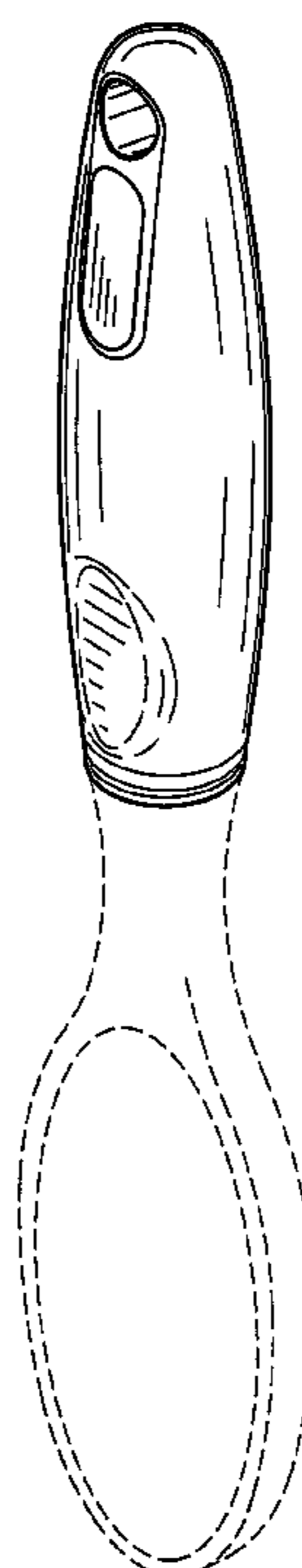
FIG. 4 is a back view of the handle for kitchen tool;

FIG. 5 is a top view of the handle for kitchen tool; and,

FIG. 6 is a bottom view of the handle for kitchen tool.

An exemplary tool head is shown in phantom and forms no part of the claimed design.

**1 Claim, 3 Drawing Sheets**



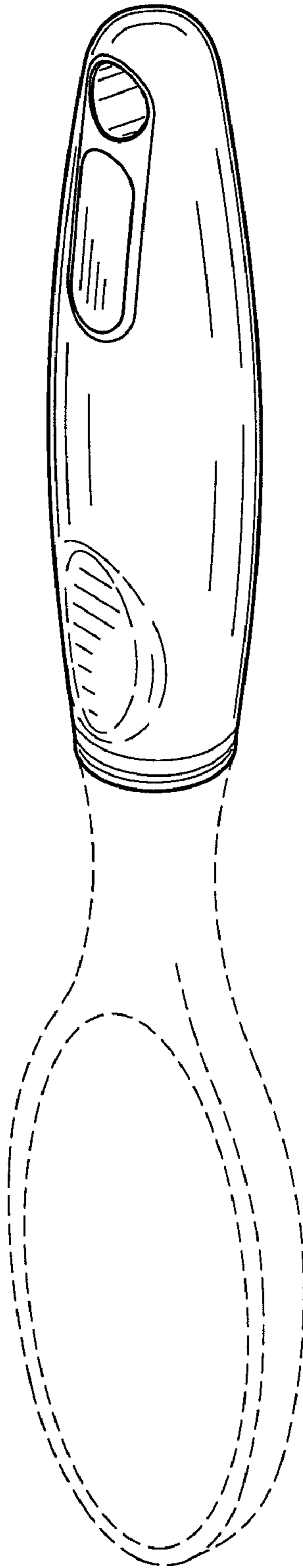


FIG.1

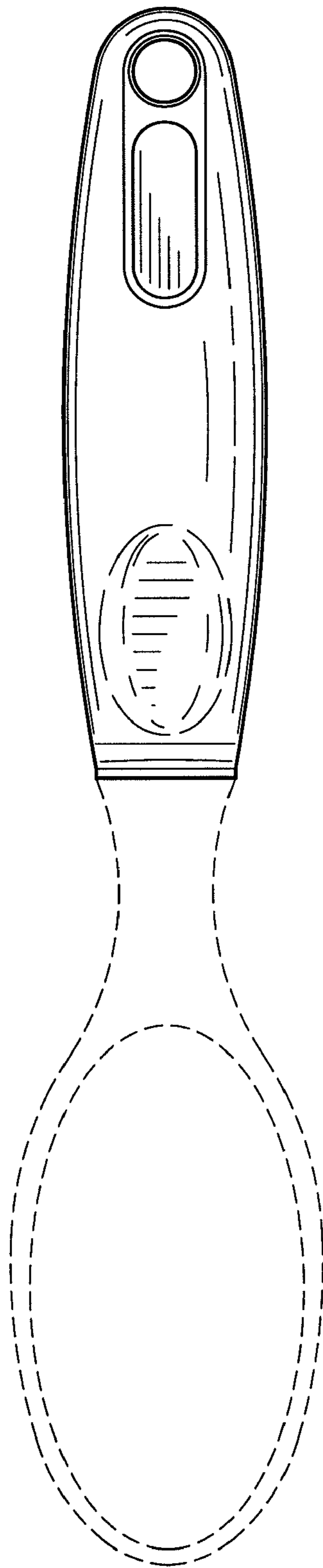


FIG. 2

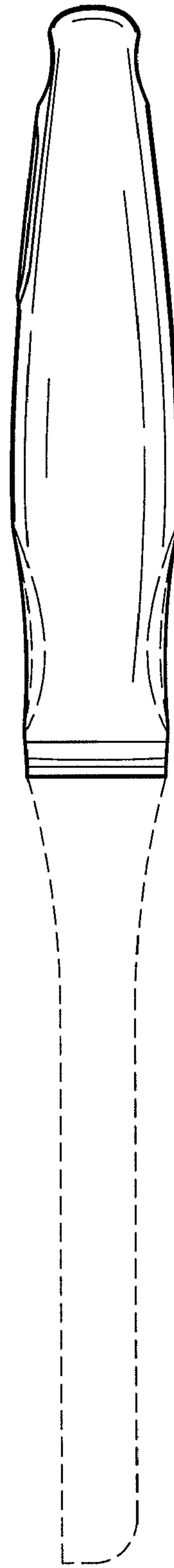


FIG. 3

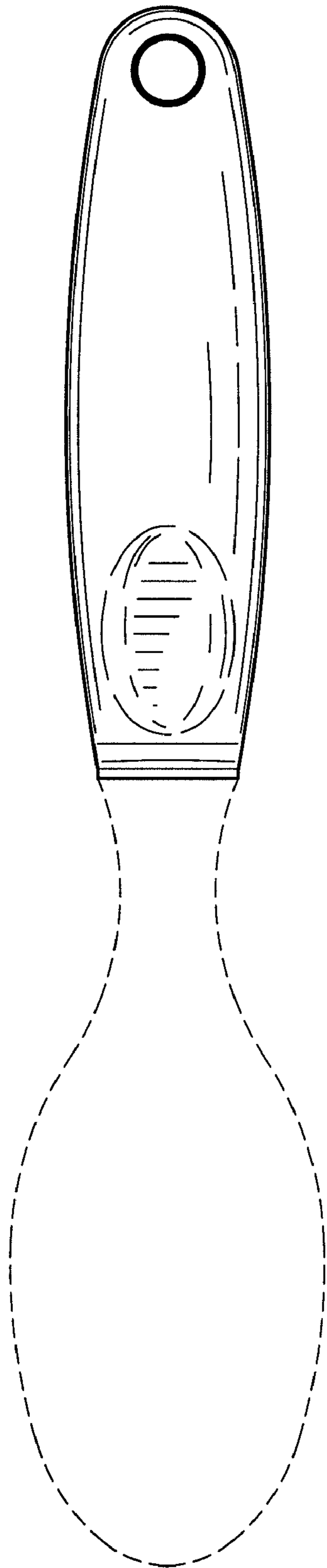


FIG.4




FIG.5

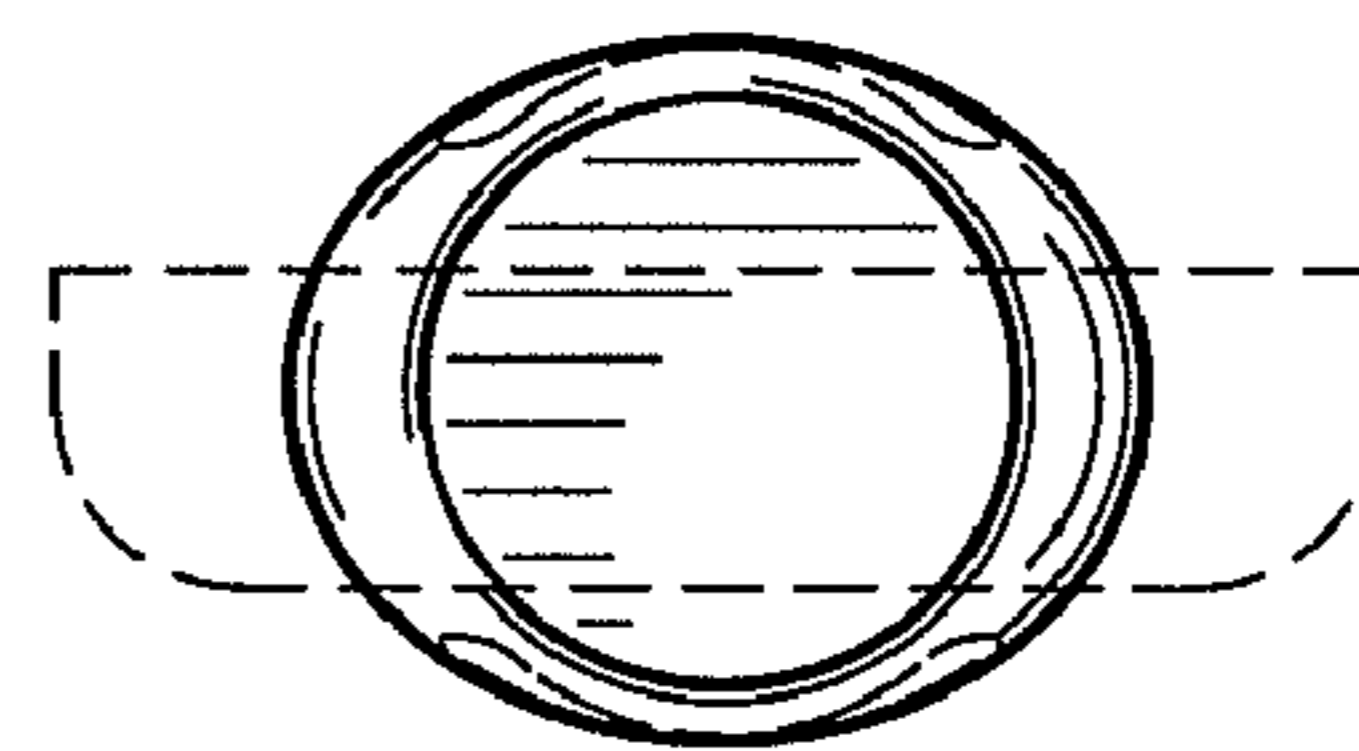


FIG.6