



US00D590648S

(12) **United States Design Patent**  
**Rahimian**

(10) **Patent No.:** **US D590,648 S**

(45) **Date of Patent:** **\*\* Apr. 21, 2009**

(54) **ORTHOPEDIC PILLOW ATTACHABLE TO KNEES**

(76) **Inventor:** **Masoud Rahimian**, 1700 Chase Cnayan La., Colton, CA (US) 92324

(\*\*) **Term:** **14 Years**

(21) **Appl. No.:** **29/301,908**

(22) **Filed:** **Mar. 21, 2008**

(51) **LOC (9) Cl.** ..... **06-09**

(52) **U.S. Cl.** ..... **D6/601**

(58) **Field of Classification Search** ..... D6/595-598,  
D6/601, 604, 605; 5/630, 633, 636, 644,  
5/652, 653, 655, 655.3, 655.9, 907; D24/190-192;  
602/19, 26, 62

See application file for complete search history.

(56) **References Cited**

**U.S. PATENT DOCUMENTS**

3,346,877	A	10/1967	Zirves	
4,177,806	A	12/1979	Griffin	
4,736,477	A	4/1988	Moore	
D296,930	S *	7/1988	Carabelli	..... D24/190
4,872,448	A	10/1989	Johnson, Jr.	
4,889,109	A	12/1989	Gifford	
D333,403	S *	2/1993	Perrone	..... D6/601
5,216,771	A	6/1993	Hoff	
D338,587	S *	8/1993	Harnish	..... D6/601
5,418,991	A	5/1995	Shiflett	
5,520,622	A	5/1996	Bastyr et al.	
D393,073	S	3/1998	Downing et al.	

6,145,508	A	11/2000	Seip, Jr.	
6,149,234	A *	11/2000	Daniels	..... 297/229
6,182,311	B1	2/2001	Buchanan et al.	
D439,342	S	3/2001	Seip, Jr.	
6,745,406	B2	6/2004	Ruane	
6,807,697	B2	10/2004	Druery et al.	
D503,579	S	4/2005	Covert	
D530,418	S *	10/2006	Henry et al.	..... D24/110.1
D552,398	S *	10/2007	Lakomy	..... D6/601
D565,740	S *	4/2008	Sybrandts	..... D24/209
7,367,071	B1 *	5/2008	Yesalusky, Jr.	..... 5/630

\* cited by examiner

*Primary Examiner*—Janice E Seeger

(74) *Attorney, Agent, or Firm*—Robert C. Montgomery

(57) **CLAIM**

The ornamental design for an orthopedic pillow attachable to knees, as shown and described.

**DESCRIPTION**

FIG. 1 is a perspective view of an orthopedic pillow attachable to knees, as shown and described;

FIG. 2 is a front view thereof;

FIG. 3 is a rear view thereof;

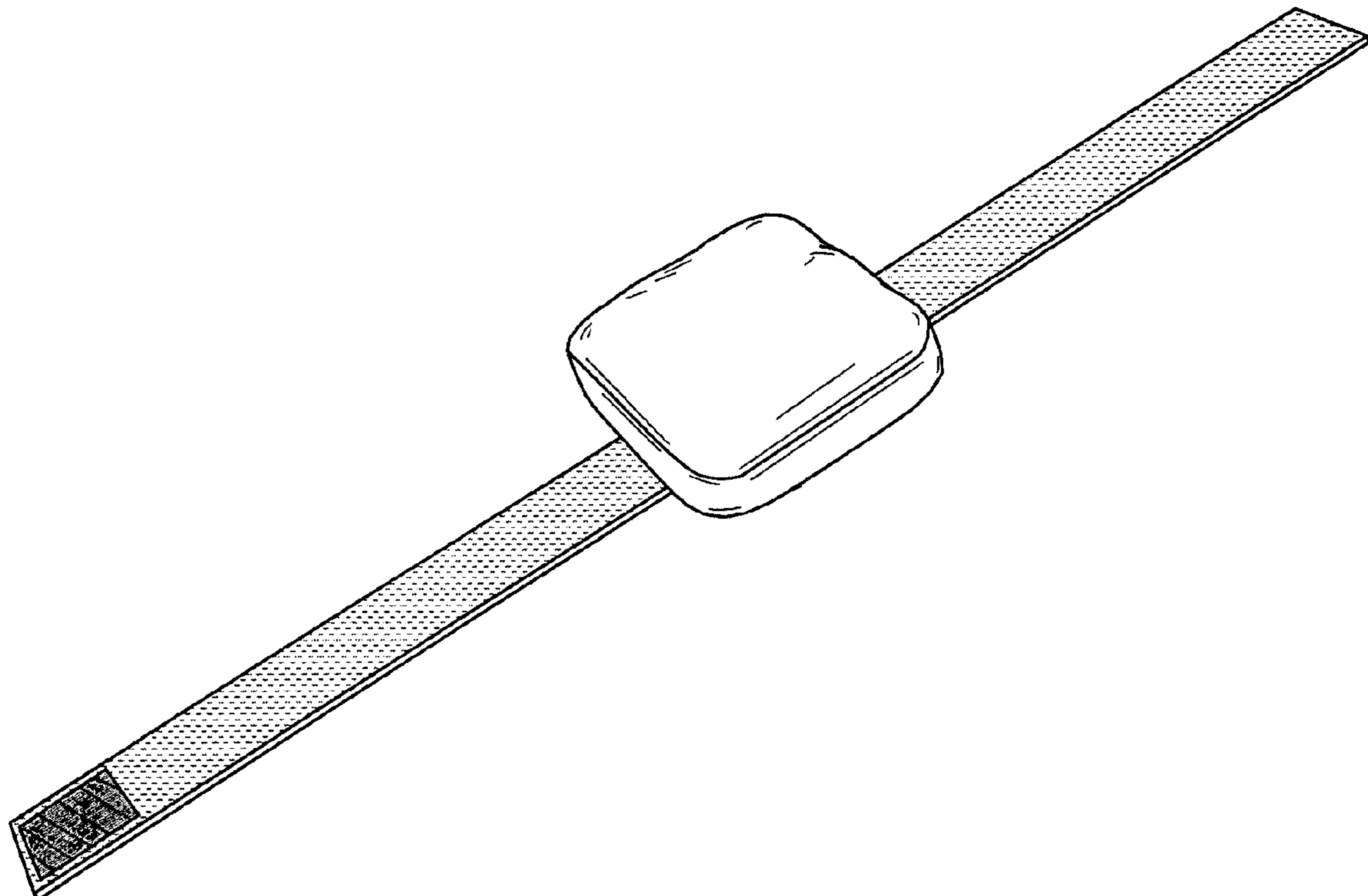
FIG. 4 is a left side view thereof;

FIG. 5 is a right side view;

FIG. 6 is a top view thereof; and,

FIG. 7 is a bottom view thereof.

**1 Claim, 7 Drawing Sheets**



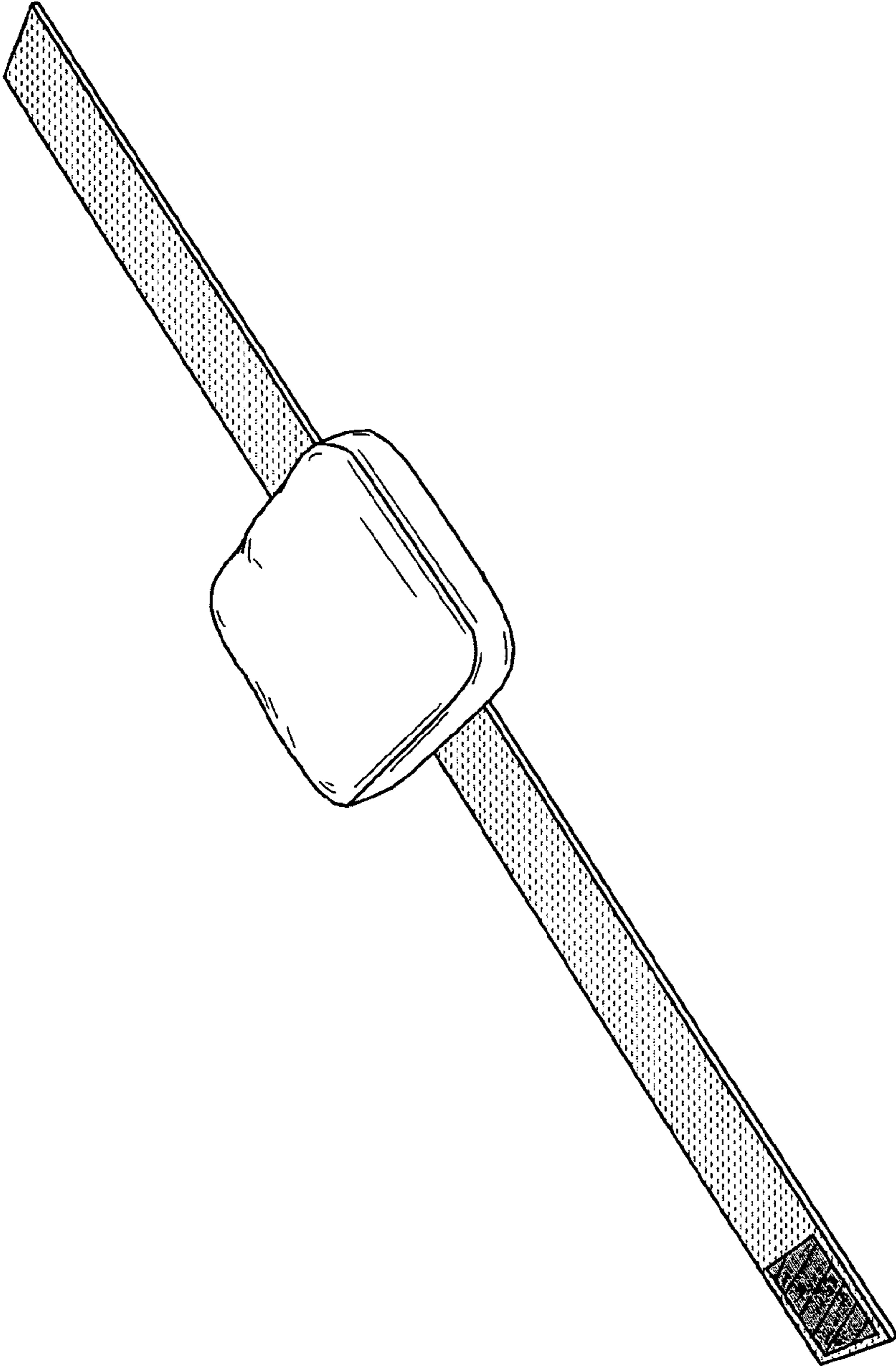


Fig. 1

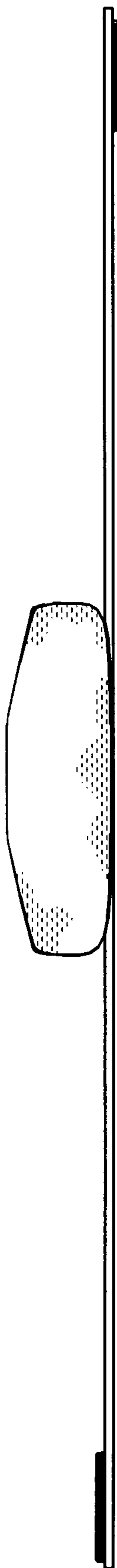


Fig. 2




Fig. 3




Fig. 4




Fig. 5




Fig. 6

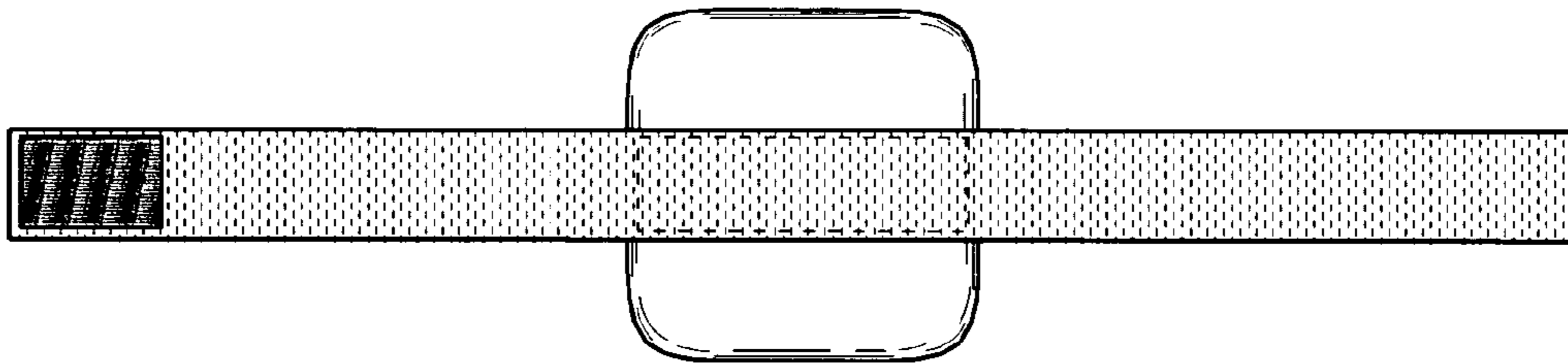


Fig. 7