



US00D590638S

(12) **United States Design Patent**  
**Lara**

(10) **Patent No.:** **US D590,638 S**  
(45) **Date of Patent:** **\*\* Apr. 21, 2009**

(54) **AUDIO/VIDEO CABINET**

(75) Inventor: **Louis A. Lara**, Willington, FL (US)

(73) Assignee: **Becker Designed, Inc.**, Chantilly, VA (US)

(\*\*) Term: **14 Years**

(21) Appl. No.: **29/299,682**

(22) Filed: **Jan. 2, 2008**

(51) **LOC (9) Cl.** ..... **06-04**

(52) **U.S. Cl.** ..... **D6/479**

(58) **Field of Classification Search** ..... D6/432-448,  
D6/470-472, 477-479; 312/114, 138.1,  
312/204, 224, 227, 237

See application file for complete search history.

(56) **References Cited**

**U.S. PATENT DOCUMENTS**

D82,951 S *	12/1930	Messinger	.....	D6/436
D142,049 S *	8/1945	Waddell	.....	D6/436
2,496,221 A *	1/1950	Koch	.....	312/204
D244,259 S *	5/1977	Bergstein	.....	D9/418
D260,213 S *	8/1981	Crespi	.....	D6/436
D284,242 S *	6/1986	Sackett et al.	.....	D6/430
D354,185 S *	1/1995	King	.....	D6/470
D423,251 S *	4/2000	Black	.....	D6/441
D450,479 S *	11/2001	O'Hare et al.	.....	D6/441
D460,877 S *	7/2002	Waisbrod et al.	.....	D6/441
D462,851 S *	9/2002	Montalbano	.....	D6/441
D469,276 S *	1/2003	Stanton	.....	D6/441
D472,070 S *	3/2003	de Carolis	.....	D6/441
D479,412 S *	9/2003	Berry et al.	.....	D6/441
D488,639 S *	4/2004	Domack et al.	.....	D6/441
D508,622 S *	8/2005	O'Hare	.....	D6/441
D510,669 S *	10/2005	Berry et al.	.....	D6/441

D517,572 S *	3/2006	Imre et al.	.....	D15/79
D550,480 S *	9/2007	Shoui et al.	.....	D6/472
D552,878 S *	10/2007	O'Hare et al.	.....	D6/441
D560,078 S *	1/2008	Burton	.....	D6/441
D562,592 S *	2/2008	Lara	.....	D6/472

**OTHER PUBLICATIONS**

Home Furnishings News, Apr. 7, 2008, p. 26, Macfadden Publications, New York, NY.

\* cited by examiner

*Primary Examiner*—Cathron C Brooks  
*Assistant Examiner*—Kelley A Donnelly  
(74) *Attorney, Agent, or Firm*—Design IP

(57) **CLAIM**

The ornamental design for an audio/video cabinet, as shown and described.

**DESCRIPTION**

FIG. 1 is a perspective view of an audio/video cabinet showing my new design;

FIG. 2 is a front orthographic view thereof;

FIG. 3 is a rear orthographic view thereof;

FIG. 4 is a right side orthographic view thereof;

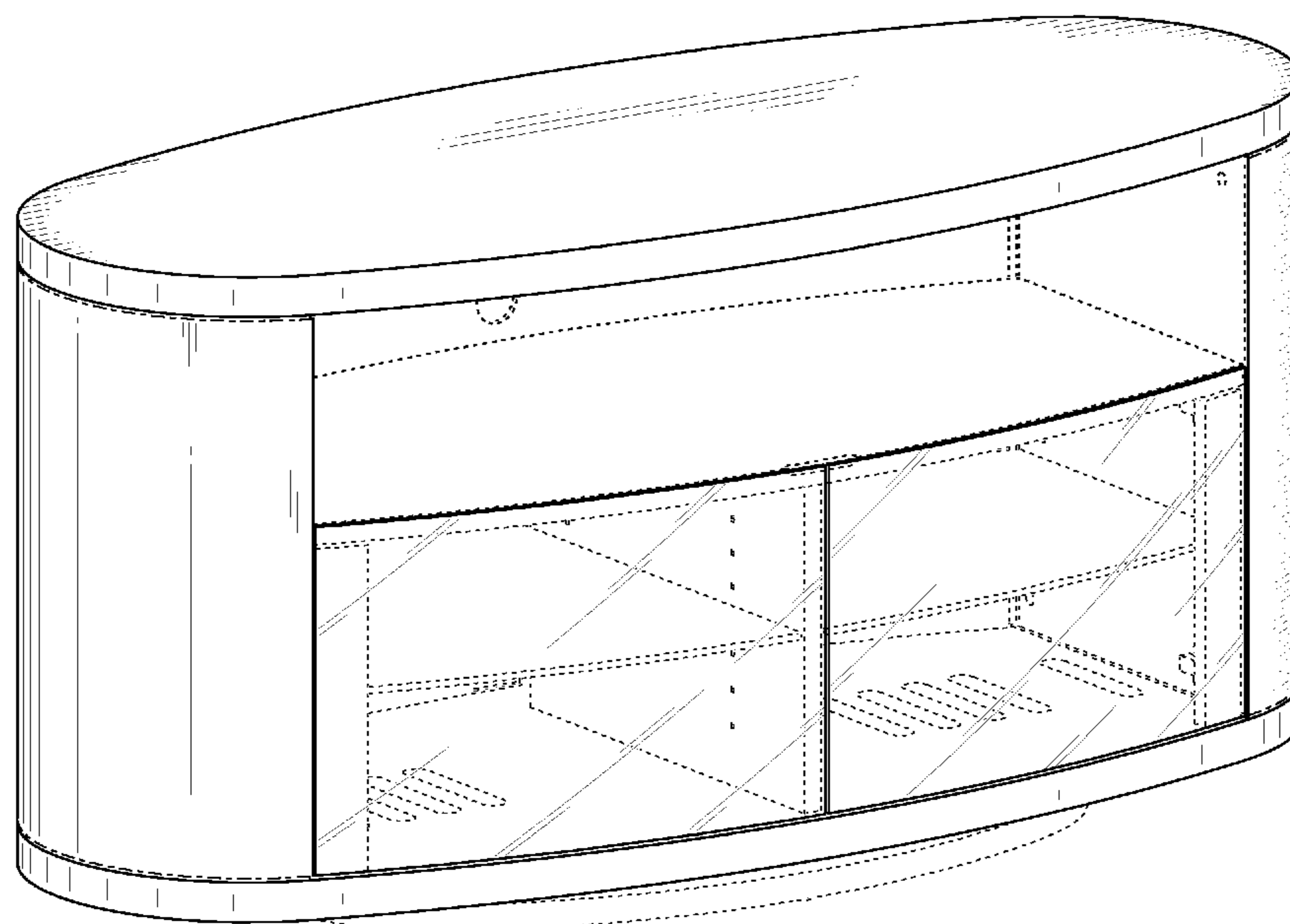
FIG. 5 is a left side orthographic view thereof; and,

FIG. 6 is a top orthographic view thereof.

The broken lines shown in FIGS. 1-6 are for environmental purposes only and form no part of the claimed design.

The dash-dot-dash lines located immediately above and below the top and bottom surfaces represent a boundary between claimed and unclaimed areas.

**1 Claim, 5 Drawing Sheets**



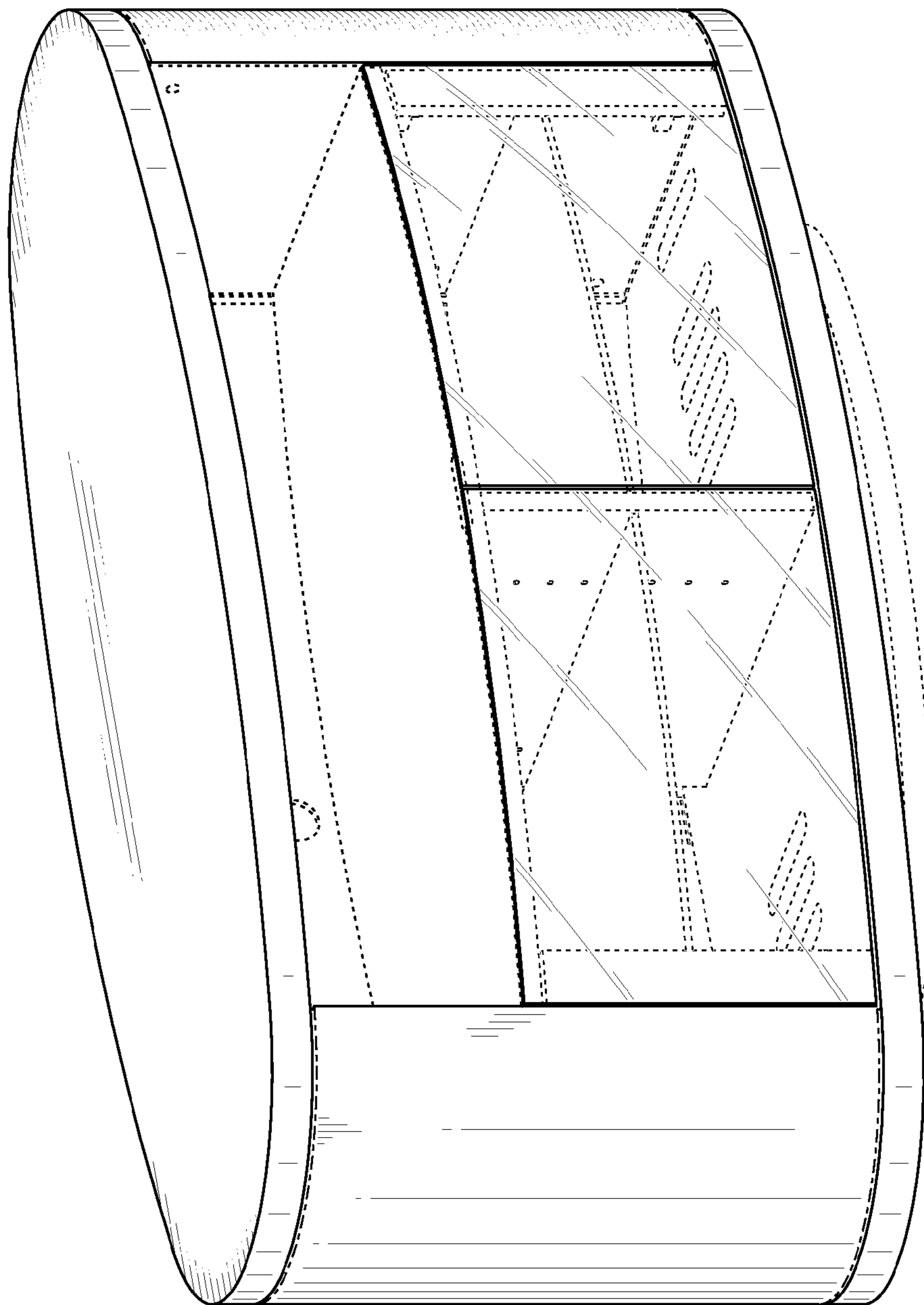


FIG. 1

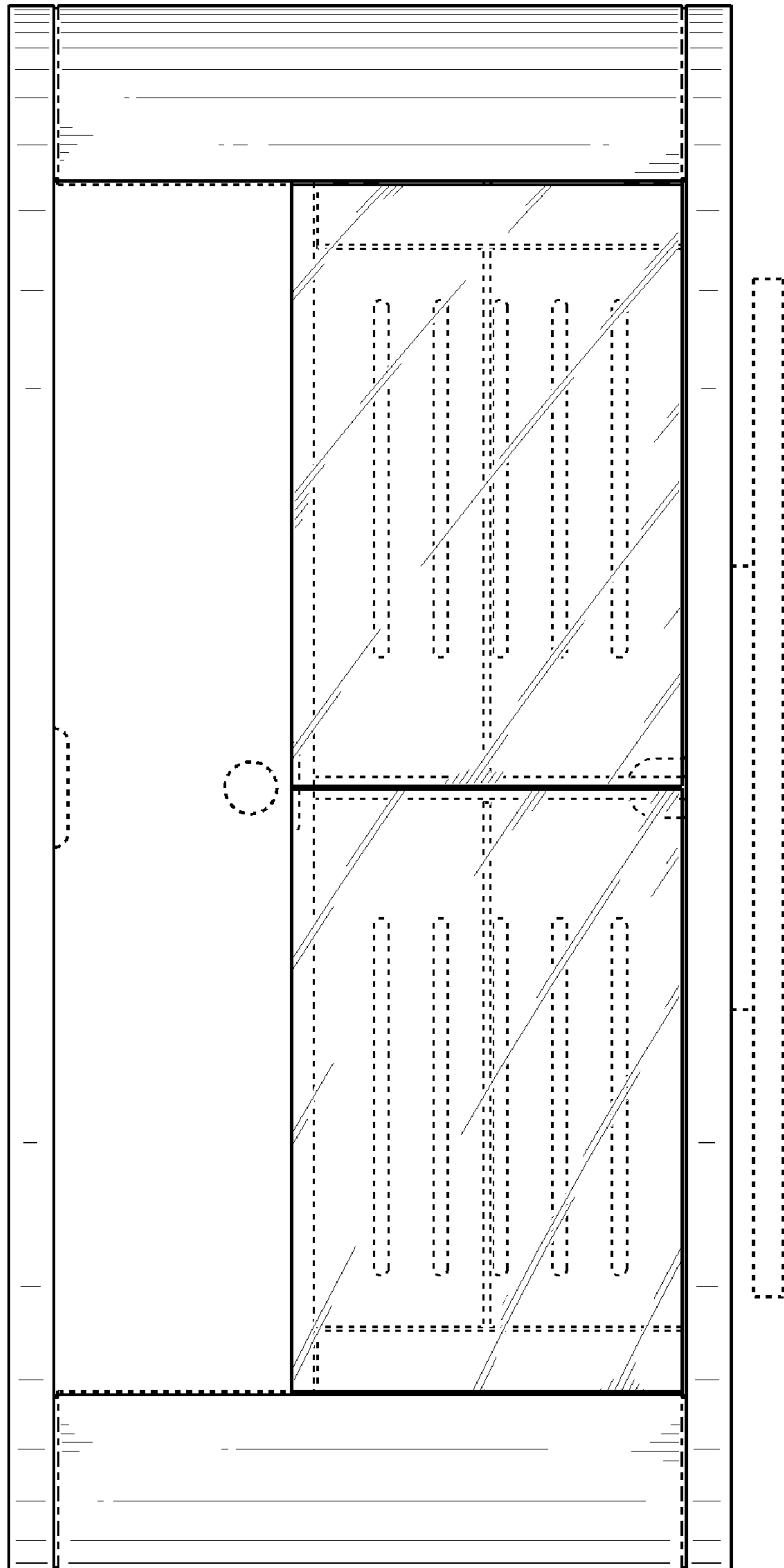


FIG. 2

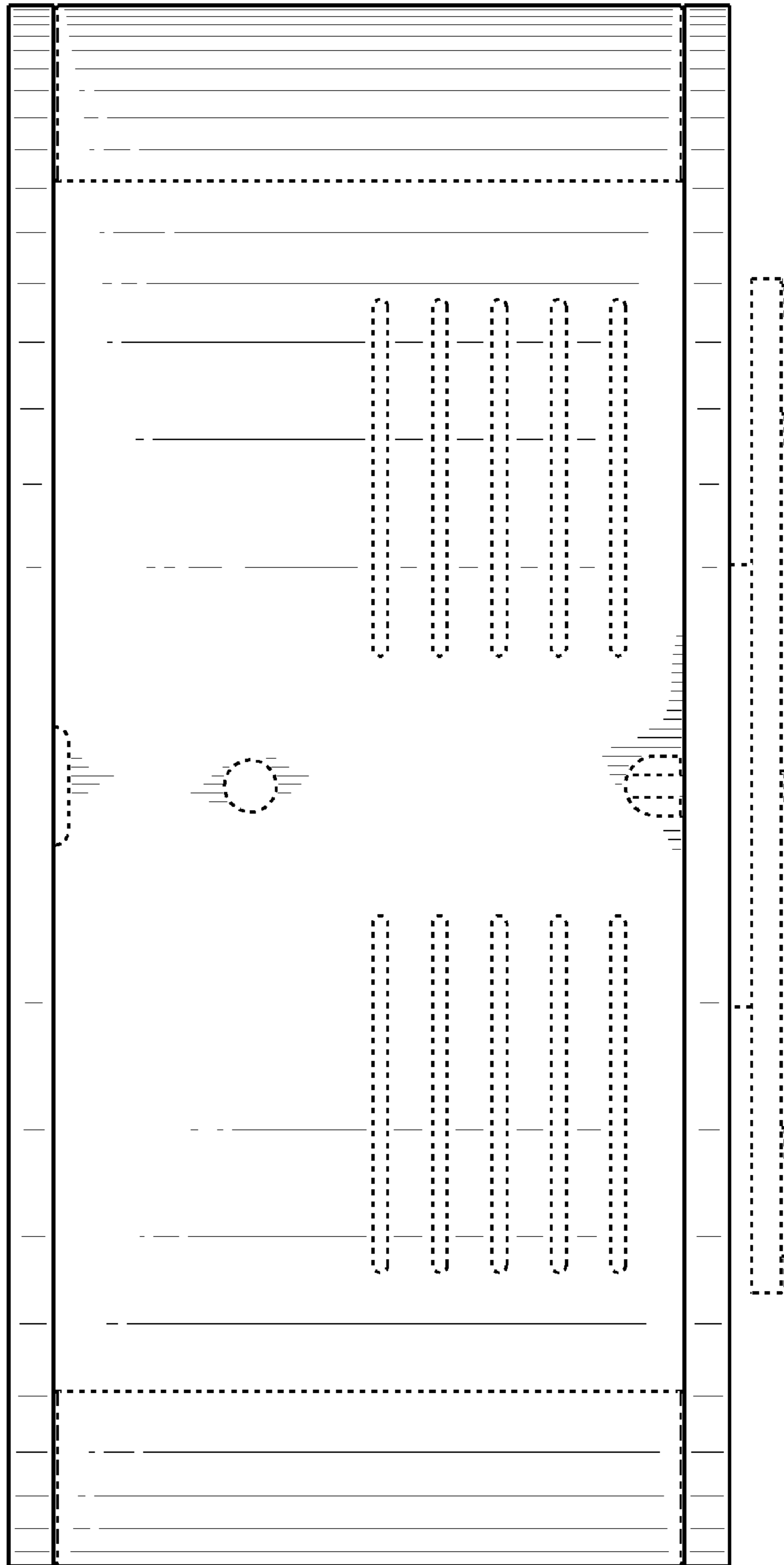


FIG. 3

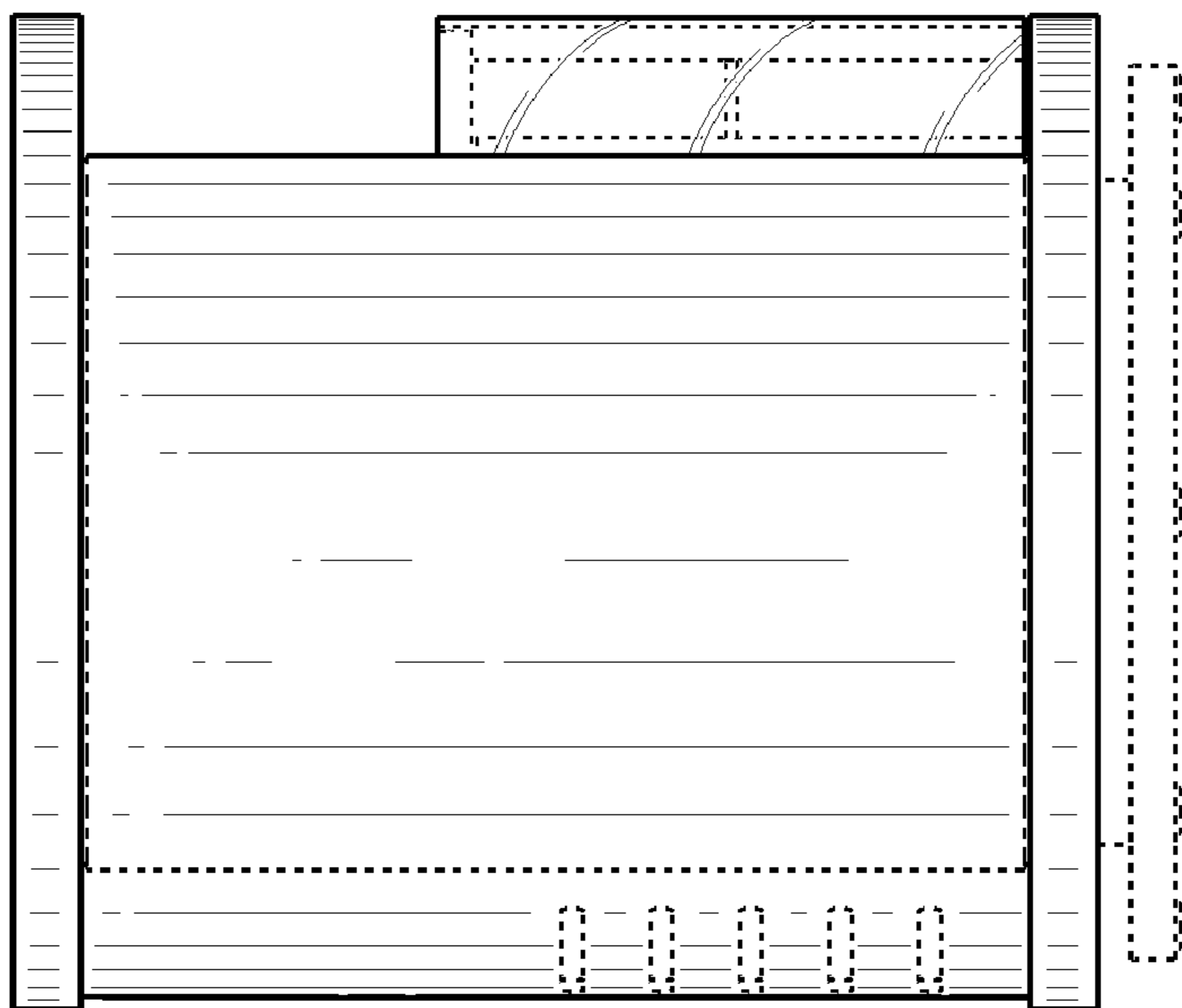


FIG. 5

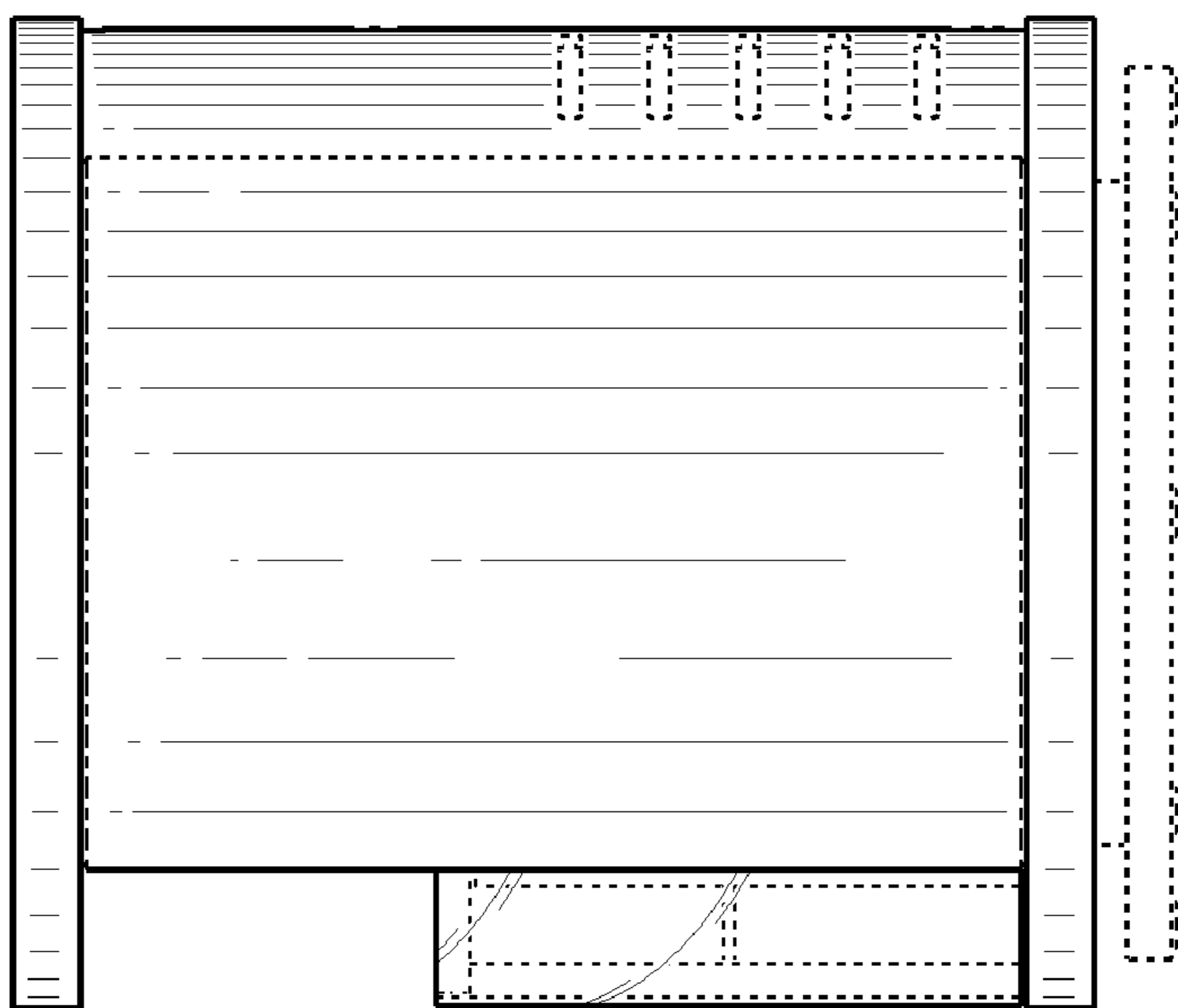


FIG. 4

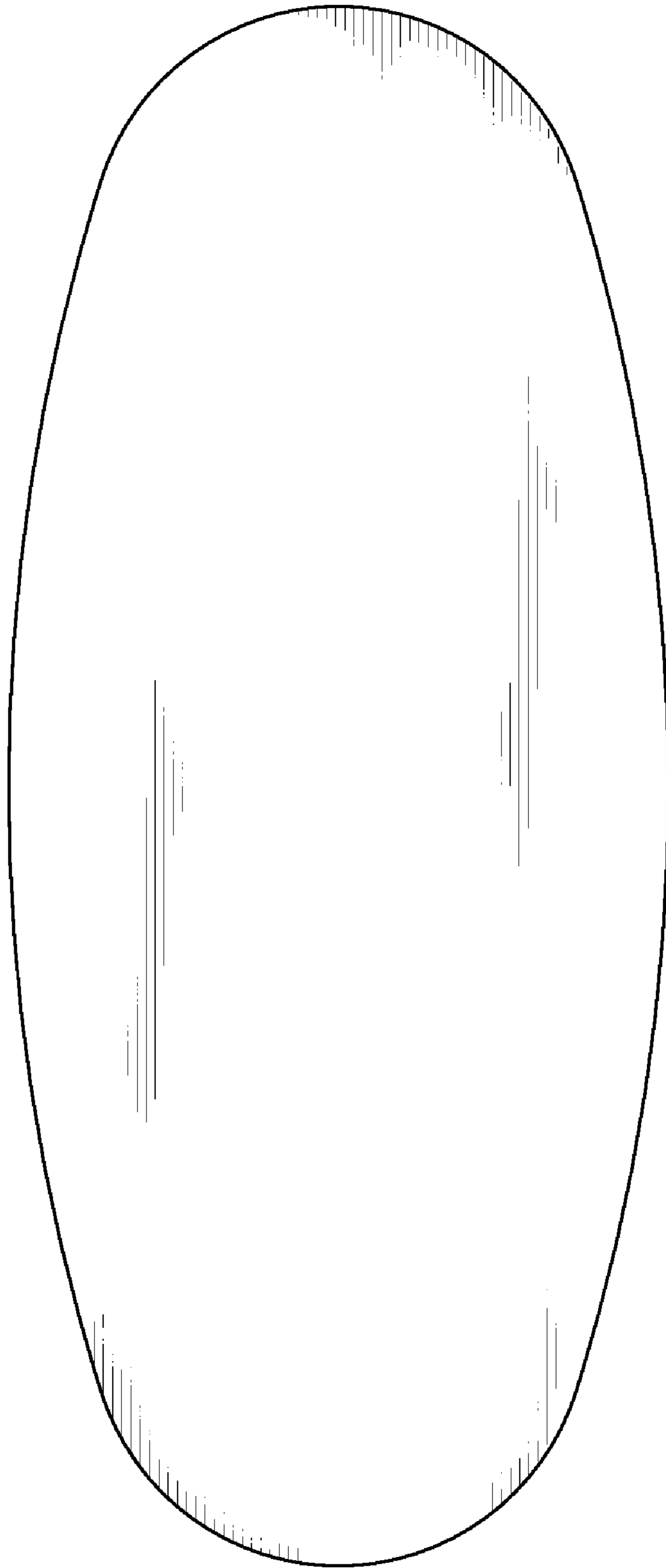


FIG. 6