



US00D590624S

(12) **United States Design Patent**
Singler et al.

(10) **Patent No.:** **US D590,624 S**

(45) **Date of Patent:** **** Apr. 21, 2009**

(54) **DISPLAY STRUCTURE**

(75) Inventors: **Ronald David Singler**, Seattle, WA
(US); **Christian John Jochman**, Seattle,
WA (US)

(73) Assignee: **Microsoft Corporation**, Redmond, WA
(US)

(**) Term: **14 Years**

(21) Appl. No.: **29/320,552**

(22) Filed: **Jun. 27, 2008**

(51) **LOC (9) Cl.** **06-04**

(52) **U.S. Cl.** **D6/396**

(58) **Field of Classification Search** D6/475-477,
D6/425, 436, 432, 437-440, 449, 510; D19/19-21;
312/204, 196, 242, 309; 108/59-61, 91,
108/93, 96-97, 106; 211/134-135, 186-188
See application file for complete search history.

(56) **References Cited**

U.S. PATENT DOCUMENTS

D349,997 S * 8/1994 Ullmann D34/1
D357,829 S * 5/1995 Lanza D6/477
D368,814 S * 4/1996 Riback et al. D6/477

D373,267 S * 9/1996 Rose et al. D6/473
D381,846 S * 8/1997 Wachtler D6/510
D385,589 S * 10/1997 Rasmussen et al. D21/501
D461,653 S * 8/2002 Brinkmann D6/446
2008/0042529 A1 * 2/2008 Siemon 312/114

* cited by examiner

Primary Examiner—Elizabeth A Albert

Assistant Examiner—Kelley A Donnelly

(74) *Attorney, Agent, or Firm*—Banner & Witcoff, Ltd.

(57) **CLAIM**

The ornamental design for a display structure, as shown and described.

DESCRIPTION

FIG. 1 is a front perspective view of the display structure showing the design;

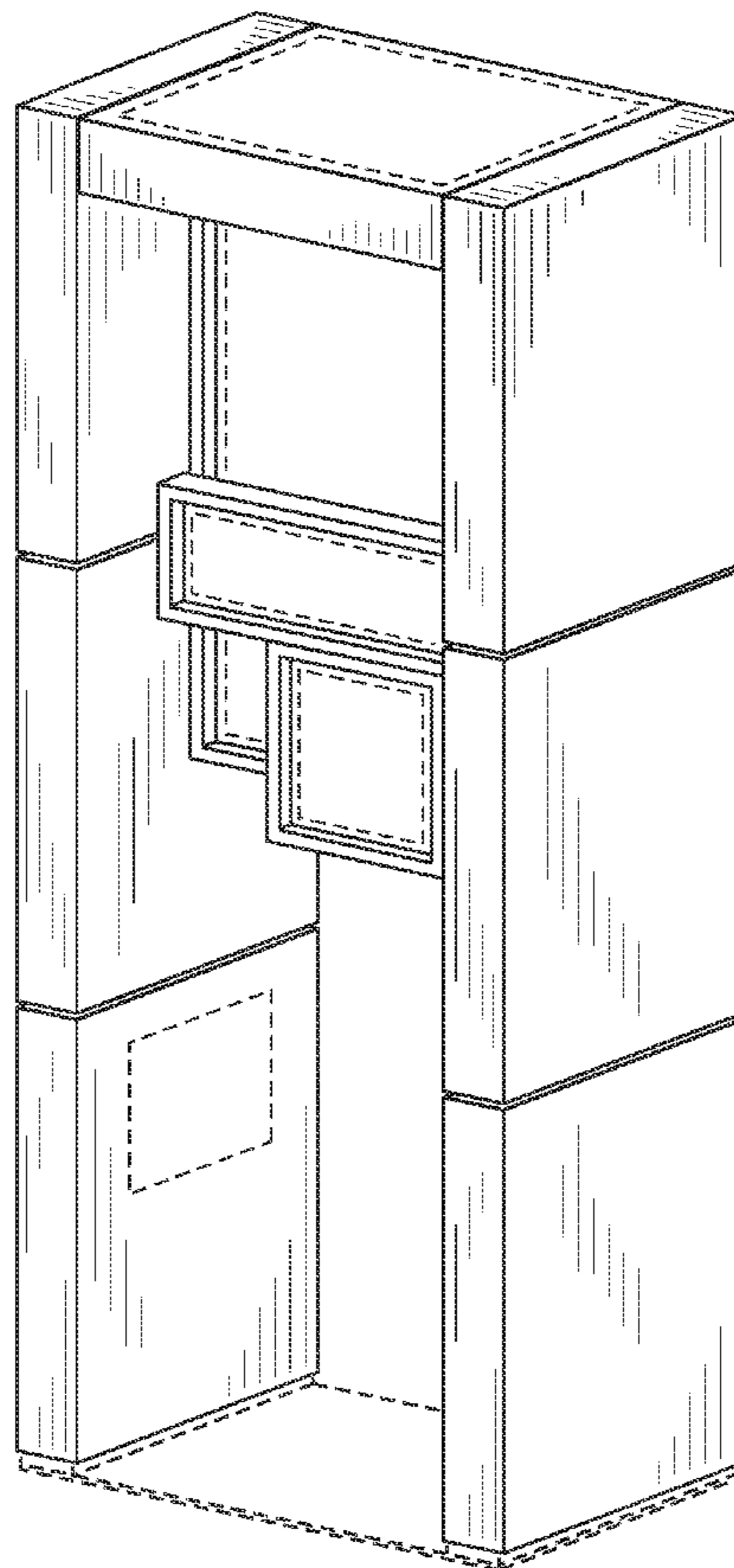
FIG. 2 is a front view thereof;

FIG. 3 is a right side view thereof; and,

FIG. 4 is a left side view thereof.

The broken lines shown in FIGS. 1-4 are for environmental purposes only and form no part of the claimed design.

1 Claim, 4 Drawing Sheets



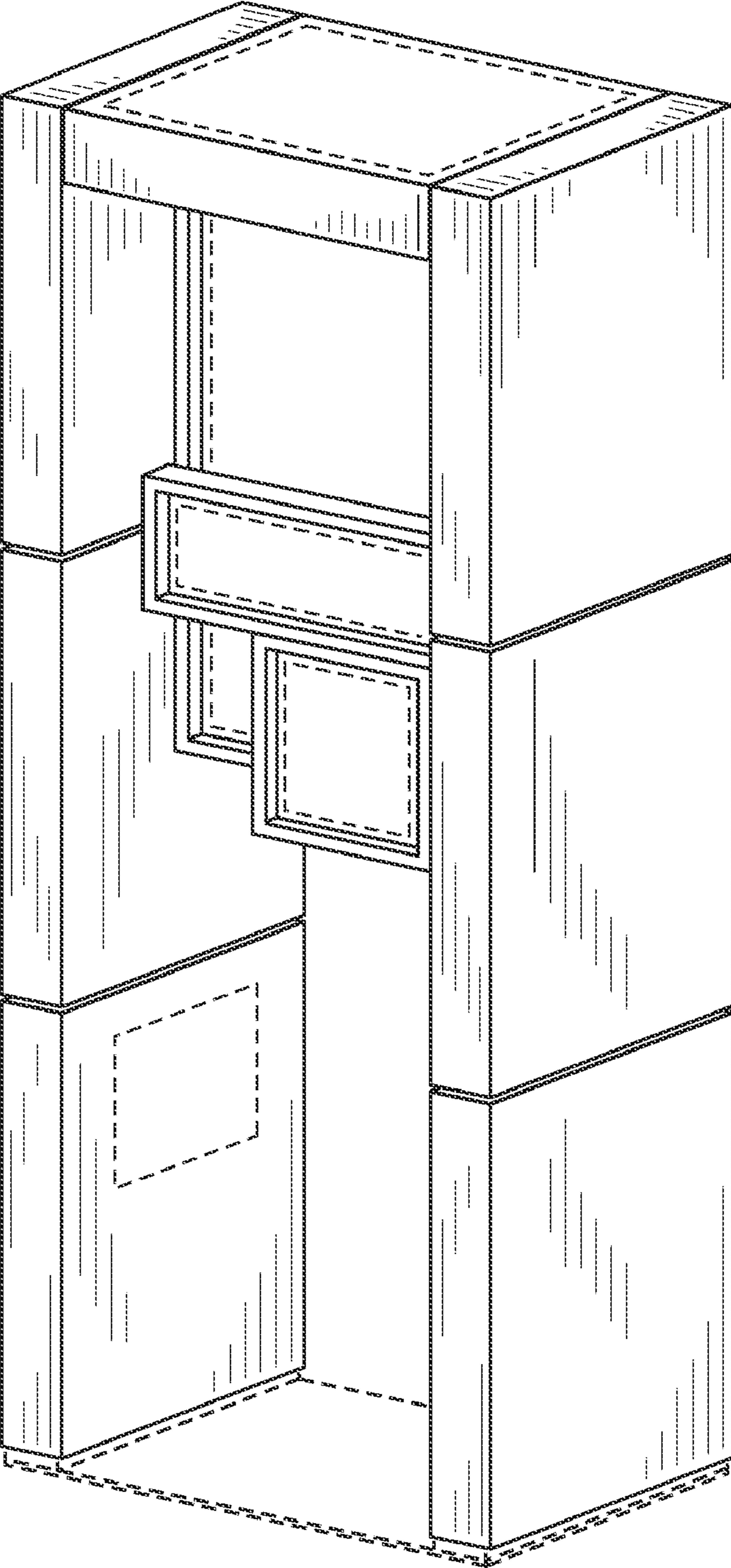


FIG. 1

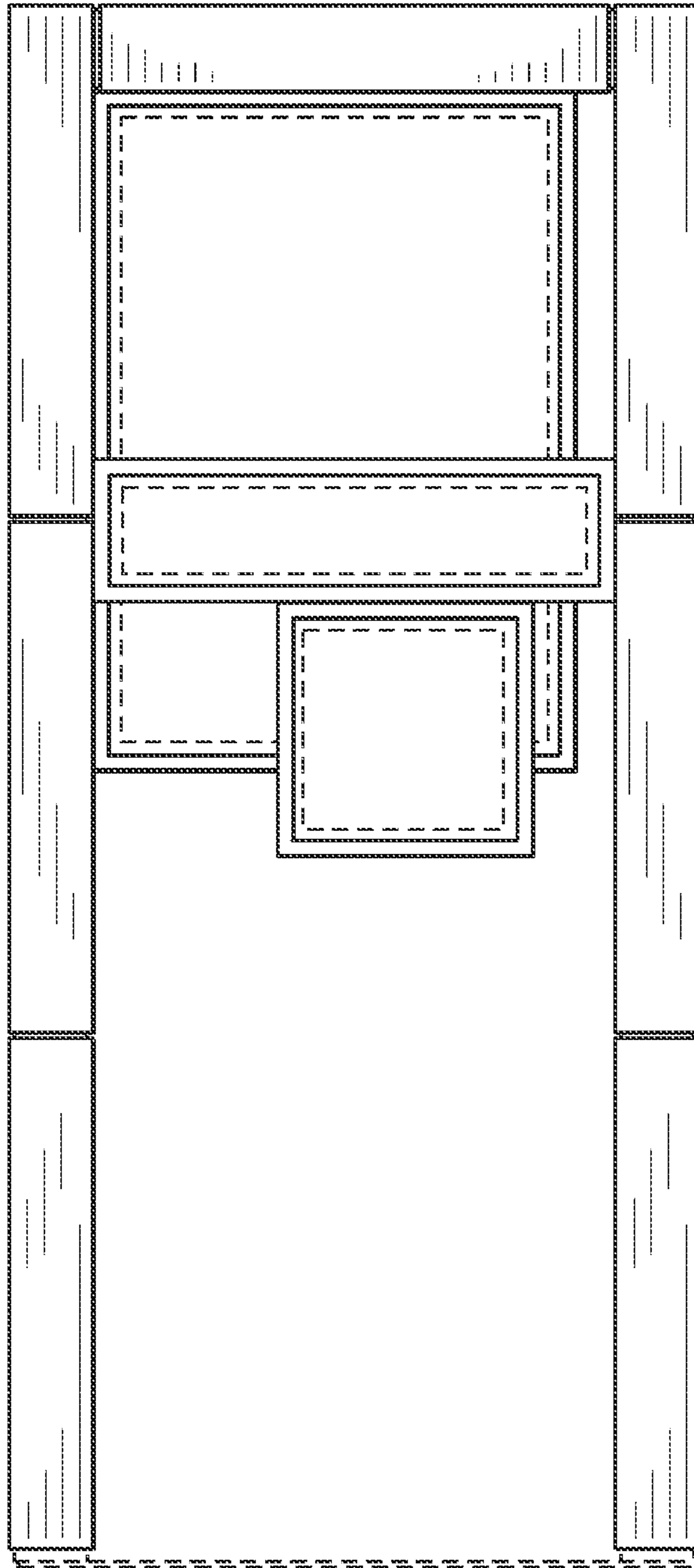


FIG. 2




FIG. 3




FIG. 4