

US00D590619S

(12) **United States Design Patent**
Schmitt

(10) **Patent No.:** **US D590,619 S**
(45) **Date of Patent:** **** Apr. 21, 2009**

(54) **ARM CHAIR**

(75) Inventor: **Jack Schmitt**, San Juan Capistrano, CA
(US)

(73) Assignee: **Amini Innovation Corporation**, Pico
Rivera, CA (US)

(**) Term: **14 Years**

(21) Appl. No.: **29/308,774**

(22) Filed: **Jul. 3, 2008**

(51) **LOC (9) Cl.** **06-01**

(52) **U.S. Cl.** **D6/379; D6/380**

(58) **Field of Classification Search** D6/334-336,
D6/358, 360, 369, 374, 376, 379, 380, 500-502;
297/411.2, 411.27, 411.28, 445.1, 446.1
See application file for complete search history.

(56) **References Cited**

U.S. PATENT DOCUMENTS

D39,390 S	6/1908	Killian	
D66,697 S *	2/1925	McCargar D6/379
D84,514 S	6/1931	Brown	
D88,663 S	12/1932	McLaurin	
D229,596 S	12/1973	Fisher	
D233,097 S	10/1974	Kashu	
D233,099 S *	10/1974	Ohnishi D6/380
D242,308 S	11/1976	Adkinson	
D259,841 S *	7/1981	Mioni D6/380
D327,989 S	7/1992	Hilton	
D351,511 S	10/1994	Ferguson	
D364,046 S	11/1995	Keller	
D369,919 S	5/1996	Lenger	
D383,617 S	9/1997	Estape et al.	
D384,826 S	10/1997	Hutton	
D410,803 S	6/1999	Kreiss	
D430,418 S	9/2000	O'Hare	
D441,558 S	5/2001	Vaaler	

D441,975 S	5/2001	McDaniel et al.
D445,583 S	7/2001	O'Hare et al.
D445,584 S	7/2001	O'Hare et al.
D446,956 S	8/2001	Black
D448,943 S	10/2001	McDaniel et al.
D448,944 S	10/2001	McDaniel et al.
D451,694 S	12/2001	Vaaler
D452,084 S	12/2001	O'Hare et al.
D459,906 S	7/2002	Stanton

(Continued)

OTHER PUBLICATIONS

Smith& Watson, Chairs D-340 and D-316, The Chair Collection, p. 12.

(Continued)

Primary Examiner—Mimosa De
(74) *Attorney, Agent, or Firm*—Cislo & Thomas, LLP


(57) **CLAIM**

I claim the ornamental design for an arm chair, as shown and described.

DESCRIPTION

FIG. 1 is a perspective view of my arm chair;
FIG. 2 is a rear view thereof;
FIG. 3 is a right side view thereof;
FIG. 4 is a front view thereof;
FIG. 5 is a left side view thereof;
FIG. 6 is a top view thereof; and,
FIG. 7 is a close-up front view of the ornament at the top center of my arm chair.
The broken lines are for environmental purposes only and form no part of the claimed design.

1 Claim, 7 Drawing Sheets



US D590,619 S

Page 2

U.S. PATENT DOCUMENTS

D463,154 S 9/2002 Vaaler
D464,822 S 10/2002 Vaaler
D466,322 S 12/2002 Tobin, Jr.
D468,923 S 1/2003 O'Hare
D468,925 S 1/2003 Vaaler
D469,266 S 1/2003 Stanton
D469,267 S 1/2003 Stanton
D472,724 S 4/2003 Schmitt
D473,392 S 4/2003 Vaaler
D479,658 S 9/2003 Warren et al.
D480,576 S 10/2003 Schmitt
D481,881 S 11/2003 McDaniel et al.
D486,005 S 2/2004 Risdon
D486,319 S * 2/2004 Stanton D6/379
D487,991 S 4/2004 O'Hare
D489,913 S 5/2004 Wanek et al.
D492,853 S 7/2004 Schmitt
D503,293 S 3/2005 Schmitt
D509,673 S 9/2005 Schmitt
D511,903 S 11/2005 Schmitt
D514,839 S 2/2006 Schmitt
D516,332 S 3/2006 Schmitt
D516,333 S 3/2006 Schmitt
D516,334 S 3/2006 Schmitt

D516,335 S 3/2006 Schmitt
D520,259 S 5/2006 Schmitt
D536,183 S 2/2007 Schmitt

OTHER PUBLICATIONS

Ethan Allen Circular, Legacy Collection, p. 5, 1996.
Thomasville, Palais Jardin, p. 12, 2002.
Furniture Today, p. 158, Oct. 19, 1998.
Furniture Today AICO, p. 15, Oct. 16, 2000.
Amini Innovation Corp. Monte Carlo Collection, #53000 Series, 2001, 1 page.
Amini Innovation Corp. La Francaise Collection, #50000 Series, Sep. 11, 2002, 2 pages.
Amini Innovation Corp. Villagio Chair, Oct. 16, 2002, 1 page.
Amini Innovation Corp. Excelsior Chair, Feb. 14, 2004, 1 page.
Amini Innovation Corp. Tuscano Chair, Feb. 14, 2004, 1 page.
Furniture Today, Pulaski chair, p. 33, Apr. 15, 2002.
Amini Innovation Corp. Torino Collection, #56000 Series, Apr. 18, 2002, 1 page.
Victorian Furniture Corporation Gentleman's Chair No. 16, Mar. 23, 1973, 1 page.
Chair #D-248, p. 89, Smith & Watson, The Chair Collection, Edition 1, received Jan. 25, 1990, 1 page.
Amini Innovation Corp. Trevi Collection, Sep. 20, 2004, 2 pages.

* cited by examiner




FIG. 1




FIG. 2

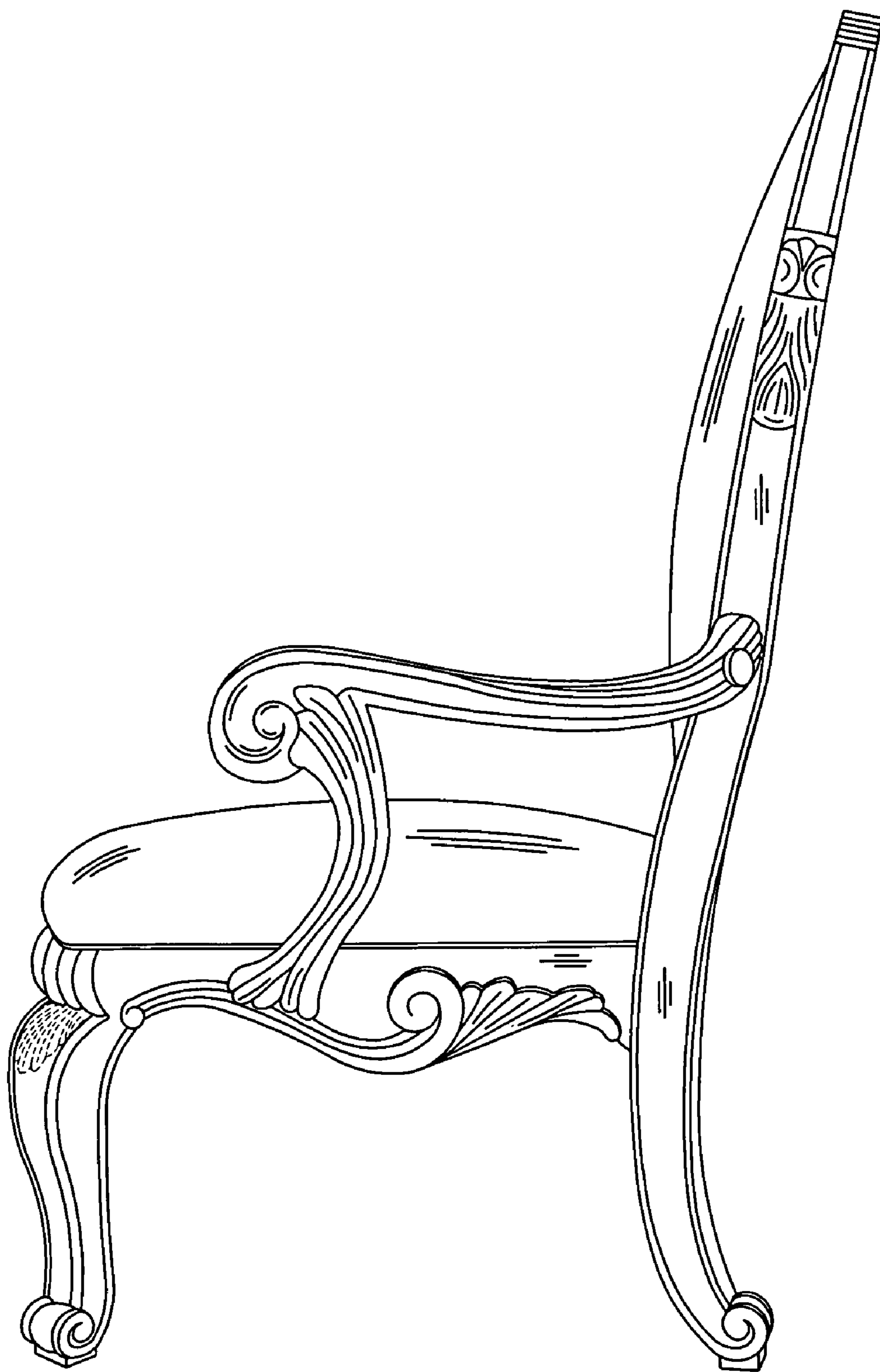


FIG. 3

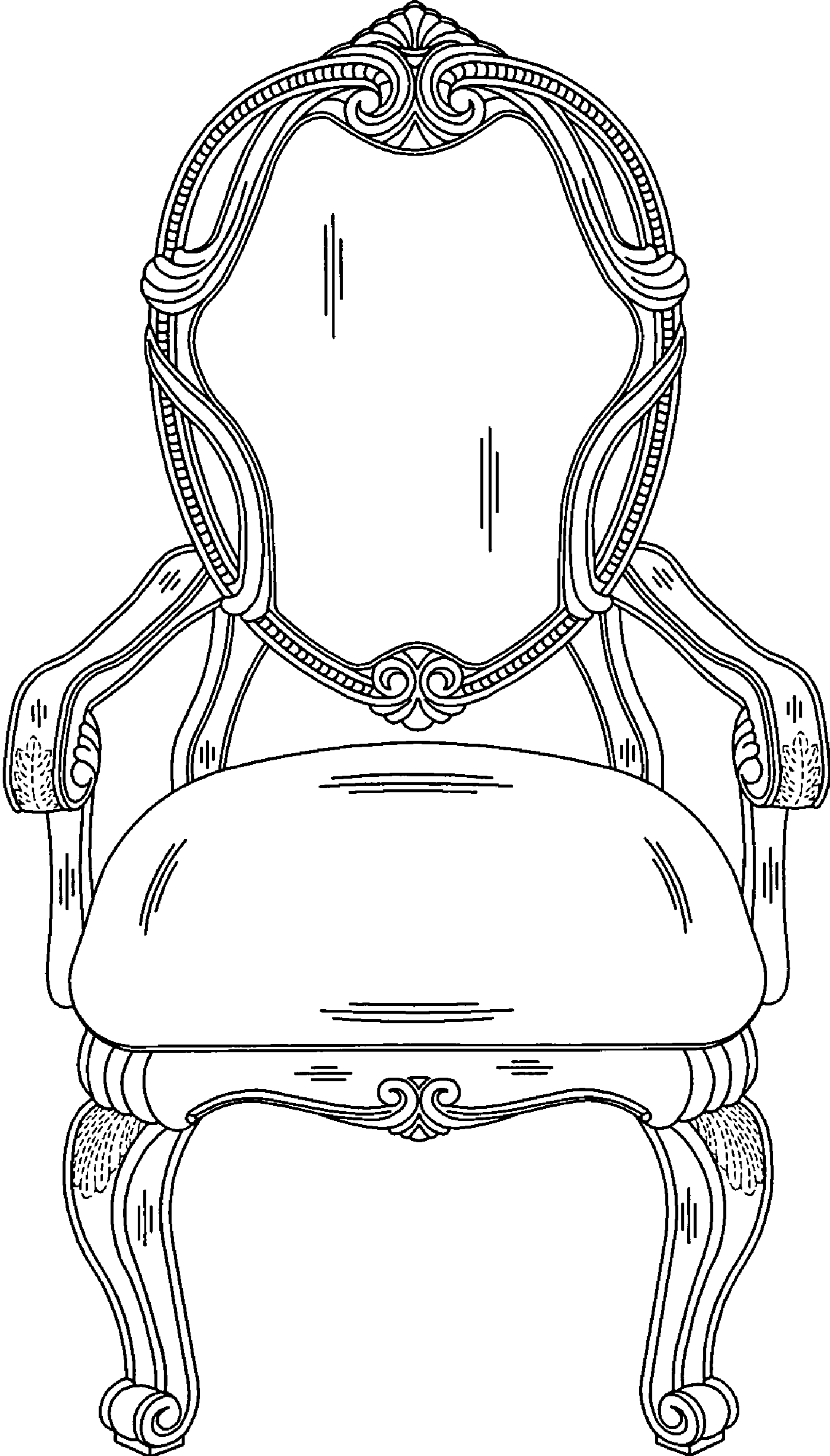


FIG. 4

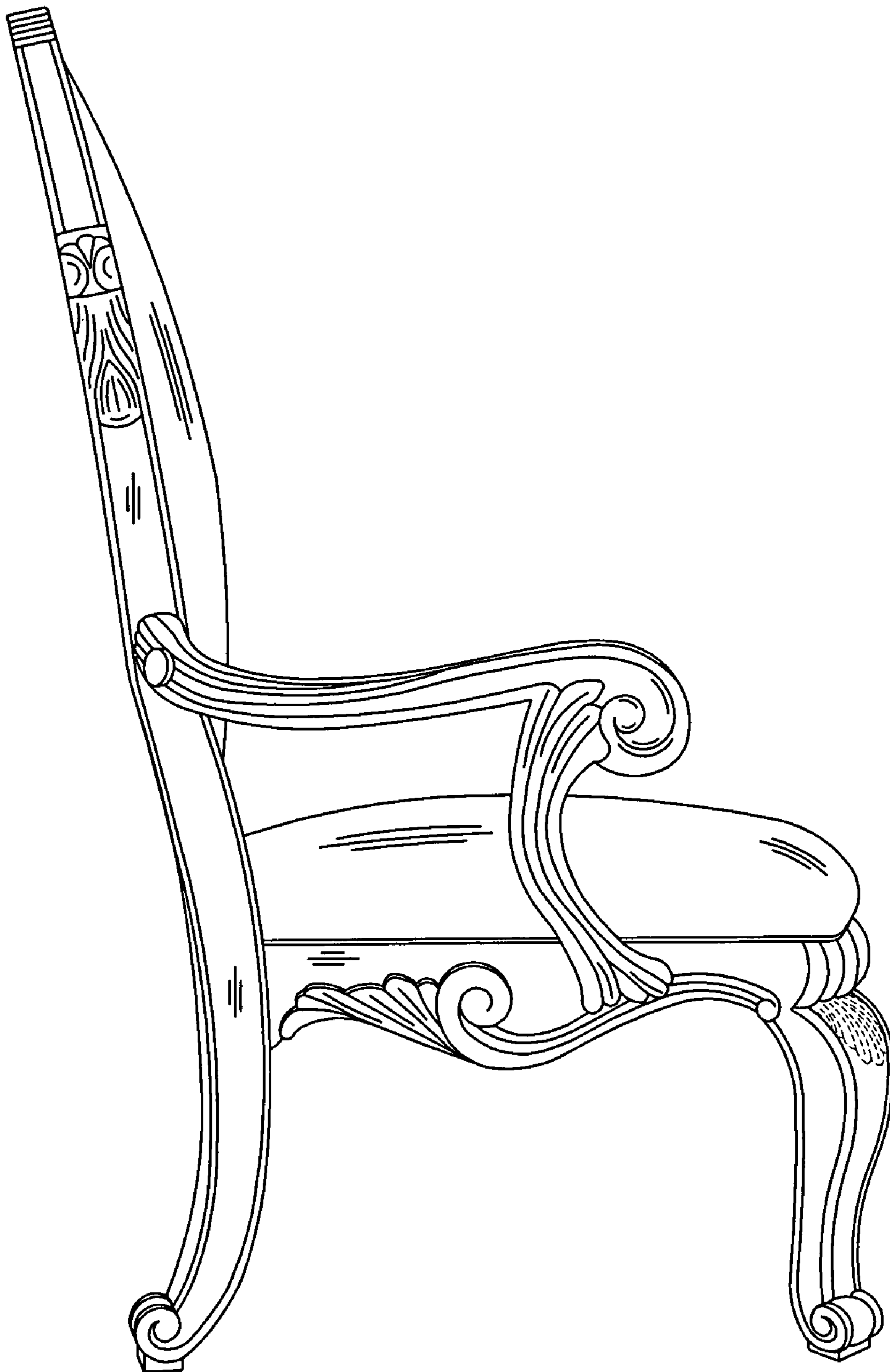


FIG. 5




FIG. 6




FIG. 7