



US00D590611S

(12) **United States Design Patent**
Higashida

(10) **Patent No.:** **US D590,611 S**

(45) **Date of Patent:** **** Apr. 21, 2009**

(54) **VEHICLE SEAT**

(75) Inventor: **Dai Higashida**, Saitama (JP)

(73) Assignee: **Honda Motor Co., Ltd.**, Tokyo (JP)

(**) Term: **14 Years**

(21) Appl. No.: **29/319,935**

(22) Filed: **Jun. 17, 2008**

(51) **LOC (9) Cl.** **06-01**

(52) **U.S. Cl.** **D6/356**

(58) **Field of Classification Search** D6/334–336,
D6/356, 367, 368, 374, 375, 379, 381, 500–502;
297/232, 353, 354.1, 391, 396, 452.21, 452.24,
297/452.25, 452.26, 452.29, 452.34, 452.35
See application file for complete search history.

(56) **References Cited**

U.S. PATENT DOCUMENTS

5,704,685	A *	1/1998	Handa et al.	297/452.35
5,829,833	A *	11/1998	Handa et al.	297/452.34
D535,485	S *	1/2007	Moburg	D6/356
D536,188	S *	2/2007	Moburg	D6/356
D542,041	S *	5/2007	Moburg	D6/356
D576,811	S *	9/2008	Wyszogrod et al.	D6/356

D578,315 S * 10/2008 Wyszogrod et al. D6/356
2006/0071529 A1 * 4/2006 Yetukuri et al. 297/396

* cited by examiner

Primary Examiner—Mimosa De

(74) *Attorney, Agent, or Firm*—Plumsea Law Group, LLC;
Mark E. Duell

(57) **CLAIM**

The ornamental design for a vehicle seat, as shown and described.

DESCRIPTION

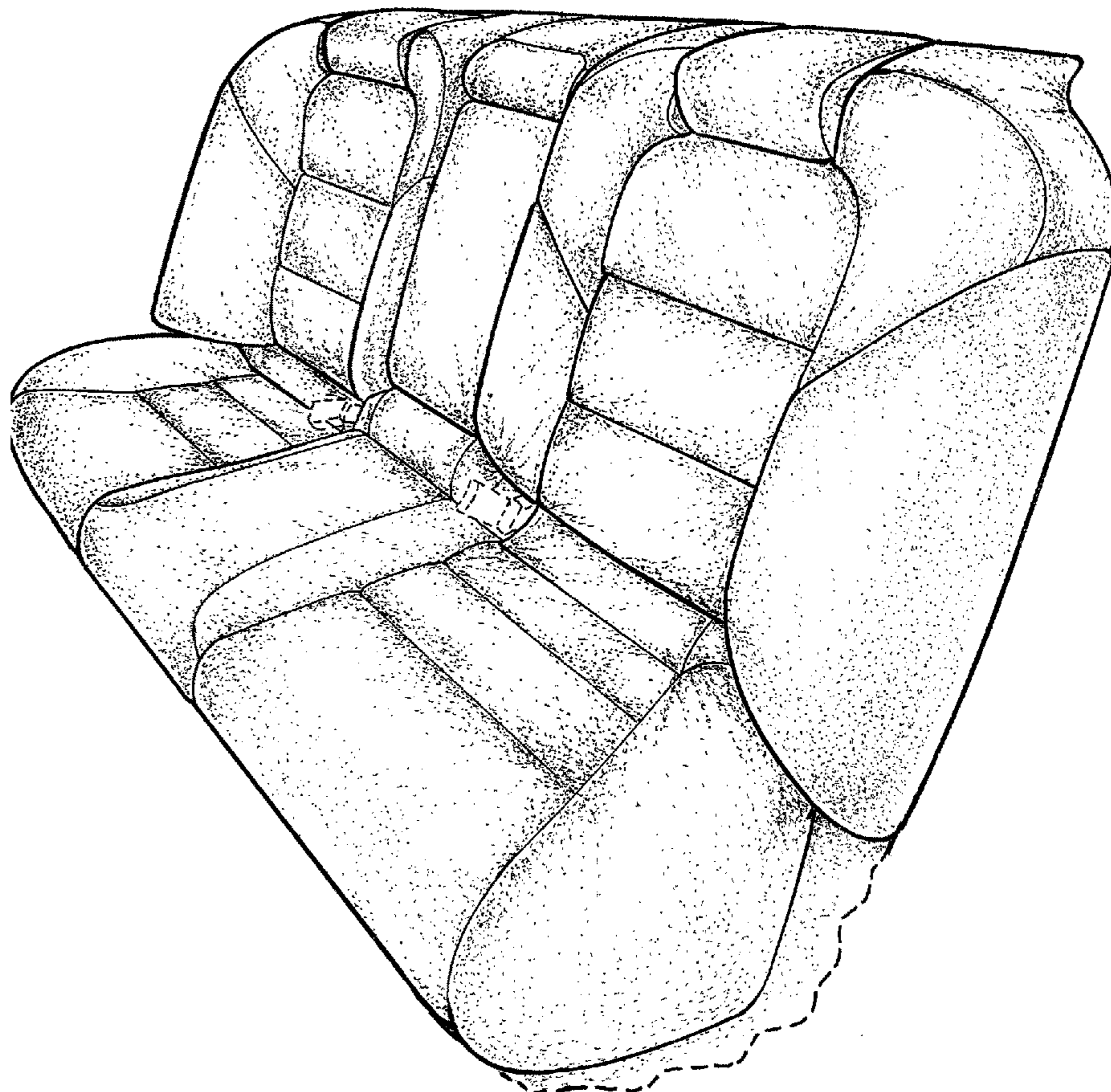
FIG. 1 is a perspective view of a vehicle seat showing my new design;

FIG. 2 is a side view thereof; and,

FIG. 3 is a side view shown with the head rests in an extended position.

The heavy jagged broken line denotes a boundary of the claimed design and forms no part thereof. The broken line showings of the safety strap buckles in FIGS. 1 and 2, the circular buttons in FIG. 3 depict environmental subject matter and form no part of the claimed design.

1 Claim, 3 Drawing Sheets



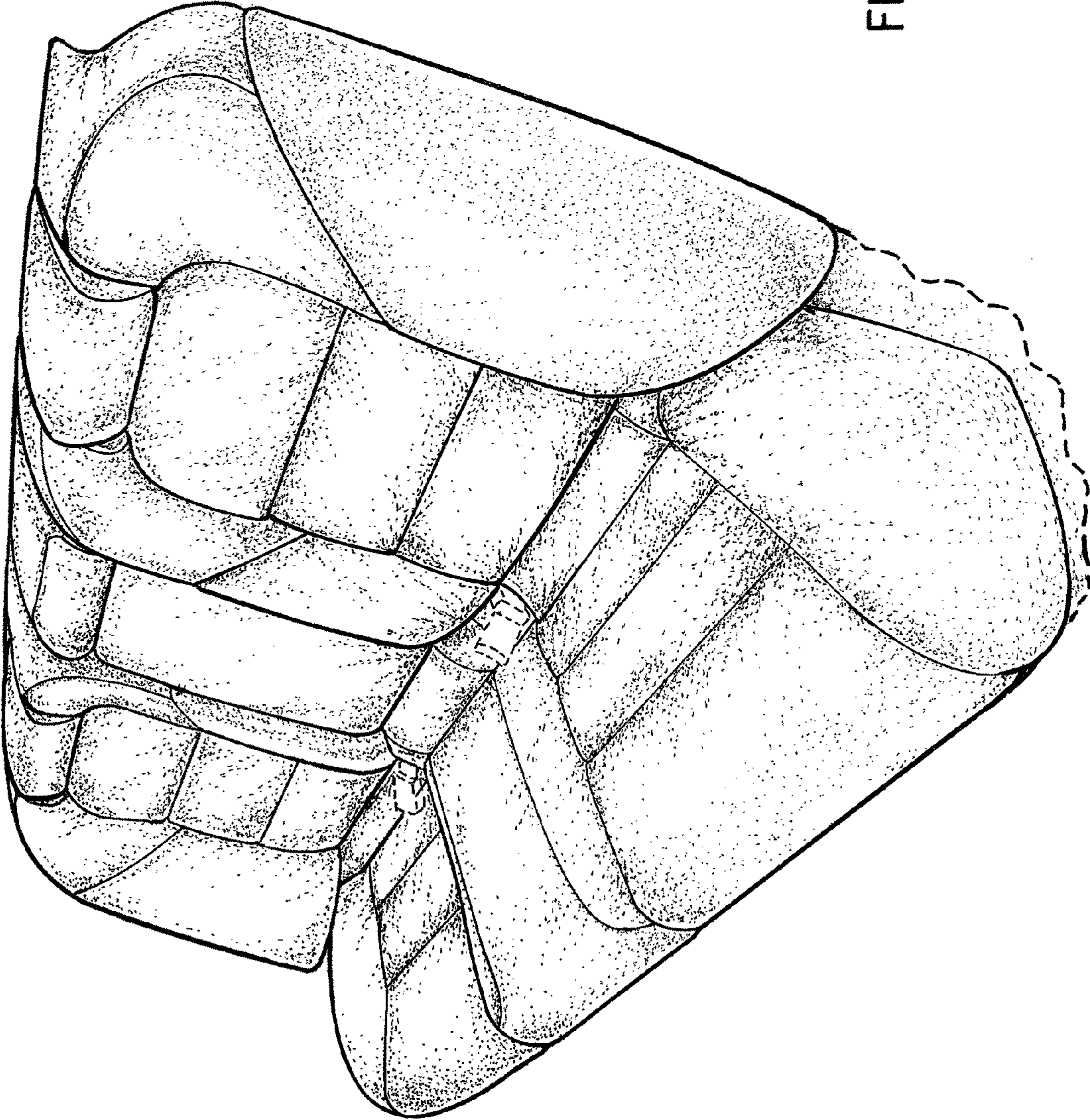


FIG. 1

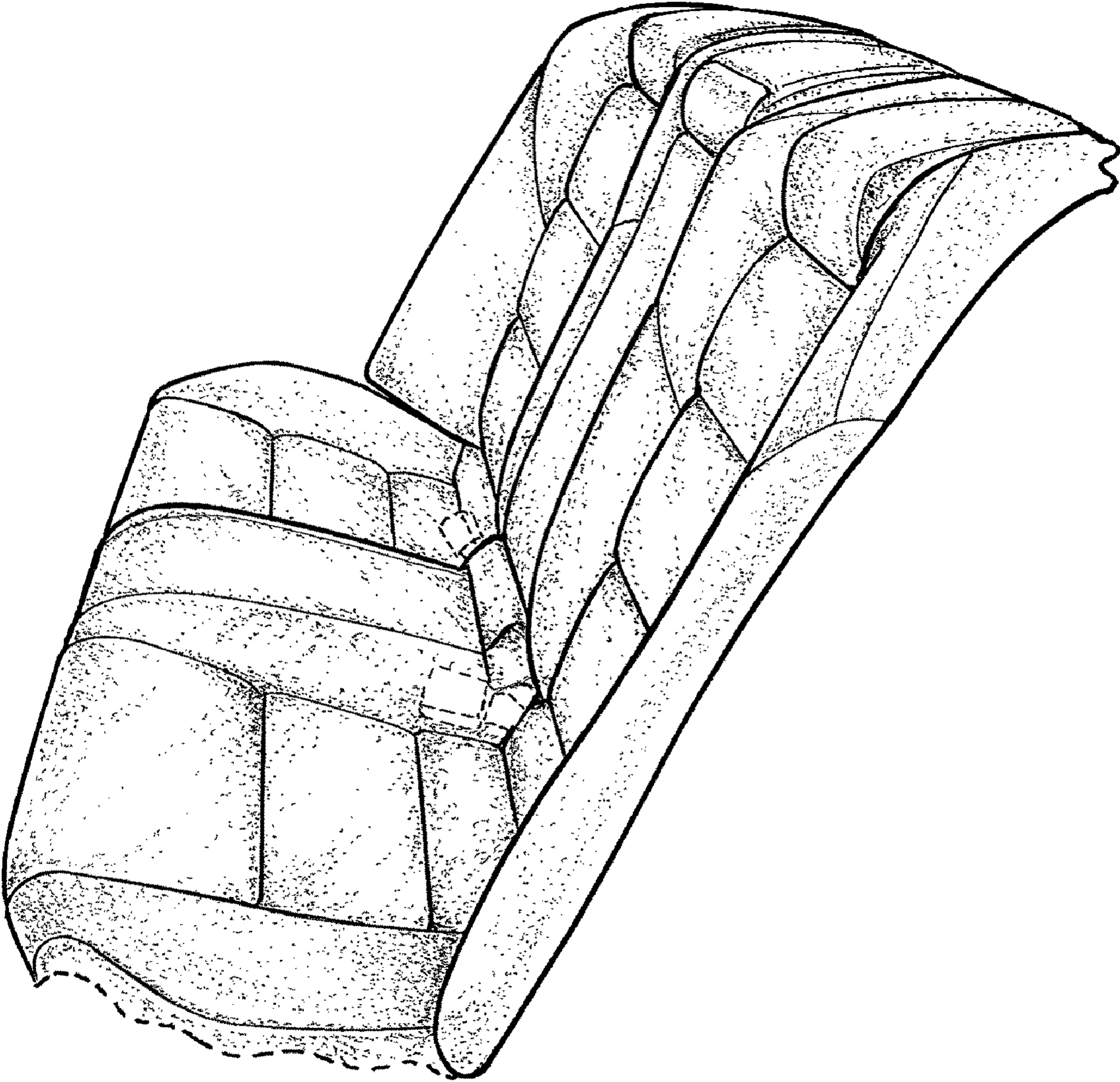


FIG . 2

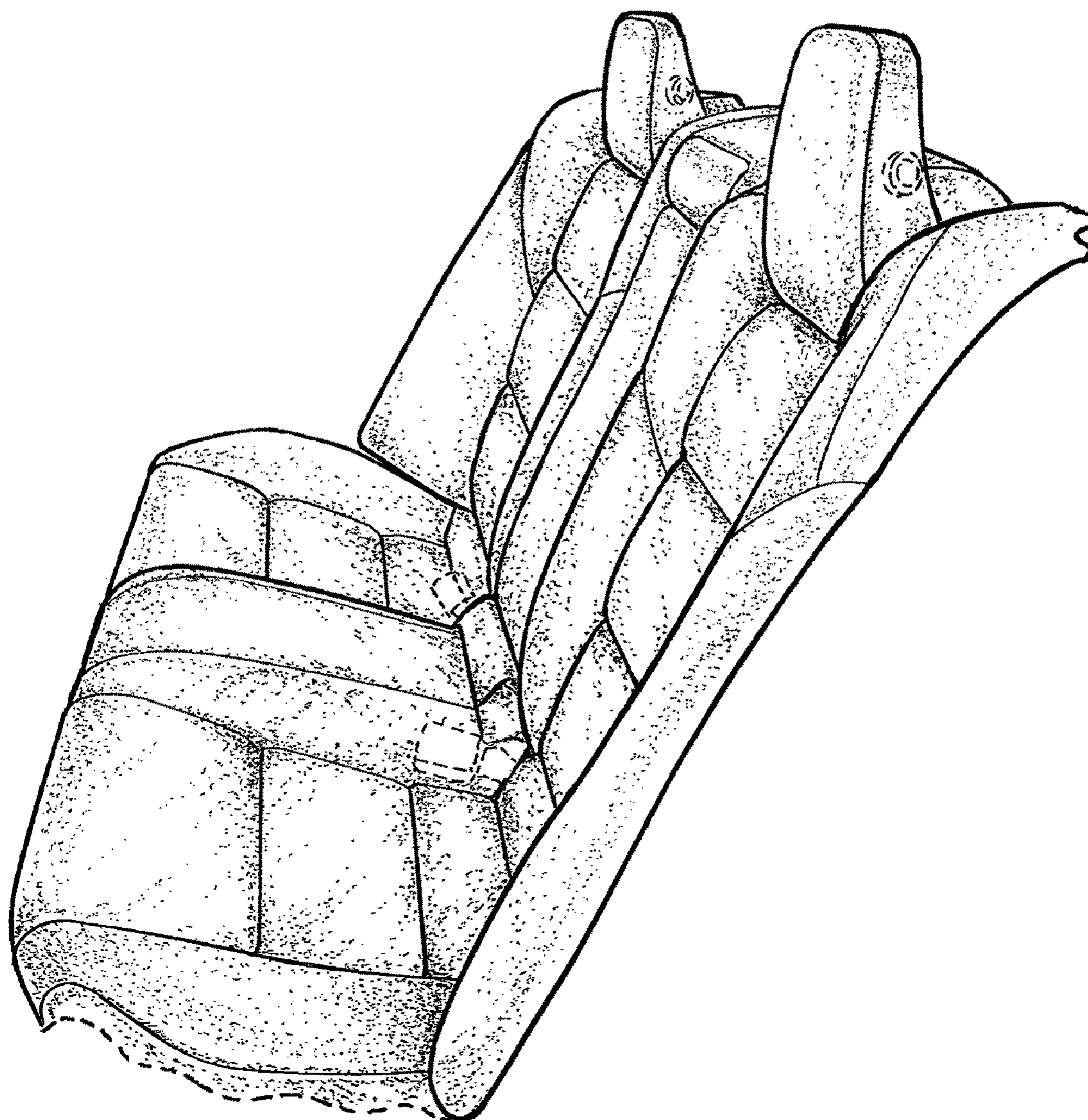


FIG. 3