

US00D590607S

(12) **United States Design Patent**  
**Beno et al.**

(10) **Patent No.:** **US D590,607 S**  
(45) **Date of Patent:** **\*\* Apr. 21, 2009**

- (54) **PRIVACY SCREEN**
- (75) Inventors: **Steven J. Beno**, Gurnee, IL (US);  
**Mikael Backstrom**, Chicago, IL (US);  
**Martijn Loerakker**, Mundelein, IL  
(US); **Jonathen Shearer**, Skokie, IL  
(US)
- (73) Assignee: **ACCO Brands USA LLC**, Lincolnshire,  
IL (US)
- (\*\*) Term: **14 Years**
- (21) Appl. No.: **29/296,181**
- (22) Filed: **Oct. 16, 2007**
- (51) **LOC (9) Cl.** ..... **06-01**
- (52) **U.S. Cl.** ..... **D6/332**
- (58) **Field of Classification Search** ..... D6/332,  
D6/396, 397, 449, 509, 432; D25/48, 58;  
312/3-6, 195, 210, 265.4; 160/130, 131,  
160/167 V, 215, 236; 211/180; D20/10,  
D20/39, 41; D14/307  
See application file for complete search history.

- D275,579 S \* 9/1984 Brown et al. .... D20/10
- 4,791,757 A 12/1988 Orlando
- D307,604 S \* 5/1990 Banniza et al. .... D20/10
- 4,998,598 A 3/1991 Mardian et al.
- D328,529 S \* 8/1992 Lenarczyk ..... D6/329
- 5,394,658 A 3/1995 Schreiner et al.
- 5,675,946 A 10/1997 Verbeek et al.
- D392,114 S \* 3/1998 Thorp et al. .... D6/332
- D400,361 S \* 11/1998 Sobrito ..... D6/332
- 5,966,879 A 10/1999 Verbeek et al.
- 6,009,930 A \* 1/2000 Jantschek ..... 160/135
- D450,465 S \* 11/2001 Overthun et al. .... D6/332
- 6,415,553 B1 7/2002 Krayner, Jr. et al.
- D485,080 S \* 1/2004 Stewich ..... D6/332
- D541,948 S \* 5/2007 Robson et al. .... D25/58
- D559,564 S \* 1/2008 Bakker et al. .... D6/332

\* cited by examiner

*Primary Examiner*—Sandra Snapp  
(74) *Attorney, Agent, or Firm*—Michael Best & Friedrich  
LLP

(57) **CLAIM**

We claim the ornamental design for a privacy screen, as  
shown and described.

(56) **References Cited**

U.S. PATENT DOCUMENTS

- 3,605,851 A \* 9/1971 Miles et al. .... 160/135
- 3,861,084 A 1/1975 Ford
- 4,121,645 A \* 10/1978 Behr ..... 160/135
- D250,378 S \* 11/1978 Woods ..... D25/58
- 4,161,850 A \* 7/1979 Peterson et al. .... 52/65
- 4,214,392 A \* 7/1980 Virsen ..... 40/605
- D257,598 S \* 12/1980 Cyplik ..... D6/332
- D257,599 S \* 12/1980 Cyplik ..... D6/332
- D257,600 S \* 12/1980 Cyplik ..... D6/332
- D257,602 S \* 12/1980 Cyplik ..... D6/332
- D257,603 S \* 12/1980 Cyplik ..... D6/332
- D257,604 S \* 12/1980 Cyplik ..... D6/332
- D257,606 S \* 12/1980 Cyplik ..... D6/332
- D257,812 S \* 1/1981 Cyplik ..... D6/332

**DESCRIPTION**

FIG. 1 is a perspective view of a privacy screen according to  
the invention;  
FIG. 2 is a front view of the privacy screen of FIG. 1;  
FIG. 3 is a rear view of the privacy screen of FIG. 1;  
FIG. 4 is a left side view of the privacy screen of FIG. 1;  
FIG. 5 is a right side view of the privacy screen of FIG. 1;  
FIG. 6 is a top view of the privacy screen of FIG. 1; and,  
FIG. 7 is a bottom view of the privacy screen of FIG. 1.  
The broken lines shown in the figures are for illustrative  
purposes only and form no part of the claimed design.

**1 Claim, 5 Drawing Sheets**



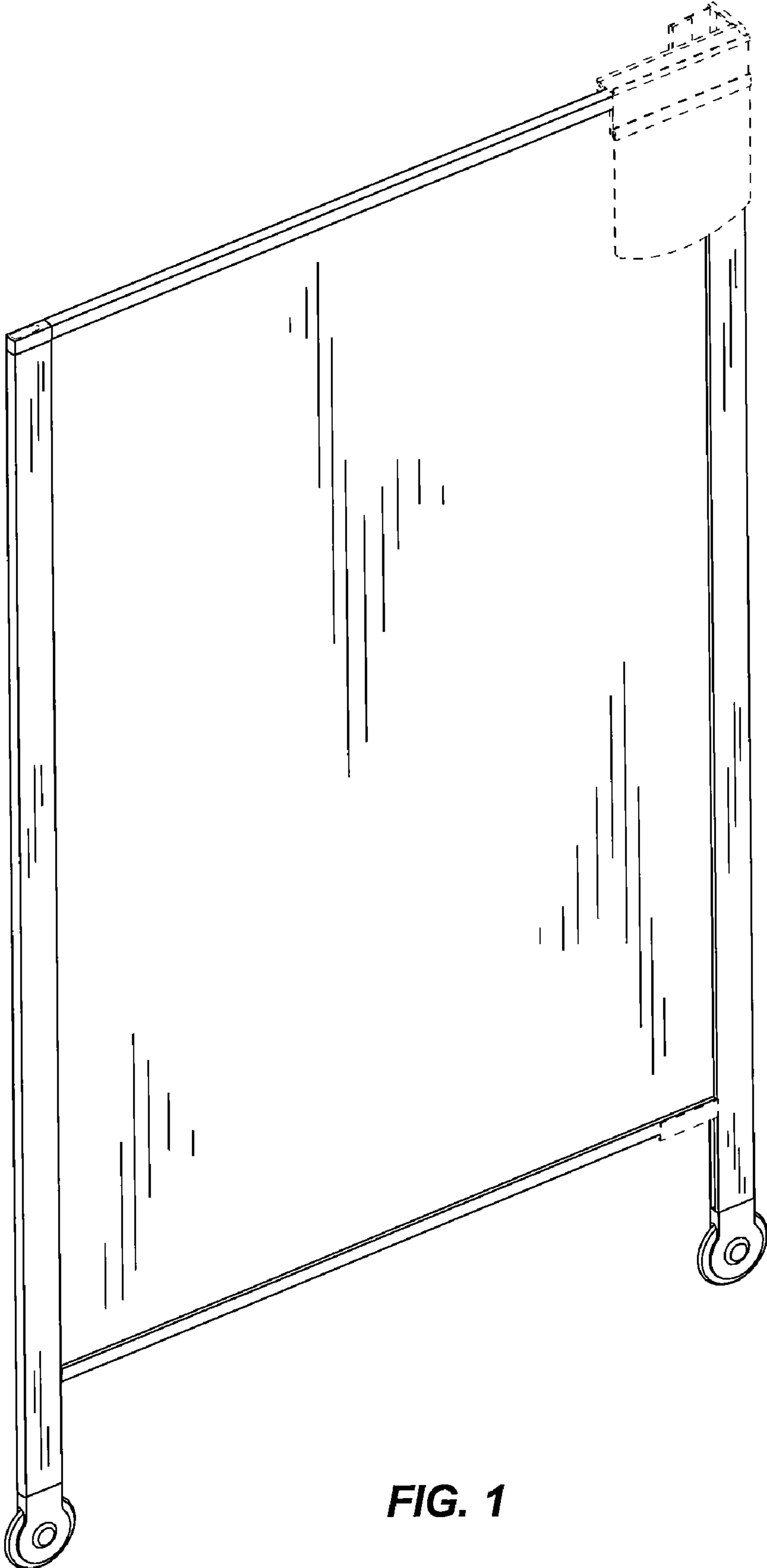
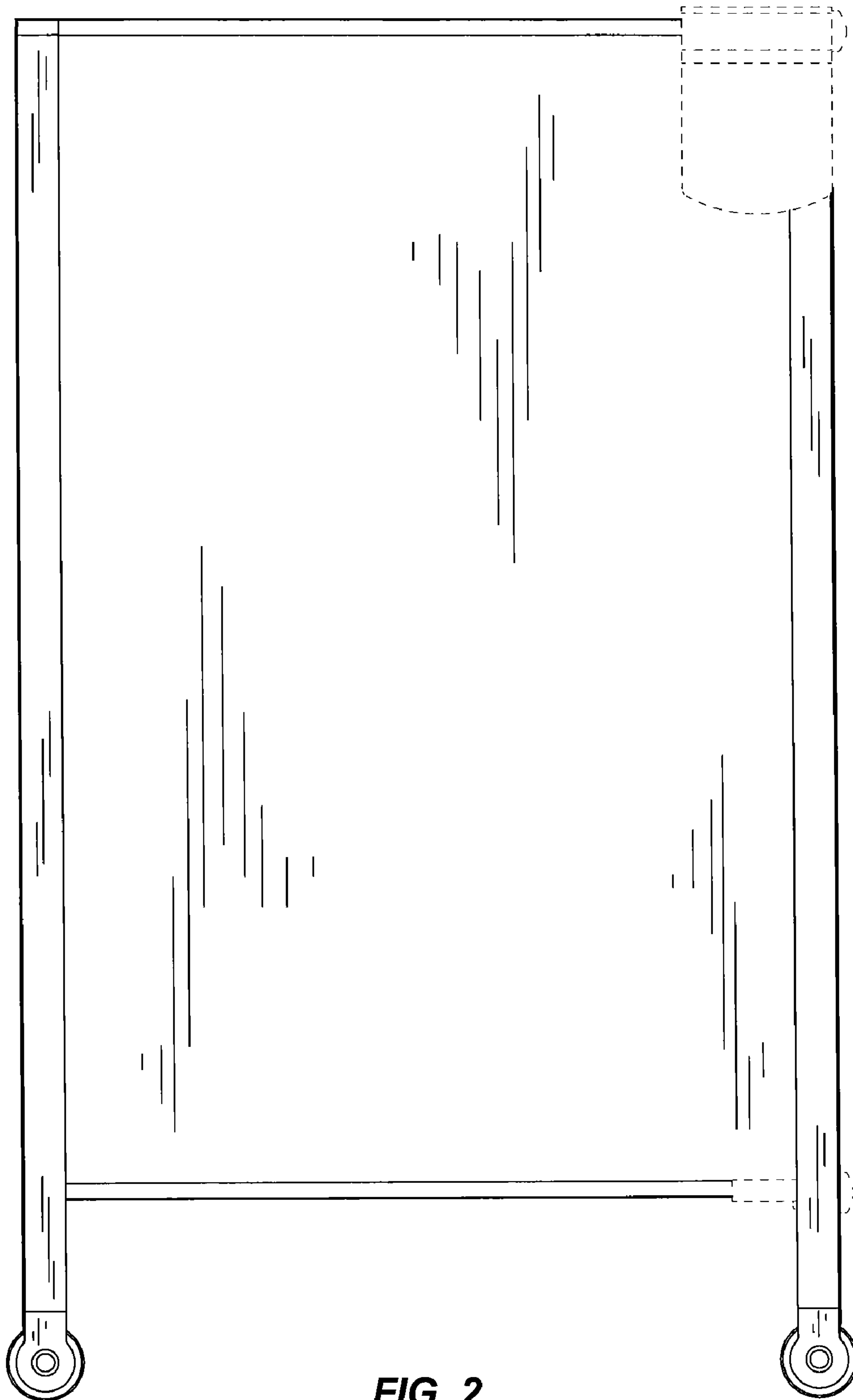
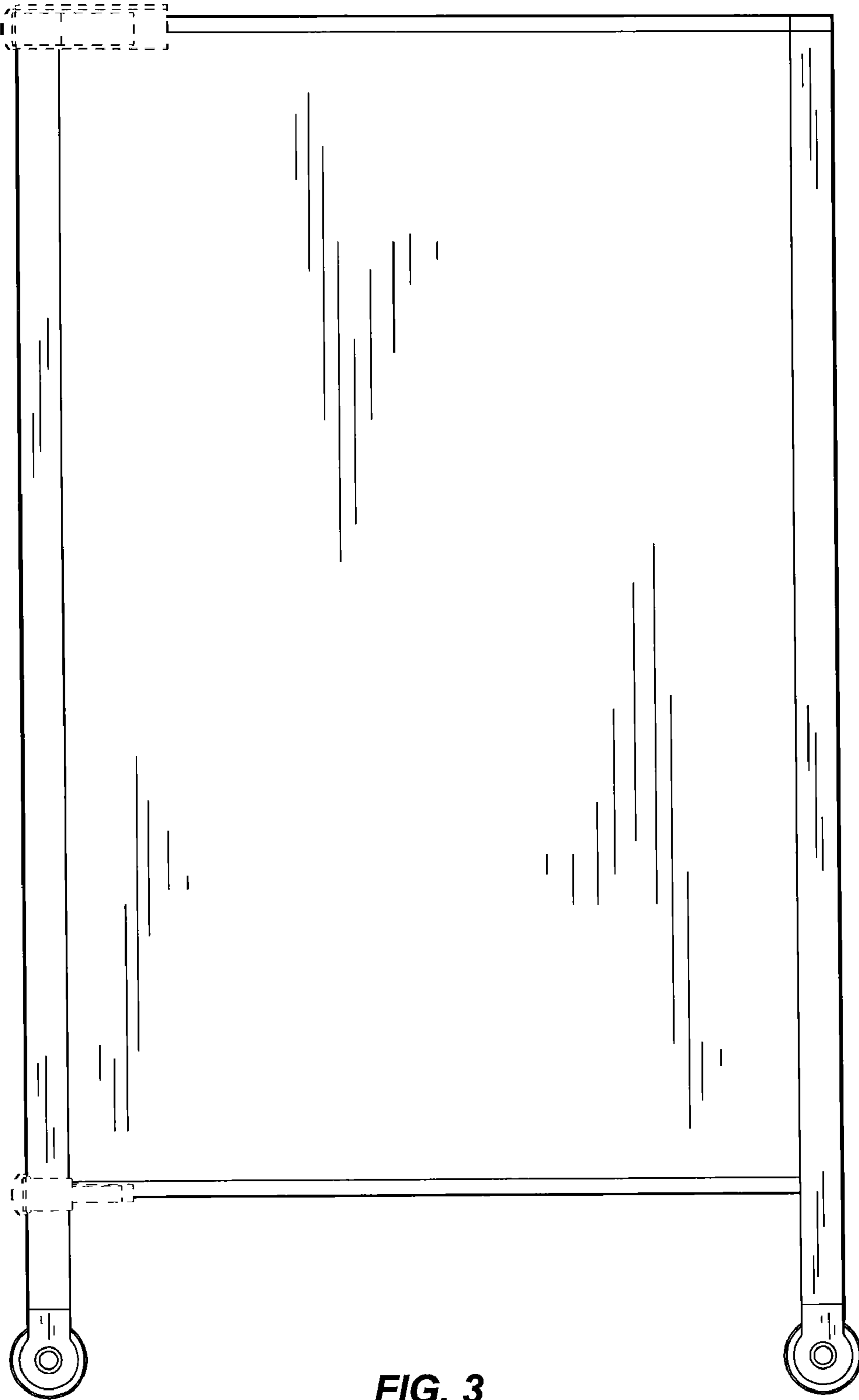


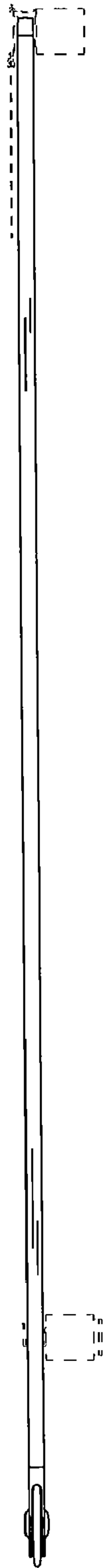
FIG. 1



**FIG. 2**



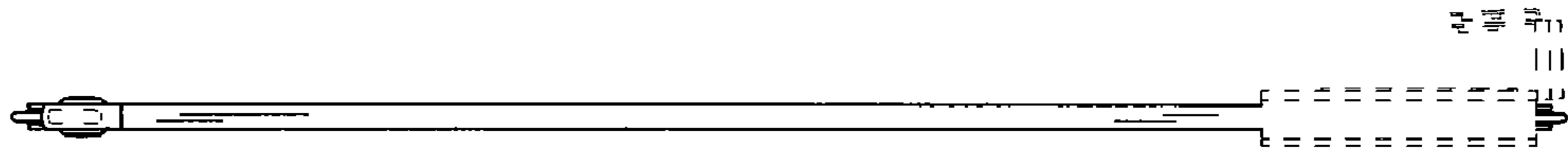
**FIG. 3**



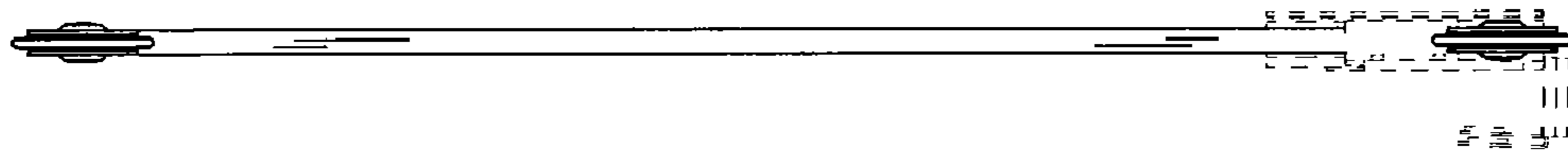
**FIG. 4**



**FIG. 5**



**FIG. 6**



**FIG. 7**