

US00D590601S

(12) **United States Design Patent**
Schrepf

(10) **Patent No.:** **US D590,601 S**

(45) **Date of Patent:** **** Apr. 21, 2009**

(54) **MASCARA BRUSH**

(75) Inventor: **Volker Schrepf**, East Islip, NY (US)

(73) Assignee: **Alcan Packaging Beauty Services** (FR)

(**) Term: **14 Years**

(21) Appl. No.: **29/324,769**

(22) Filed: **Sep. 19, 2008**

(51) **LOC (9) Cl.** **04-02**

(52) **U.S. Cl.** **D4/128; D4/136**

(58) **Field of Classification Search** D4/128,
D4/133, 136; D28/7, 35, 36; 15/27, 188,
15/DIG. 5; 132/216–218, 223, 226, 237,
132/262, 271, 317, 320

See application file for complete search history.

(56) **References Cited**

U.S. PATENT DOCUMENTS

6,616,366	B1 *	9/2003	Weihrauch	401/286
D581,672	S *	12/2008	Dumler et al.	D4/128
2006/0289027	A1 *	12/2006	Wyatt et al.	132/218
2007/0062551	A1 *	3/2007	De Brouwer et al.	132/218
2008/0219748	A1 *	9/2008	Salciarini	401/129

FOREIGN PATENT DOCUMENTS

DE 29700611 U1 * 3/1997

* cited by examiner

Primary Examiner—Melanie H Tung

Assistant Examiner—Lavone D Tabor

(74) *Attorney, Agent, or Firm*—Banner & Witcoff, Ltd.

(57) **CLAIM**

The ornamental design for a mascara brush, as shown and described.

DESCRIPTION

FIG. 1 is a top left perspective view of a mascara brush showing my new design;

FIG. 2 is a left side elevation view thereof;

FIG. 3 is a front elevation view thereof;

FIG. 4 is a right side elevation view thereof;

FIG. 5 is a rear elevation view thereof;

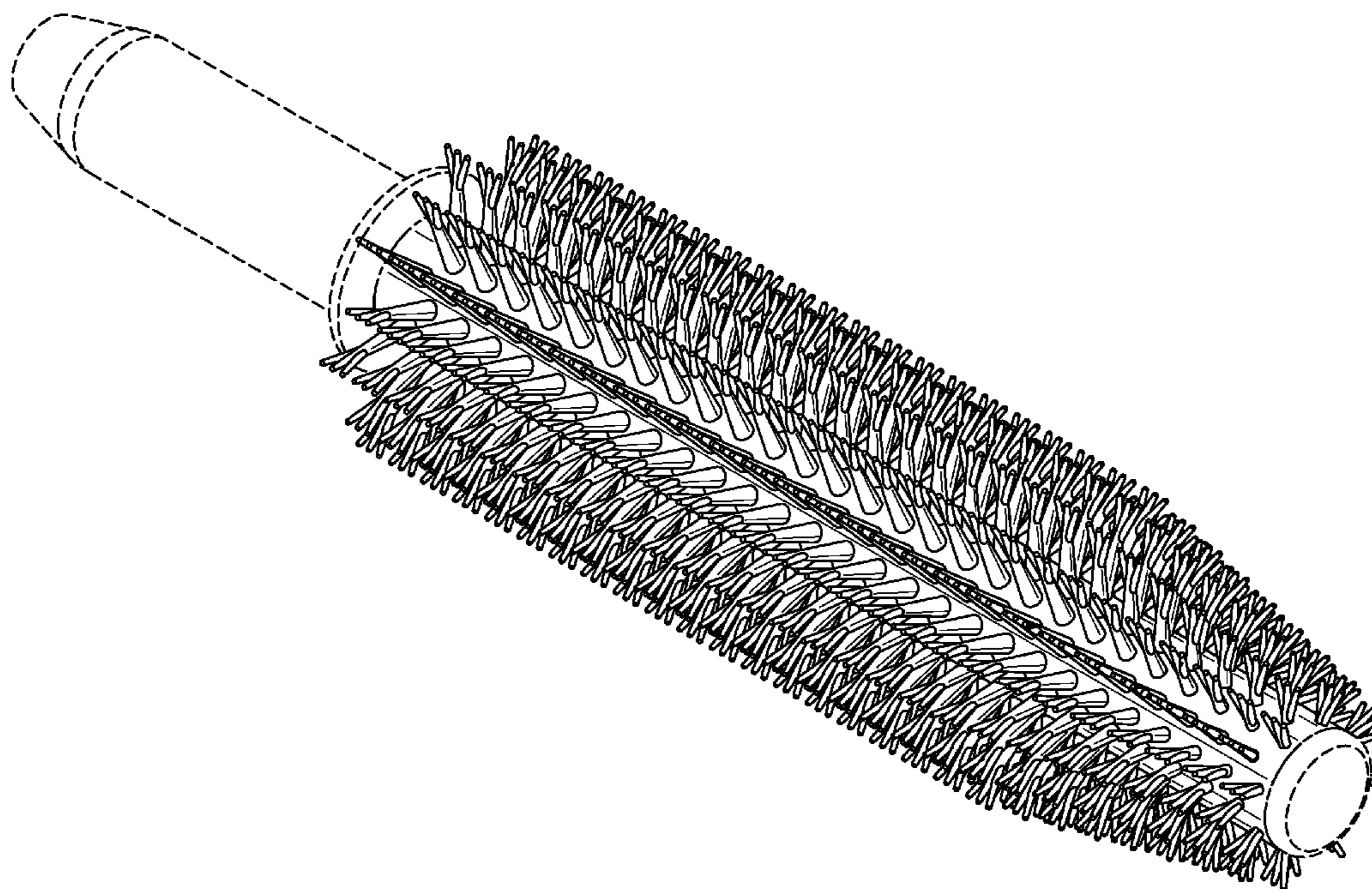
FIG. 6 is a top plan view thereof, enlarged to depict my design more clearly;

FIG. 7 is a bottom plan view thereof, enlarged to depict my design more clearly; and,

FIG. 8 is a cross-section view thereof taken along line 8—8 in FIG. 6.

The dash-dot-dash lines immediately adjacent to the shaded areas of the mascara brush represent unclaimed boundaries of the claimed design. The dot-dot lines showing the remainder of the mascara brush are for illustrative purposes only and form no part of the claimed design. The numbered arrows in FIG. 6 are for reference purposes only and form no part of the claimed design.

1 Claim, 5 Drawing Sheets



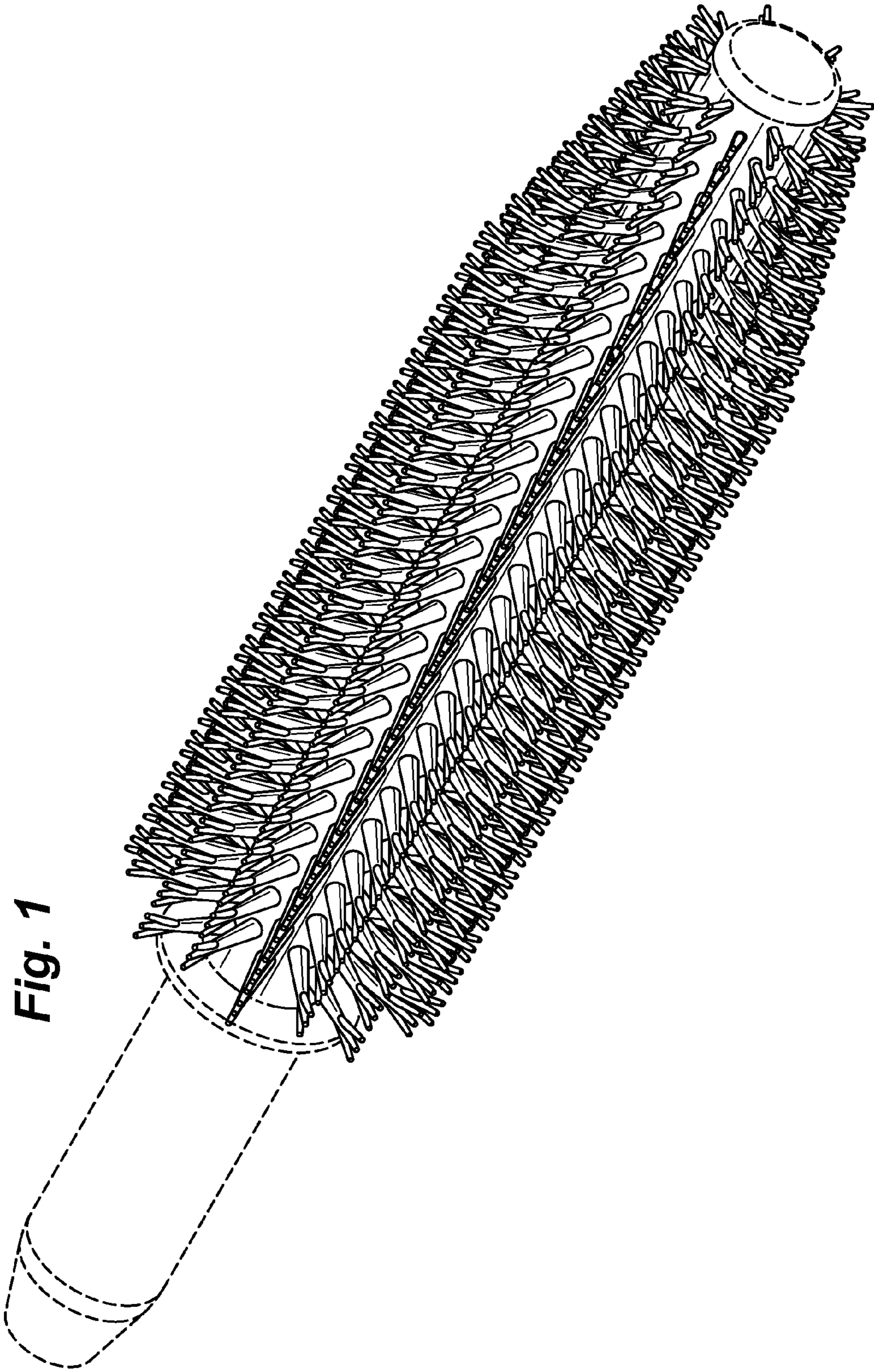


Fig. 2




Fig. 3




Fig. 4




Fig. 5




Fig. 6




Fig. 7

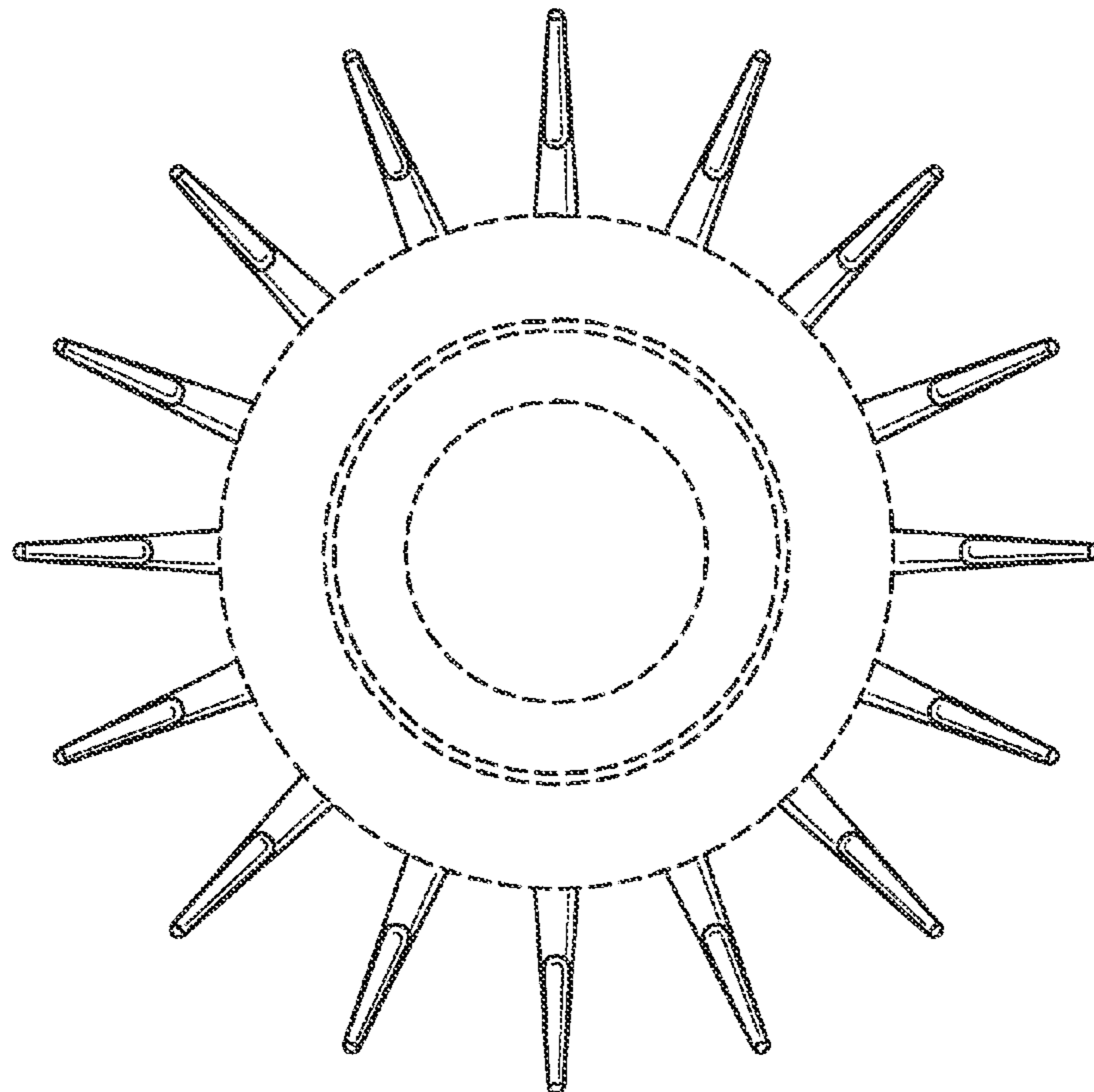


Fig. 8

