



US00D590578S

(12) **United States Design Patent**
Hill

(10) **Patent No.:** **US D590,578 S**

(45) **Date of Patent:** **** Apr. 21, 2009**

(54) **ATHLETIC SHOE**

(76) **Inventor:** **Calvin E. Hill**, 406 Chapman St.,
Andalusia, AL (US) 36420

(**) **Term:** **14 Years**

(21) **Appl. No.:** **29/306,515**

(22) **Filed:** **Apr. 10, 2008**

(51) **LOC (9) Cl.** **02-04**

(52) **U.S. Cl.** **D2/898; D2/953**

(58) **Field of Classification Search** D2/896-900,
D2/902, 907, 908, 919, 920, 923, 943, 947,
D2/948, 951, 953, 960, 969; 36/83, 84, 88,
36/93, 112-114, 3 A, 3 B, 10, 25 R, 36, 32 A,
36/45

See application file for complete search history.

(56) **References Cited**

U.S. PATENT DOCUMENTS

D123,898 S *	12/1940	Tousley	D2/953
D158,520 S *	5/1950	Scoville, Jr.	D2/898
D165,014 S *	10/1951	Leslie	D2/898
D211,556 S *	7/1968	Sherman	D2/898
D217,533 S *	5/1970	Sherman	D2/898
D218,004 S *	7/1970	Sherman	D2/898
D240,973 S *	8/1976	Tesky	D2/898
D240,974 S *	8/1976	Tesky	D2/898
D261,195 S	10/1981	Weiss		
D283,462 S *	4/1986	Whitman	D2/898
D294,765 S *	3/1988	Otto	D2/898
D307,507 S *	5/1990	Del Vecchio et al.	D2/898
D322,881 S *	1/1992	Bushman	D2/953
D352,380 S *	11/1994	Oehring et al.	D2/898
D353,706 S *	12/1994	Telles	D2/898

D356,434 S *	3/1995	Englehart, Jr.	D2/898
D375,613 S *	11/1996	Humphrey	D2/897
D375,828 S	11/1996	DeLangie		
D434,546 S	12/2000	Zelenack		
D434,893 S *	12/2000	Blanco	D2/898
D446,910 S	8/2001	Blanco		
D450,174 S	11/2001	Scotti		
D452,604 S	1/2002	Blanco		
D495,470 S	9/2004	Schellinger		
D517,783 S	3/2006	Godkin		
D522,218 S *	6/2006	Burg	D2/953
D569,584 S *	5/2008	Smith	D2/900
2007/0089320 A1 *	4/2007	Denfeld	36/112

* cited by examiner

Primary Examiner—Stella M Reid

Assistant Examiner—Keli L Hill

(74) *Attorney, Agent, or Firm*—Husch Blackwell Sanders
Welsh & Katz

(57) **CLAIM**

The ornamental design for an athletic shoe, as shown and described.

DESCRIPTION

FIG. 1 is a perspective view of a athletic shoe.

FIG. 2 is a front view of the athletic shoe shown in FIG. 1.

FIG. 3 is a back view of the athletic shoe shown in FIG. 1.

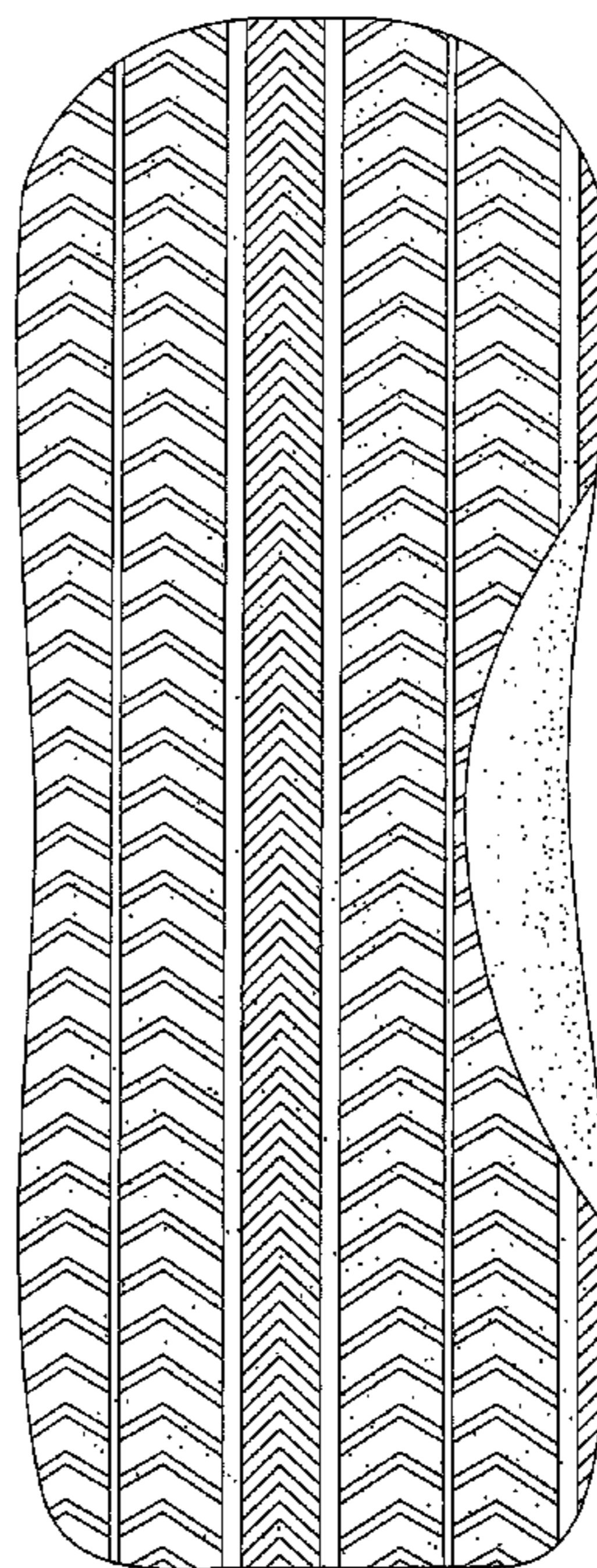
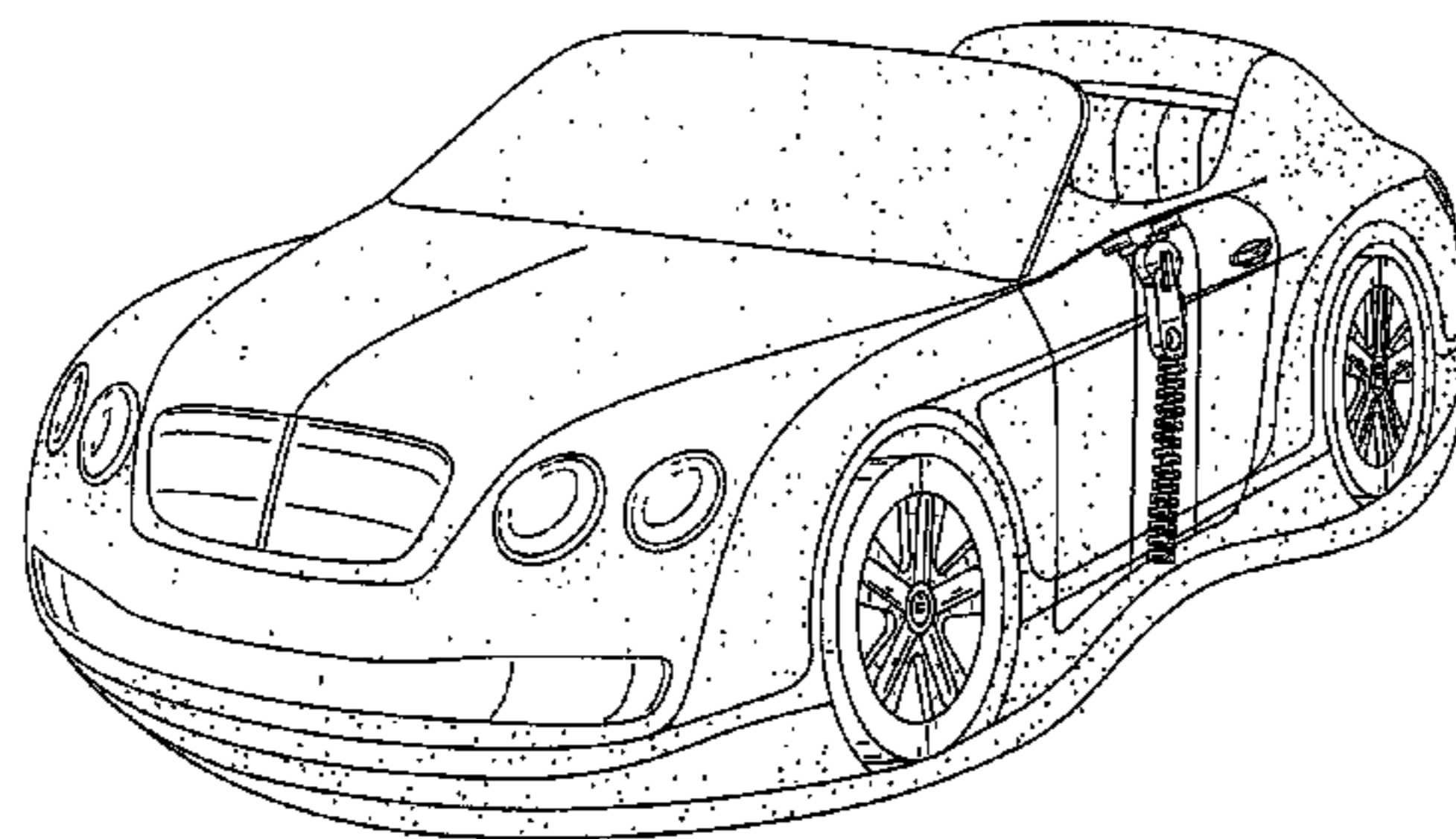
FIG. 4 is a first side view of the athletic shoe shown in FIG. 1.

FIG. 5 is a second side view of the athletic shoe shown in FIG. 1.

FIG. 6 is a top view of the athletic shoe shown in FIG. 1; and,

FIG. 7 is a bottom view of the athletic shoe shown in FIG. 1.

1 Claim, 6 Drawing Sheets



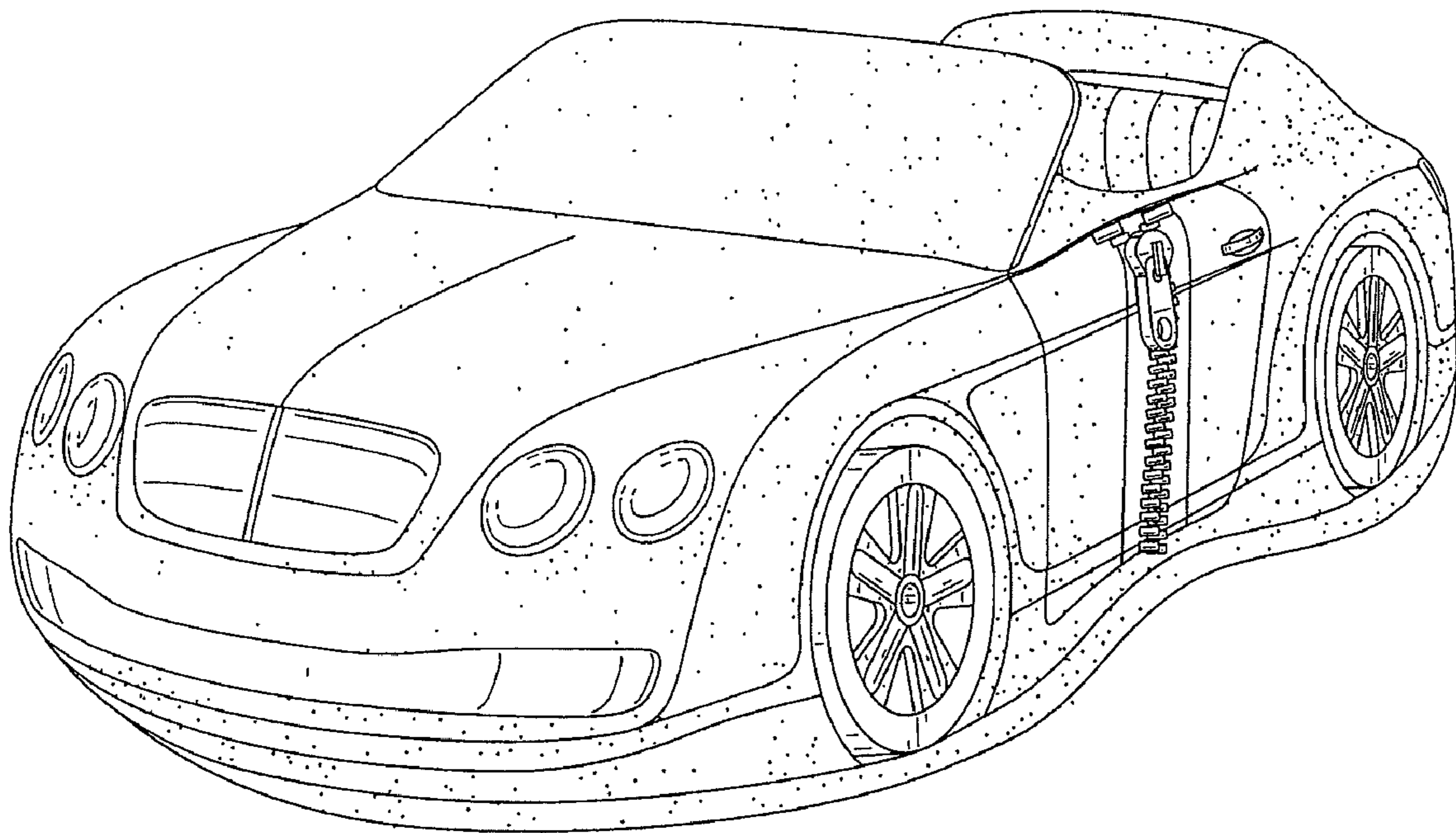


FIG. 1

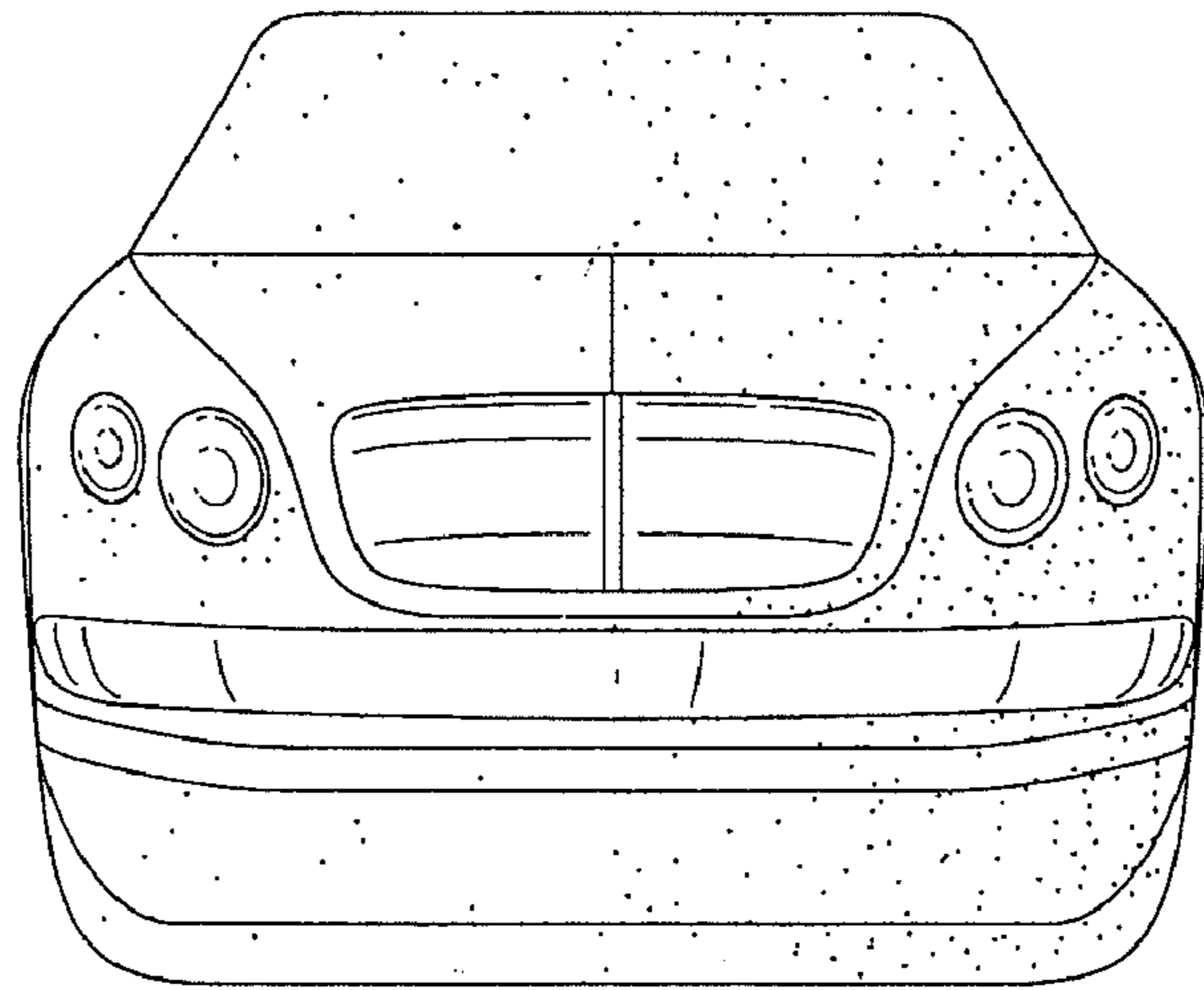


FIG. 2

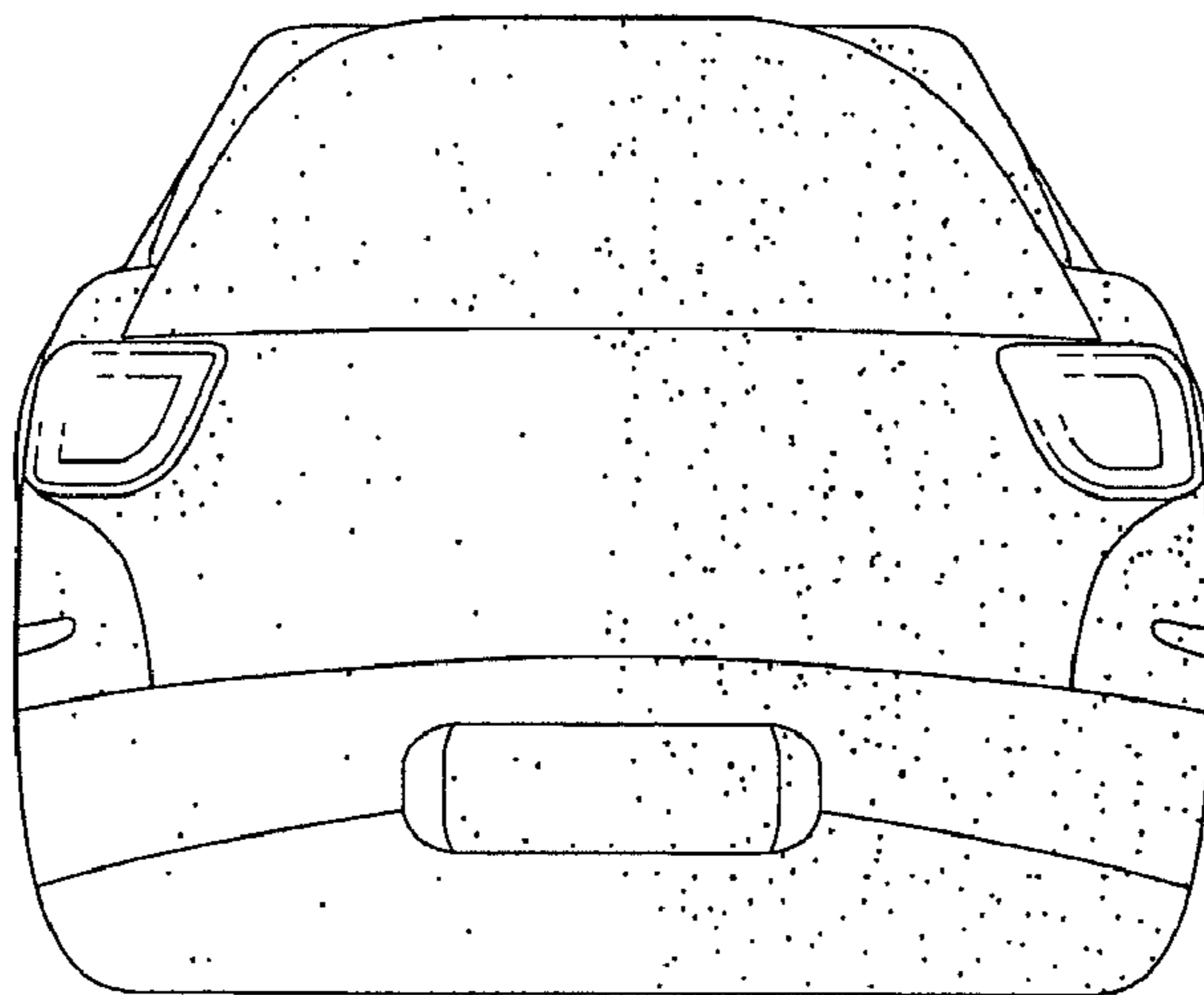


FIG. 3

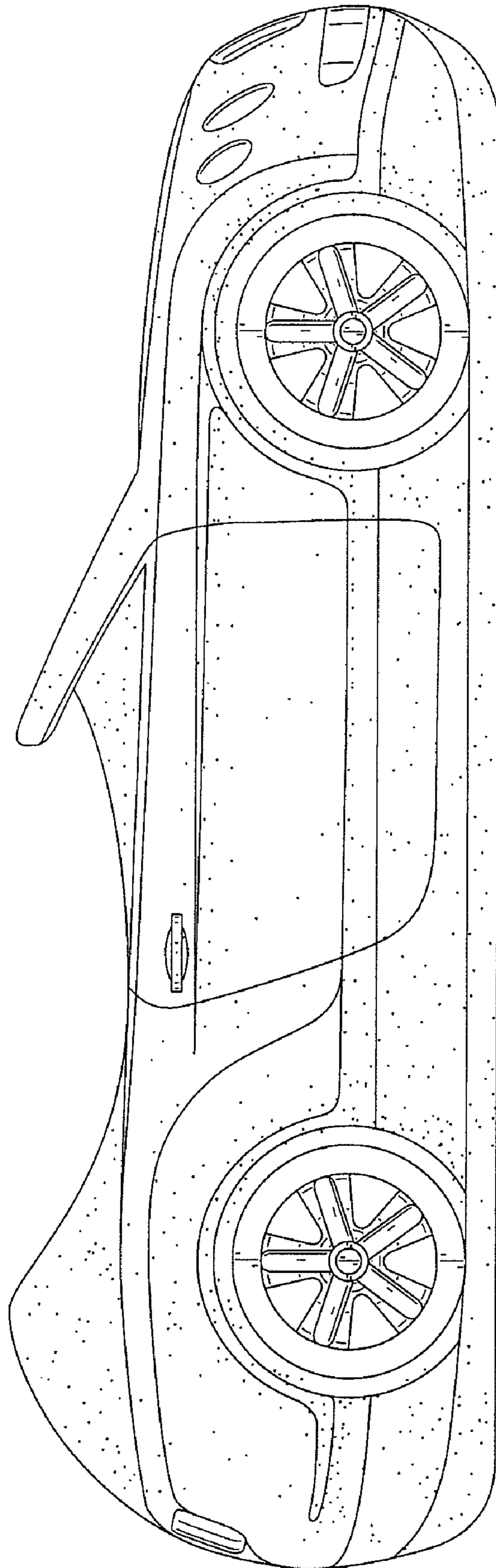


FIG. 4

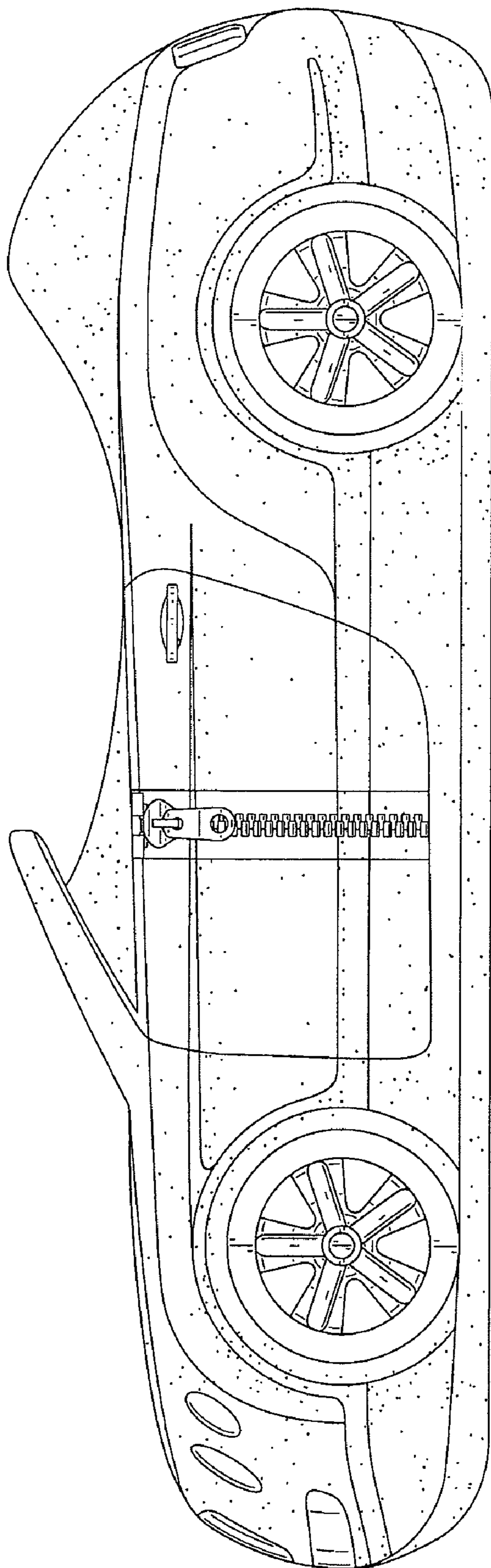


FIG. 5

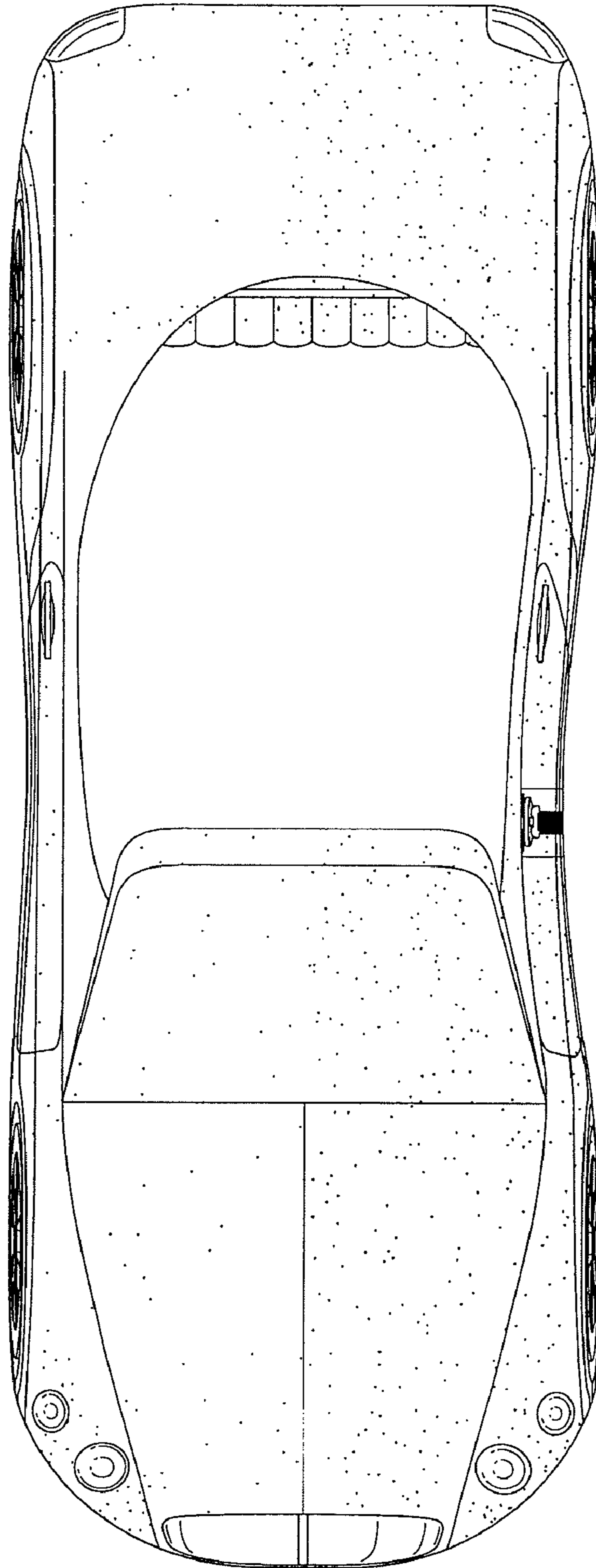


FIG. 6

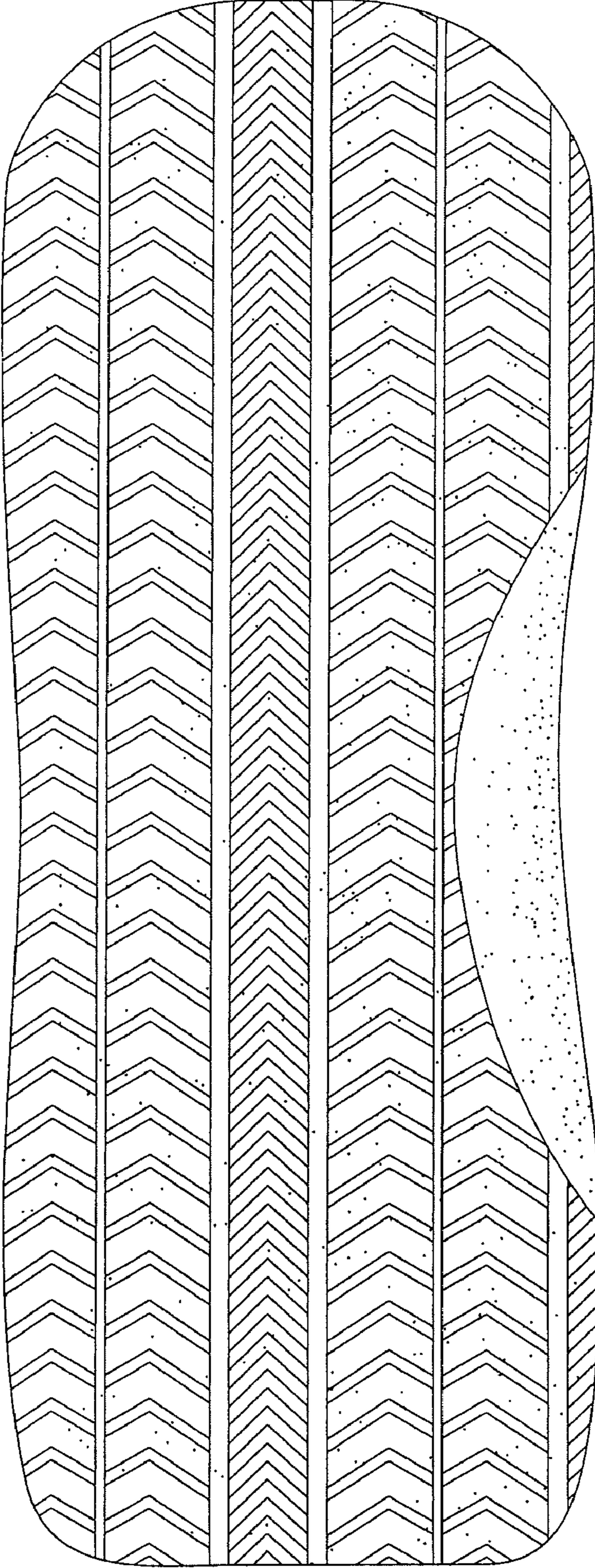


FIG. 7