



US00D590577S

(12) **United States Design Patent**
Bruno

(10) **Patent No.:** **US D590,577 S**

(45) **Date of Patent:** **** Apr. 21, 2009**

(54) **DECORATIVE ATTACHMENT FOR APPAREL**

(76) Inventor: **Mildred D. Bruno**, 11397 Old Harbour Rd., North Palm Beach, FL (US) 33408

(**) Term: **14 Years**

(21) Appl. No.: **29/261,697**

(22) Filed: **Jun. 19, 2006**

(51) **LOC (9) Cl.** **02-02**

(52) **U.S. Cl.** **D2/853; D2/999**

(58) **Field of Classification Search** D2/853, D2/999; D11/200, 222, 223, 238, 1, 40, D11/67, 70, 115, 130, 139; 24/5, 3.1, 3.7, 24/3.9, 66.9, 563, 545, 30.5 S; D8/354, 386, D8/382

See application file for complete search history.

(56) **References Cited**

U.S. PATENT DOCUMENTS

D179,669	S *	2/1957	Williams	D5/65
4,354,282	A	10/1982	Langdon		
4,550,679	A	11/1985	Pipa et al.		
4,627,110	A	12/1986	Tengs		
4,760,624	A *	8/1988	Fish	24/30.5 S
4,914,789	A *	4/1990	Pedersen	24/30.5 S
5,372,506	A	12/1994	Hambright		
5,381,588	A *	1/1995	Nelson	24/30.5 S
5,511,289	A *	4/1996	Melia	24/66.9
5,552,189	A	9/1996	Shaffer		
D375,888	S *	11/1996	Loitherstein	D8/354
5,715,767	A *	2/1998	Cohen et al.	112/439
5,734,991	A *	4/1998	Schmid	2/69
6,079,224	A *	6/2000	Schehr	63/12
D436,517	S *	1/2001	Barry	D8/354
D442,353	S *	5/2001	Macias	D2/862
D478,407	S	8/2003	Saltzman		
D479,385	S	9/2003	Anderson		

D487,390	S *	3/2004	Tanaka et al.	D8/354
D488,371	S *	4/2004	Shaljian	D8/354
D490,216	S *	5/2004	Powell	D2/853
D491,795	S *	6/2004	Brass et al.	D8/382
6,857,935	B1 *	2/2005	Dohan	450/81
6,878,171	B1 *	4/2005	Ball	8/446
D513,471	S *	1/2006	Sato et al.	D8/382
D563,213	S *	3/2008	Sato et al.	D8/382
2003/0121585	A1 *	7/2003	Kukoff	156/63

OTHER PUBLICATIONS

"t-shirt clip 80s.pdf", google image search retrieved from <http://images.google.com/imgres?imgurl=http://www.fu...um%3D1%26h%3Den%26rtz%3D1T4GGLD_en_US261%26sa%3DN12/6/2008>. Retrieved on Dec. 6, 2008.*

* cited by examiner

Primary Examiner—Ian Simmons

Assistant Examiner—Anna J Burmeister

(74) *Attorney, Agent, or Firm*—Robert C. Montgomery

(57) **CLAIM**

The ornamental design for a decorative attachment for apparel, as shown and described.

DESCRIPTION

FIG. 1 is a perspective view of a decorative attachment for apparel, showing my new design;

FIG. 2 is a top plan view thereof;


FIG. 3 is a side elevational view thereof; and,

FIG. 4 is a front elevational view thereof.

The dashed lines featured in FIGS. 1 and 4 represent a perforated line.

The broken lines shown in the drawings are for illustrative purposes only and form no part of the claimed design.

1 Claim, 2 Drawing Sheets






FIG. 1

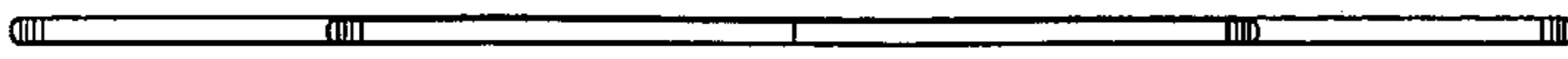


FIG. 2




FIG. 4



FIG. 3