



US00D590557S

(12) **United States Design Patent**
Sobo

(10) **Patent No.:** **US D590,557 S**
(45) **Date of Patent:** **** Apr. 14, 2009**

(54) **EYEGGLASS CLEANER**

(76) Inventor: **Michael D. Sobo**, 200 White Plains Rd.,
Tarrytown, NY (US) 10591

(**) Term: **14 Years**

(21) Appl. No.: **29/289,423**

(22) Filed: **Jul. 20, 2007**

(51) **LOC (9) Cl.** **04-01**

(52) **U.S. Cl.** **D32/44; D32/40**

(58) **Field of Classification Search** D32/1,
D32/35, 40, 44; D4/119-120; 401/10, 206;
15/4, 214, 1.52, 22.1-22.2, 24, 29, 104.94,
15/97.1, 10

See application file for complete search history.

(56) **References Cited**

U.S. PATENT DOCUMENTS

2,055,314	A *	9/1936	Seburger	401/10
2,908,923	A *	10/1959	Schlechter	401/10
3,643,279	A *	2/1972	De Bruhl	15/104.94
4,347,010	A *	8/1982	Petkoff	401/10
4,434,520	A *	3/1984	Caniglia	15/214
D293,980	S *	2/1988	Bilbrey et al.	D4/120

5,222,268	A *	6/1993	Snodgrass	15/29
5,988,970	A *	11/1999	Holtom	414/408
D475,166	S *	5/2003	Koo	D32/35

* cited by examiner

Primary Examiner—Pamela J Burgess

(74) *Attorney, Agent, or Firm*—Myron Amer P.C.

(57) **CLAIM**

The ornamental design for an eyeglass cleaner, as shown and described.

DESCRIPTION

FIG. 1 is a front perspective view of an eyeglass cleaner showing my new design, the broken line showing of a partial eyeglass is for illustrative purposes only and forms no part of the claimed design;

FIG. 2 is a left side elevational view, the right side elevational view being a mirror image thereof;

FIG. 3 is a front end elevational view;

FIG. 4 is a top view, the bottom view being a mirror image thereof; and,

FIG. 5 is a rear end elevational view.

1 Claim, 1 Drawing Sheet

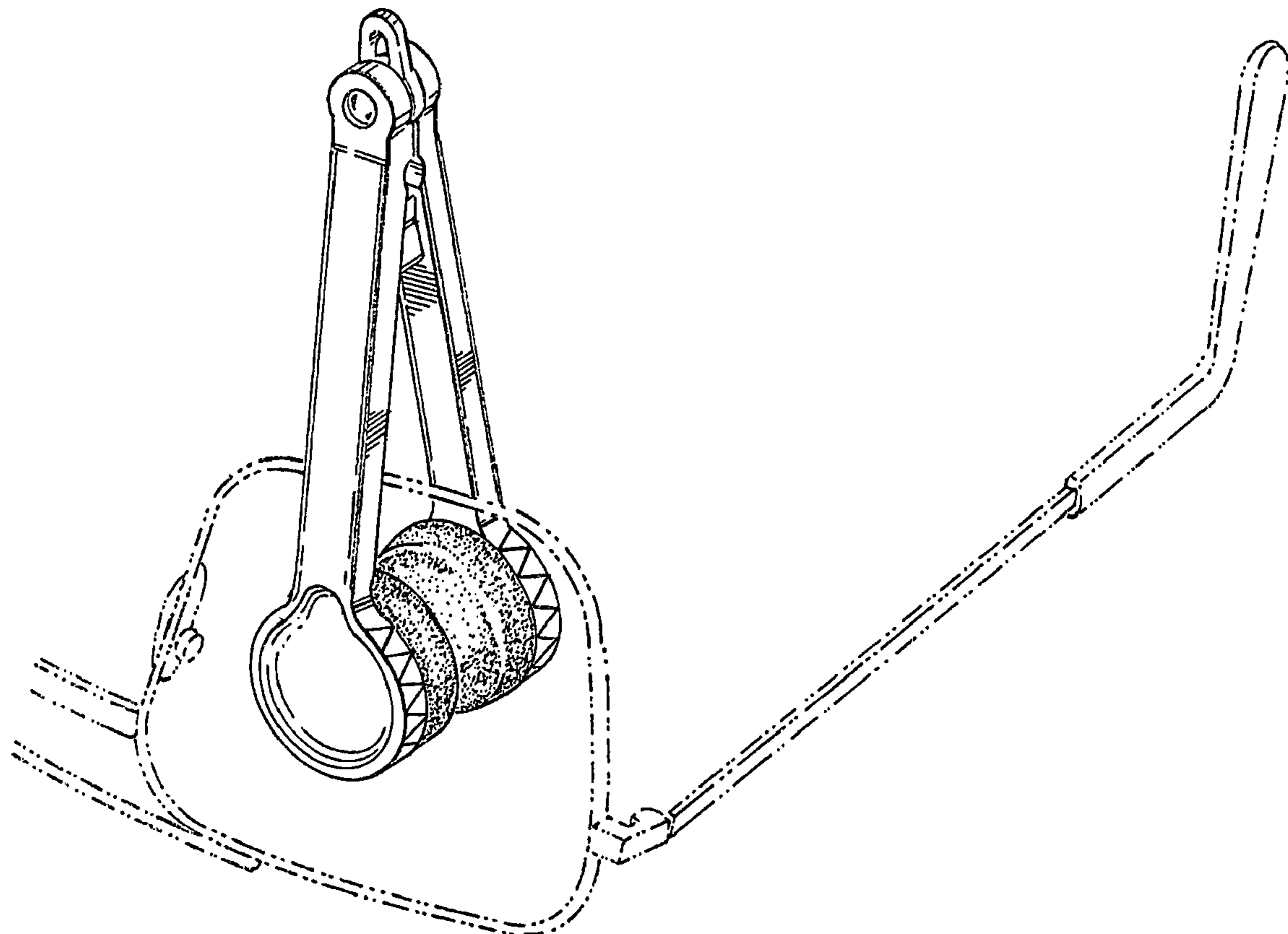


Fig. 1

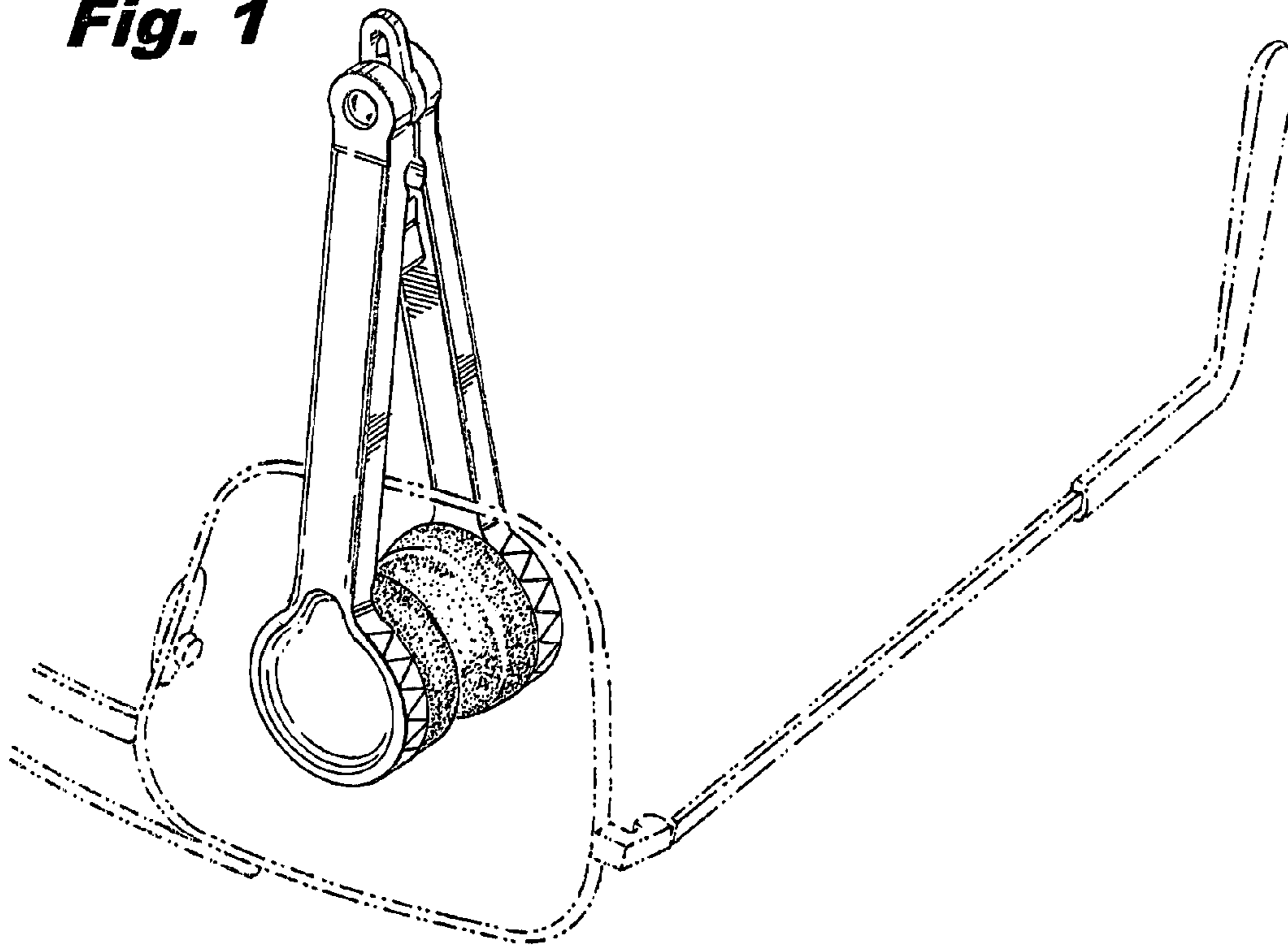


Fig. 2

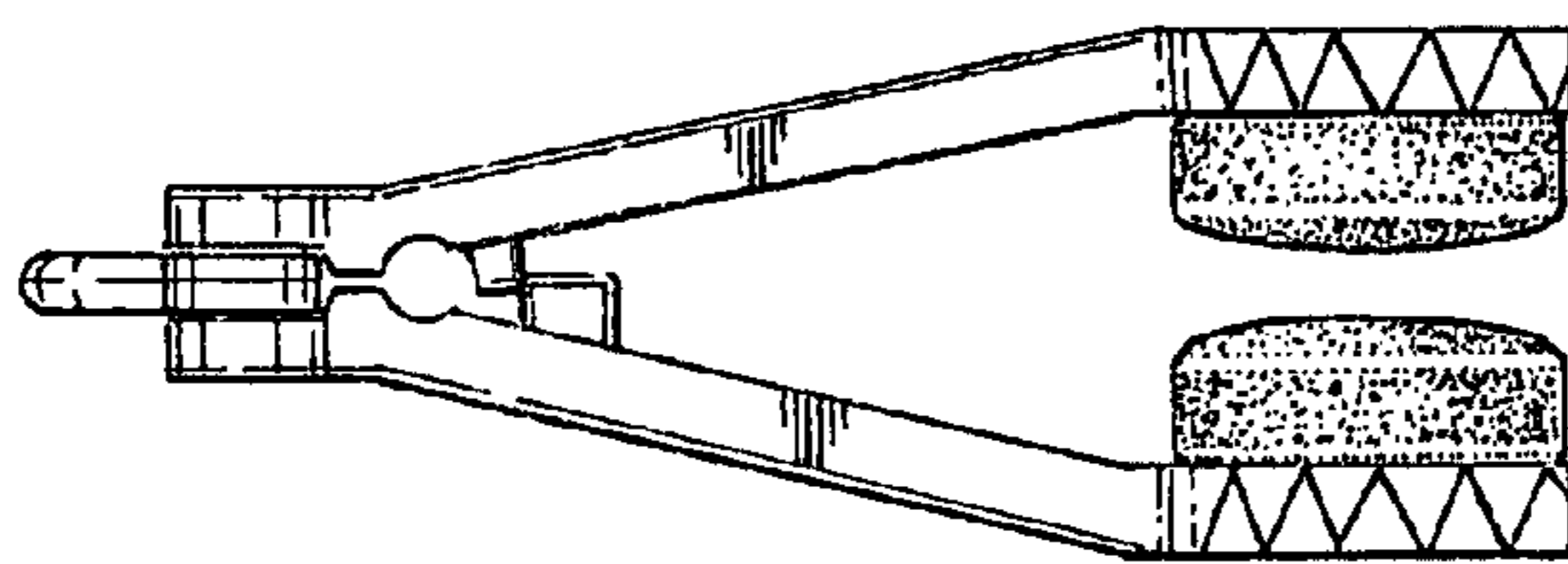


Fig. 3

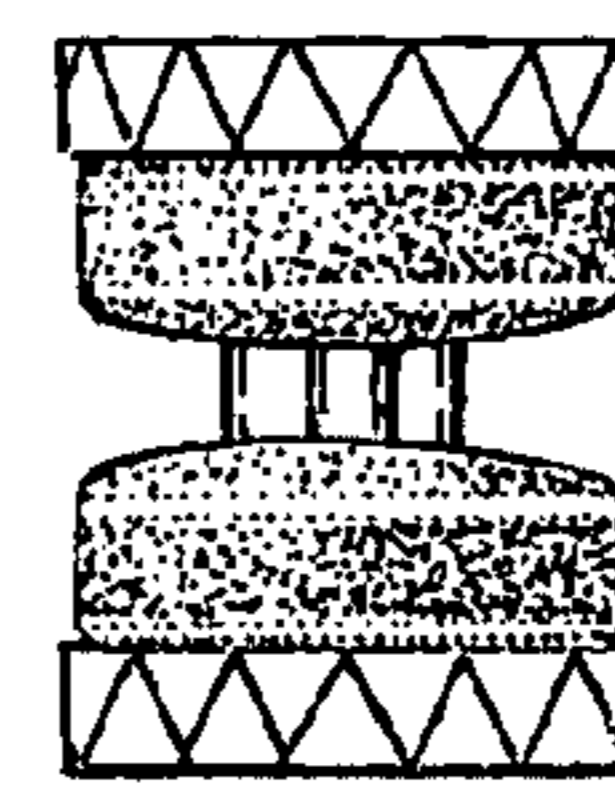


Fig. 4

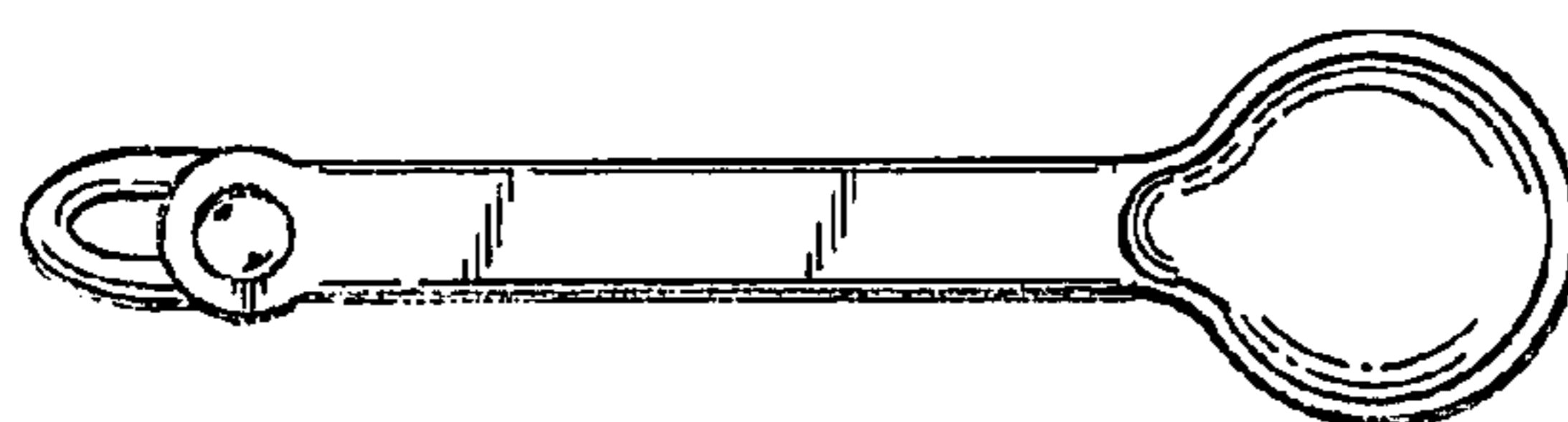


Fig. 5

