



US00D590556S

(12) **United States Design Patent**
Wada et al.

(10) **Patent No.:** **US D590,556 S**
(45) **Date of Patent:** **** Apr. 14, 2009**

(54) **WIPING CLOTH USED FOR MOP**
(75) Inventors: **Minoru Wada**, Tochigi (JP); **Keima Takabayashi**, Tochigi (JP); **Chiharu Omori**, Tochigi (JP)

1,375,102 A 4/1921 Masser
1,416,480 A 5/1922 Leatherman
1,637,595 A 8/1927 Sturgis
1,943,365 A * 1/1934 Borden 15/244.4
2,151,425 A 3/1939 Gregory

(73) Assignee: **Kao Corporation**, Tokyo (JP)

(Continued)

(**) Term: **14 Years**

FOREIGN PATENT DOCUMENTS

(21) Appl. No.: **29/319,845**

JP 48-30851 A 9/1973

(22) Filed: **Jun. 16, 2008**

(Continued)

Related U.S. Application Data

Primary Examiner—Cathron C Brooks
Assistant Examiner—Karen E Kearney
(74) *Attorney, Agent, or Firm*—Birch, Stewart, Kolasch & Birch, LLP

(63) Continuation of application No. 29/270,555, filed on Dec. 28, 2006, now abandoned.

(30) **Foreign Application Priority Data**

Jun. 30, 2006 (JP) 2006-17189
Jun. 30, 2006 (JP) 2006-17190

(57) **CLAIM**

The ornamental design for a wiping cloth used for mop, as shown and described.

(51) **LOC (9) Cl.** **04-01**

(52) **U.S. Cl.** **D32/40**

(58) **Field of Classification Search** D4/128;
D32/35, 40, 42, 50-1; 15/143.1, 208-9.1,
15/211, 233-5, 106, 146-7.1, 164
See application file for complete search history.

DESCRIPTION

FIG. 1 is a front view of a wiping cloth used for mop showing our new design;

FIG. 2 is a rear view thereof;

FIG. 3 is a top view thereof;

FIG. 4 is a bottom view thereof;

FIG. 5 is a left side view thereof;

FIG. 6 is a right side view thereof;

FIG. 7 is a perspective view thereof; and,

FIG. 8 is a perspective view thereof, shown in use with a handle.

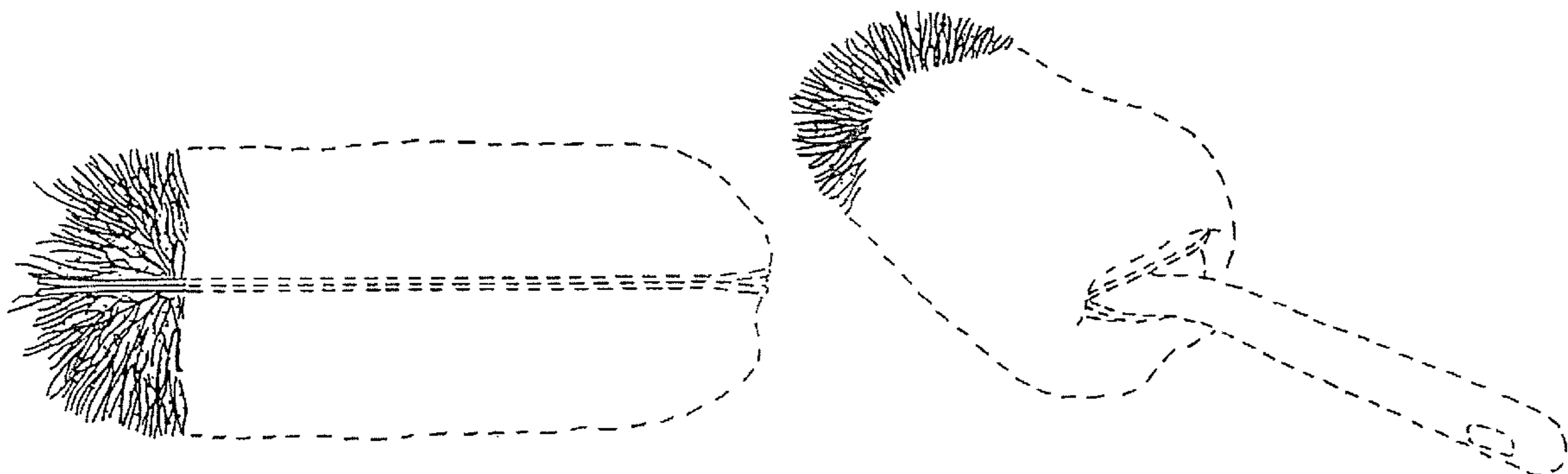
The broken lines showing the remainder of the wiping cloth and the arched slits in FIGS. 1-8 and the handle in FIG. 8 are for the purpose of illustrating unclaimed portions and form no part of the claimed design.

(56) **References Cited**

U.S. PATENT DOCUMENTS

36,600 A * 10/1862 Boeckh 15/211
119,890 A * 10/1871 Smith 15/211
D333,650 S 1/1886 Mason
534,839 A 2/1895 Nelson
597,158 A 1/1898 Willey
810,708 A 1/1906 Brister
954,354 A * 4/1910 Smith 15/234
974,922 A 11/1910 Rose
975,862 A 11/1910 Hatosy
1,358,538 A * 11/1920 Fry et al. 15/235

1 Claim, 4 Drawing Sheets



US D590,556 S

Page 2

U.S. PATENT DOCUMENTS

2,172,479 A 9/1939 McMillen
2,176,095 A * 10/1939 Muckenhirn 15/229.1
D151,623 S 11/1948 Heller
3,066,344 A 12/1962 Borrás et al.
D226,886 S 5/1973 Codina
D294,073 S 2/1988 Lin et al.
D304,106 S * 10/1989 Dobson et al. D32/40
D320,878 S 10/1991 Linder
D350,029 S 8/1994 Murphy et al.
D353,489 S 12/1994 Hurwitz
D353,940 S 1/1995 Joyner et al.
D364,016 S * 11/1995 Aronson D32/52
D426,069 S * 6/2000 Chen D4/128
D435,948 S 1/2001 Long
D469,231 S * 1/2003 Vosbikian et al. D32/50
D515,319 S 2/2006 Ashley et al.
D530,051 S 10/2006 Treacy
D581,115 S * 11/2008 Zannini D32/35
2002/0148061 A1 10/2002 Tanaka et al.
2004/0034956 A1 2/2004 Tanaka et al.
2005/0005381 A1 1/2005 Tanaka et al.
2006/0230560 A1 10/2006 Sampaio

2006/0282969 A1 12/2006 Yamada
2007/0113365 A1 5/2007 Parkinson

FOREIGN PATENT DOCUMENTS

JP 51-21542 A 6/1976
JP 461574 6/1977
JP 578348 3/1982
JP 57-160457 A 10/1982
JP 724281 10/1987
JP 2-4541 U 1/1990
JP 3-58260 U 6/1991
JP 877507 6/1993
JP 9-135798 A 5/1997
JP 2001-276125 A 10/2001
JP 1145957 7/2002
JP 2002-369783 A 12/2002
JP 2003-265390 A 9/2003
JP 2005-137931 A 6/2005
JP 2005-237975 A 9/2005
JP 2005-261731 A 9/2005
WO WO-02/34101 A1 5/2002
WO WO-2005/099549 A1 10/2004

* cited by examiner

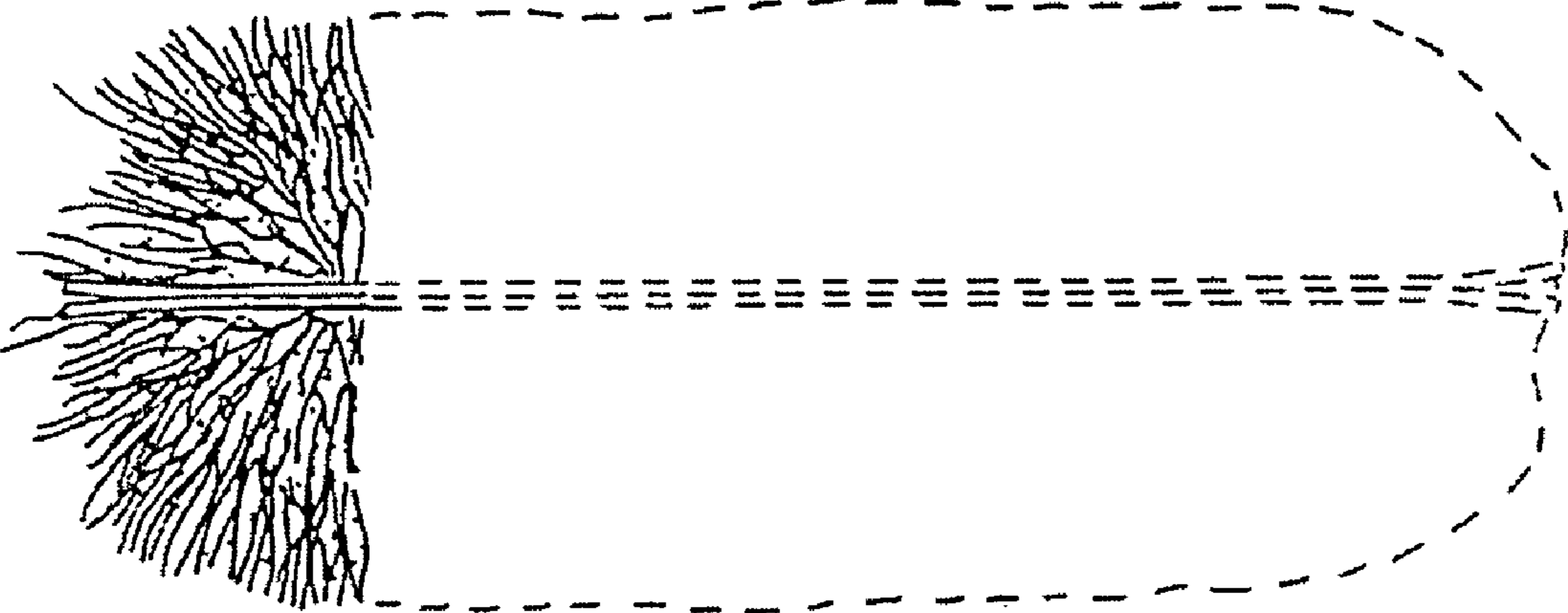


FIG.1




FIG.2



FIG.3



FIG.4

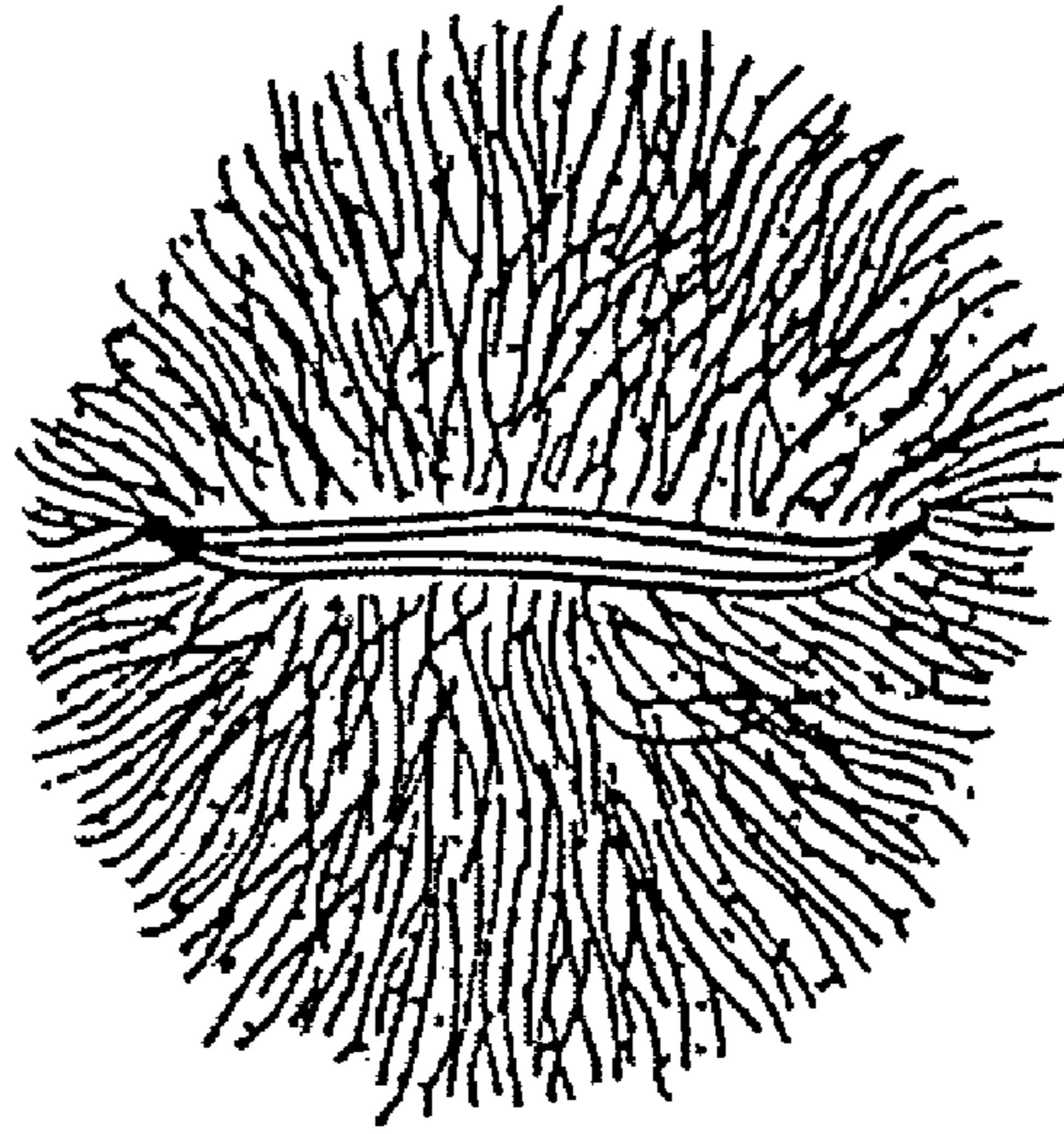


FIG. 5

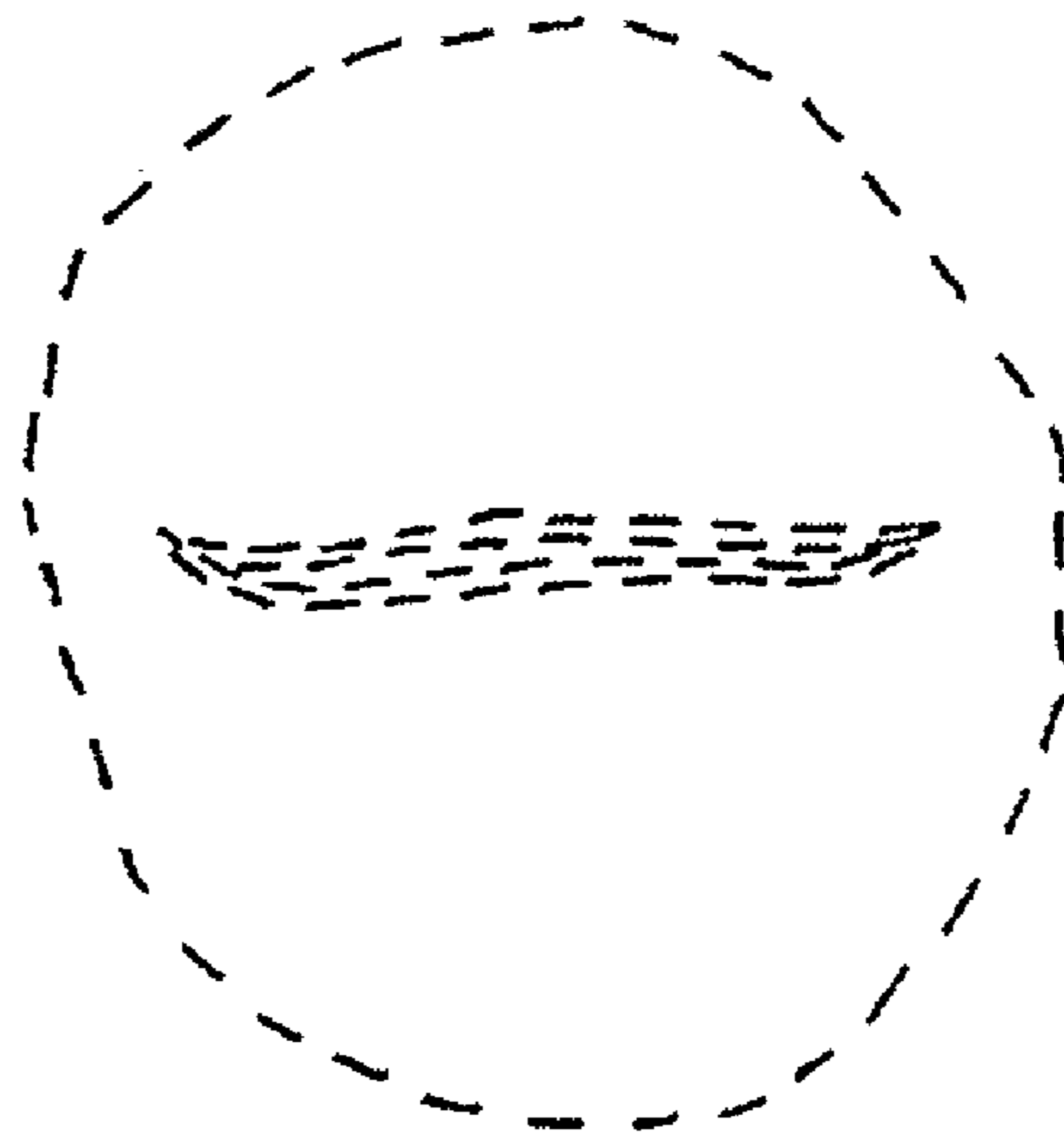


FIG. 6

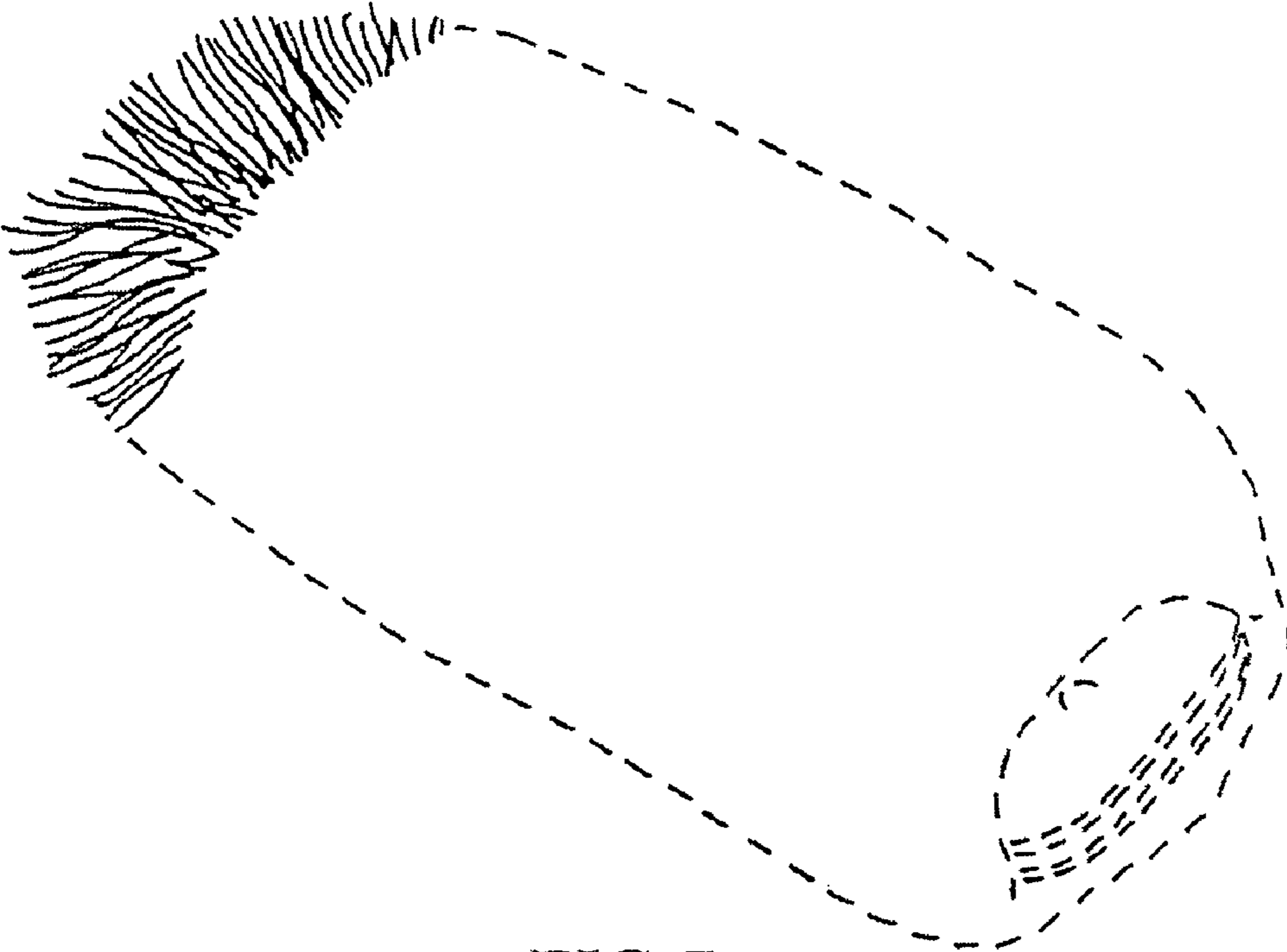


FIG. 7

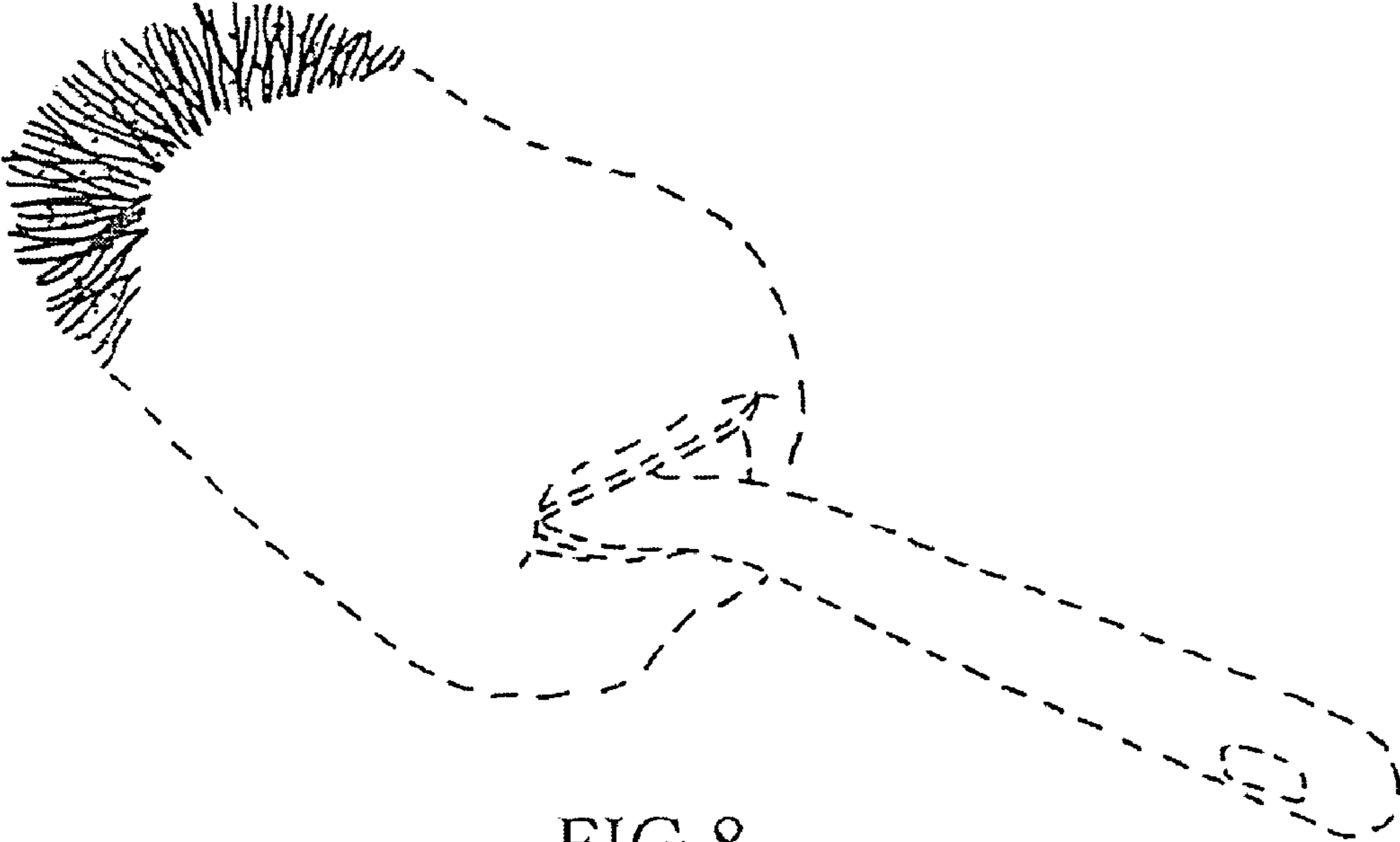


FIG. 8