



US00D590523S

(12) **United States Design Patent**
Takahashi

(10) **Patent No.:** **US D590,523 S**
(45) **Date of Patent:** **** Apr. 14, 2009**

(54) **LIGHT EMITTING DIODE LAMP**

D538,950 S 3/2007 Maxik
D538,953 S * 3/2007 Mama D26/2
D553,267 S * 10/2007 Yuen D26/2

(75) Inventor: **Aiko Takahashi**, Tokyo (JP)

(73) Assignee: **Toshiba Lighting & Technology Corporation**, Tokyo (JP)

FOREIGN PATENT DOCUMENTS

JP D1067173 4/2000

(**) Term: **14 Years**

* cited by examiner

(21) Appl. No.: **29/328,207**

Primary Examiner—Marcus A. Jackson

(22) Filed: **Nov. 20, 2008**

(74) *Attorney, Agent, or Firm*—J.C. Patents

(30) **Foreign Application Priority Data**

May 23, 2008 (JP) 2008-013046

(57) **CLAIM**

The ornamental design for a light emitting diode lamp, as shown.

(51) **LOC (9) Cl.** **26-04**

DESCRIPTION

(52) **U.S. Cl.** **D26/2**

(58) **Field of Classification Search** D26/1-4;
313/313, 315, 317, 318, 493; 315/52, 53,
315/56, 57, 58

FIG. 1 is a perspective view of a light emitting diode lamp showing my new design;

FIG. 2 is a front view thereof;

See application file for complete search history.

FIG. 3 is a rear view thereof;

(56) **References Cited**

U.S. PATENT DOCUMENTS

D508,575 S * 8/2005 Buschmann et al. D26/2
D528,227 S * 9/2006 Chou et al. D26/2
D531,741 S * 11/2006 Takahashi D26/2
D534,665 S * 1/2007 Egawa et al. D26/2


FIG. 4 is a left side view thereof;

FIG. 5 is a right side view thereof;

FIG. 6 is a top view thereof; and,

FIG. 7 is a bottom view thereof.

1 Claim, 4 Drawing Sheets






FIG. 1




FIG. 2




FIG. 3




FIG. 4




FIG. 5




FIG. 6




FIG. 7