

US00D590509S

(12) **United States Design Patent**  
**Costa**

(10) **Patent No.:** **US D590,509 S**  
(45) **Date of Patent:** **\*\* Apr. 14, 2009**

(54) **DISPLAY AND PROCESSING UNIT FOR A MEDICAL SCANNING DEVICE**

D550,364 S \* 9/2007 Glover et al. .... D24/186  
D551,350 S \* 9/2007 Lorimer et al. .... D24/186  
D562,985 S \* 2/2008 Brefka et al. .... D24/186

(75) Inventor: **Glenn Costa**, Joondanna (AU)

\* cited by examiner

(73) Assignee: **Signostics Pty Ltd**, Thebarton, SA (AU)

*Primary Examiner*—T. Chase Nelson

*Assistant Examiner*—Mark Cavanna

(\*\*) Term: **14 Years**

(74) *Attorney, Agent, or Firm*—Craig A. Fieschko, Esq.;  
DeWitt Ross & Stevens S.C.

(21) Appl. No.: **29/322,298**

(22) Filed: **Aug. 1, 2008**

(57) **CLAIM**

(51) **LOC (9) Cl.** ..... **24-02**

The ornamental design display and processing unit for a medical scanning device, as shown and described.

(52) **U.S. Cl.** ..... **D24/186**

(58) **Field of Classification Search** ..... D24/108,  
D24/137–139, 160, 169, 185–187, 200; D10/81;  
600/304, 376, 453, 511, 902; D14/188, 507  
See application file for complete search history.

**DESCRIPTION**

FIG. 1 is a top perspective view of a display and processing unit for a medical scanning device showing my design;

FIG. 2 is a top plan view thereof;

FIG. 3 is a left side elevational view thereof,

FIG. 4 is a bottom plan view thereof;

FIG. 5 is a right side elevational view thereof; and,

FIG. 6 is a front plan view thereof.

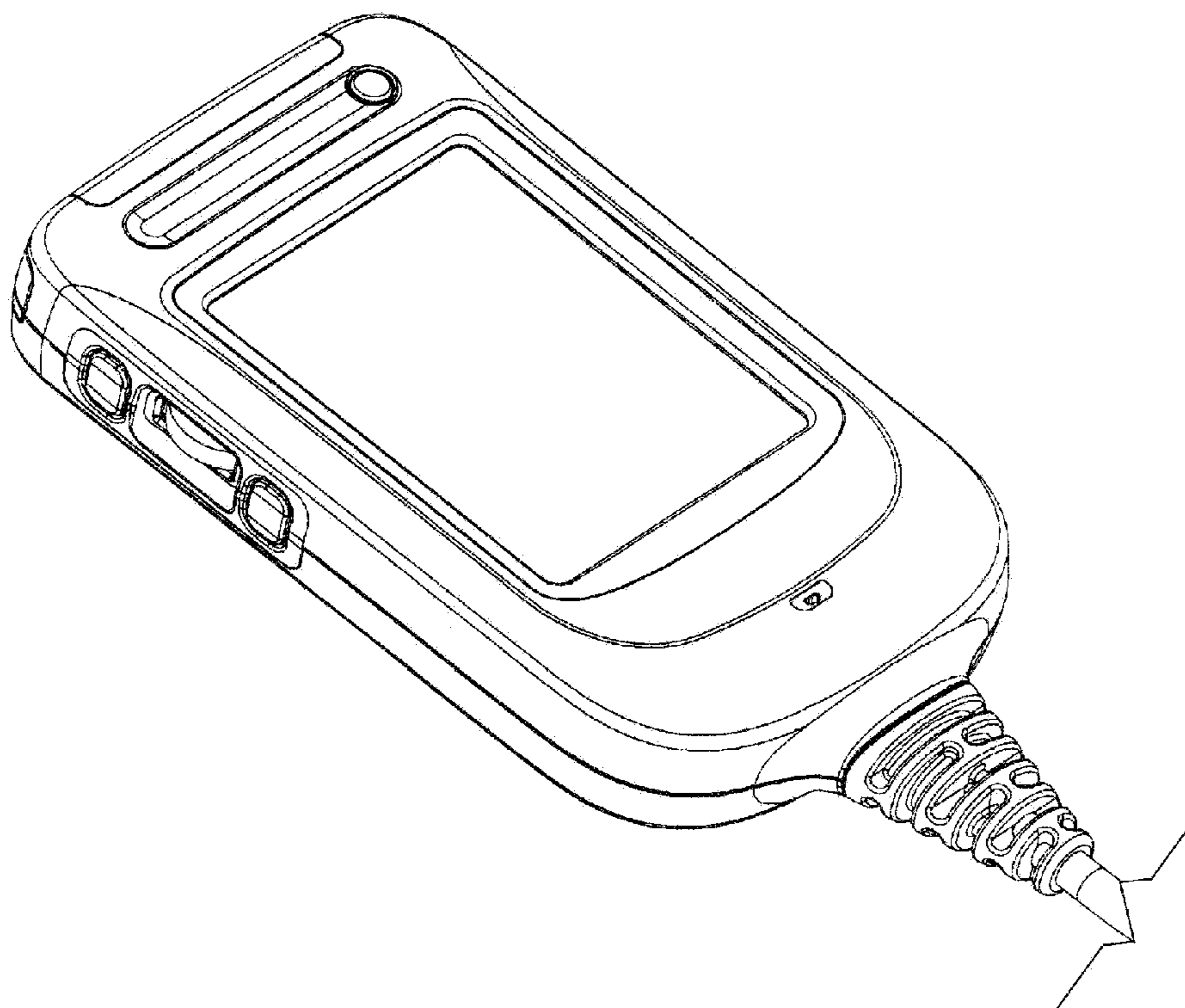
The broken lines are included for the purpose of illustrating portions of the display and processing unit for a medical scanning device that forms no part of the claimed design. The cord is shown broken away in order to indicate that a specific length of the cord forms no part of the claimed design.

(56) **References Cited**

**U.S. PATENT DOCUMENTS**

D375,792 S *	11/1996	Hillman et al. ....	D24/169
D418,919 S *	1/2000	Sanders et al. ....	D24/200
D437,058 S *	1/2001	Gozani .....	D24/186
D452,012 S *	12/2001	Phillips .....	D24/186
D500,361 S *	12/2004	Owens et al. ....	D24/188
D502,655 S *	3/2005	Huang .....	D10/81
D537,164 S *	2/2007	Shigemori et al. ....	D24/138
D545,965 S *	7/2007	Shigemori et al. ....	D24/137
D547,454 S *	7/2007	Hsieh .....	D24/186
D549,830 S *	8/2007	Behar et al. ....	D24/186

**1 Claim, 6 Drawing Sheets**



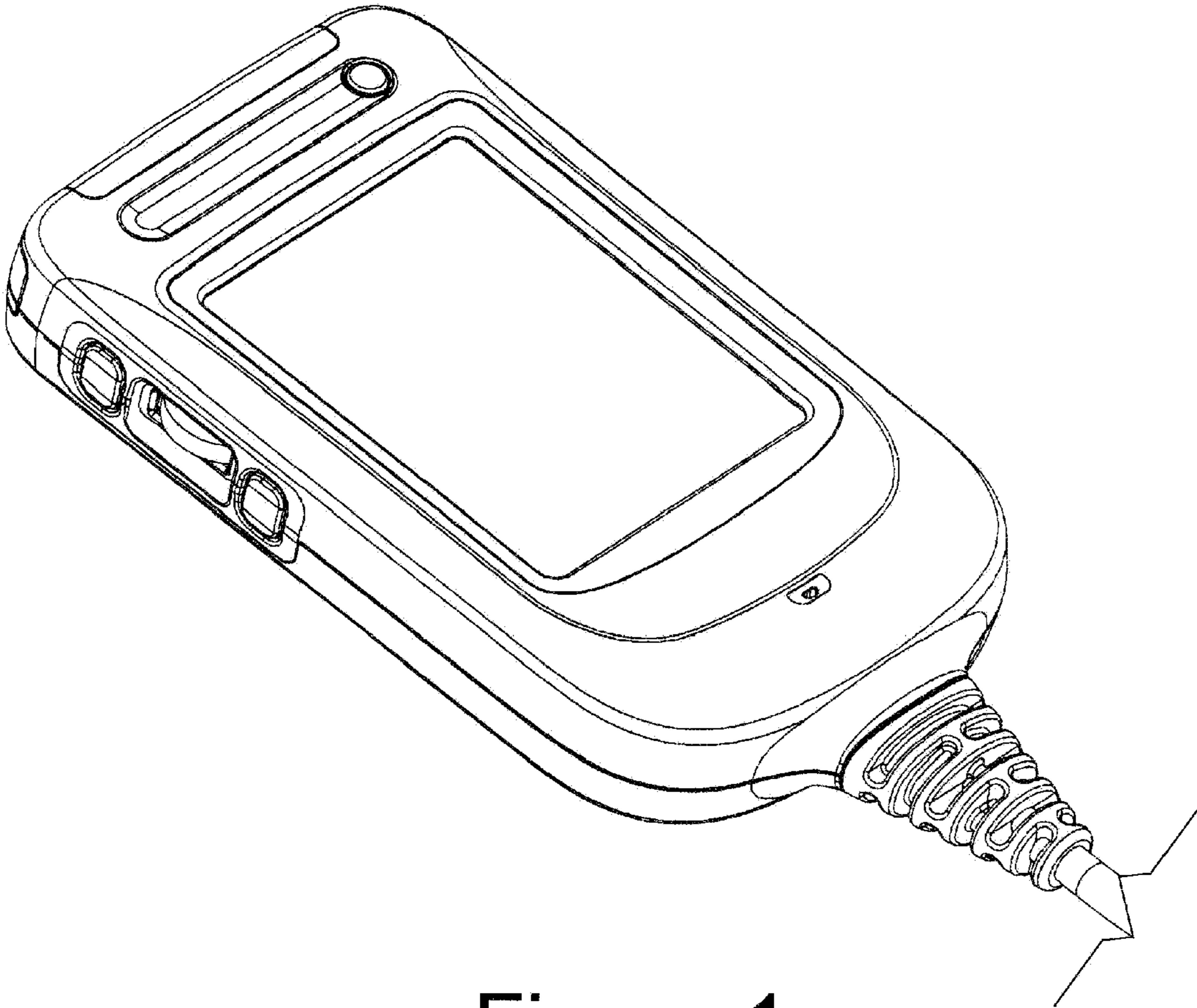


Figure 1

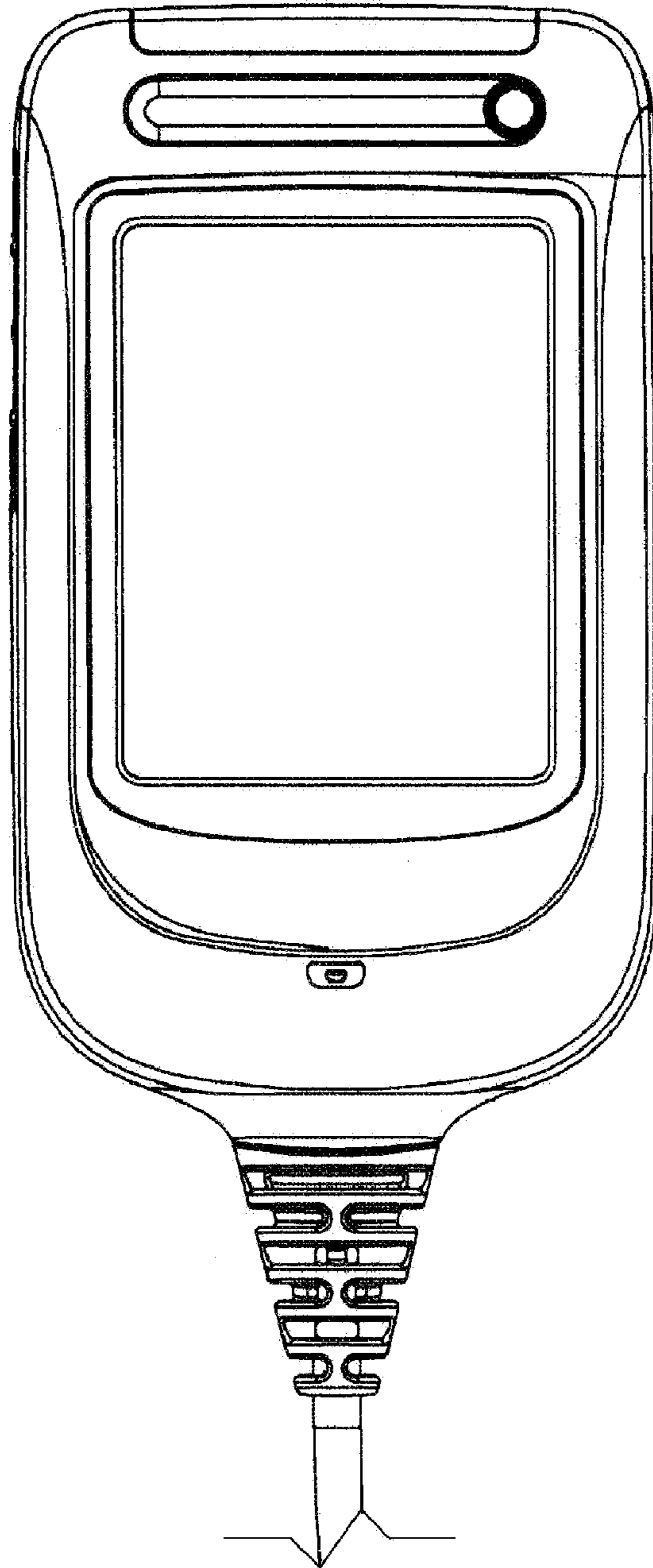


Figure 2




Figure 3

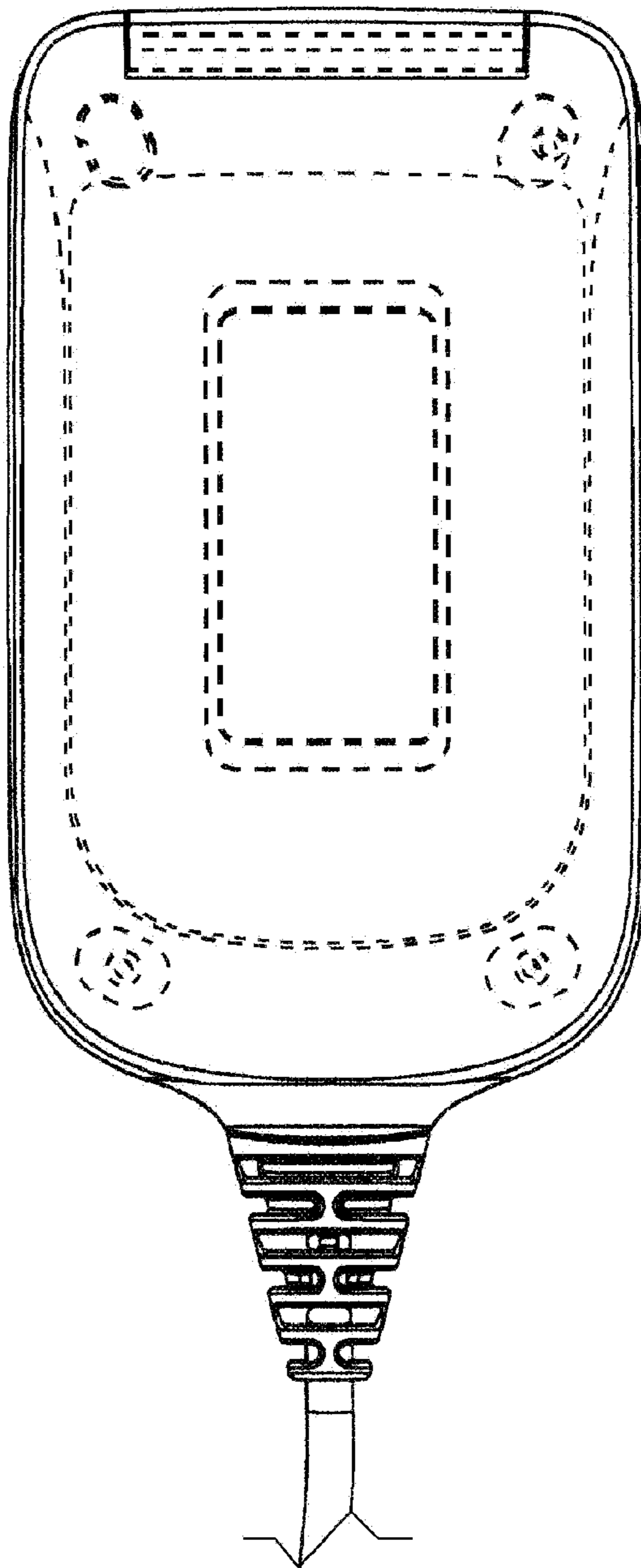


Figure 4





Figure 5



**Figure 6**