

US00D590501S

(12) **United States Design Patent**
McGrath

(10) **Patent No.:** **US D590,501 S**

(45) **Date of Patent:** **** Apr. 14, 2009**

(54) **LARYNGOSCOPE HANDLE**

(75) Inventor: **Matthew J. R. McGrath**, Edinburgh
(GB)

(73) Assignee: **Aircraft Medical Limited**, Edinburgh
(GB)

(**) Term: **14 Years**

(21) Appl. No.: **29/230,841**

(22) Filed: **May 27, 2005**

(30) **Foreign Application Priority Data**

Nov. 30, 2004 (GB) 3019609

(51) **LOC (9) Cl.** **24-02**

(52) **U.S. Cl.** **D24/133**

(58) **Field of Classification Search** D24/133,
D24/137, 138; D8/82, 83, 300-322; 600/120,
600/122, 184-199

See application file for complete search history.

(56) **References Cited**

U.S. PATENT DOCUMENTS

D27,065	S *	5/1897	Scheinkman	D24/133
D185,398	S *	6/1959	Todt et al.	D24/138
4,556,052	A *	12/1985	Muller	600/193
5,003,962	A *	4/1991	Choi	600/190
6,174,281	B1 *	1/2001	Abramowitz	600/196
D462,440	S *	9/2002	Formanek	D24/133

2002/0082478	A1 *	6/2002	McGrath	600/193
2003/0120131	A1 *	6/2003	Pecherer et al.	600/199
2004/0034281	A1 *	2/2004	Cartledge et al.	600/190
2004/0127770	A1 *	7/2004	McGrath	600/193
2005/0240081	A1 *	10/2005	Eliachar	600/199
2007/0093693	A1 *	4/2007	Geist et al.	600/199
2007/0167686	A1 *	7/2007	McGrath	600/188

* cited by examiner

Primary Examiner—Ian Simmons

Assistant Examiner—Carissa C Fitts

(74) *Attorney, Agent, or Firm*—Nixon & Vanderhye, P.C.

(57) **CLAIM**

The ornamental design for a laryngoscope handle, as shown and described.

DESCRIPTION

FIG. 1 is a front elevation view of my design for a laryngoscope handle;

FIG. 2 is a right side view thereof;

FIG. 3 is a back view thereof;

FIG. 4 is a left side view thereof;


FIG. 5 is a bottom view thereof;

FIG. 6 is a top view thereof; and,

FIG. 7 is a perspective view thereof.

The broken line showing is for illustrative purposes only and forms no part of the claimed design.

1 Claim, 6 Drawing Sheets






FIG. 1




FIG. 2




FIG. 3




FIG. 4

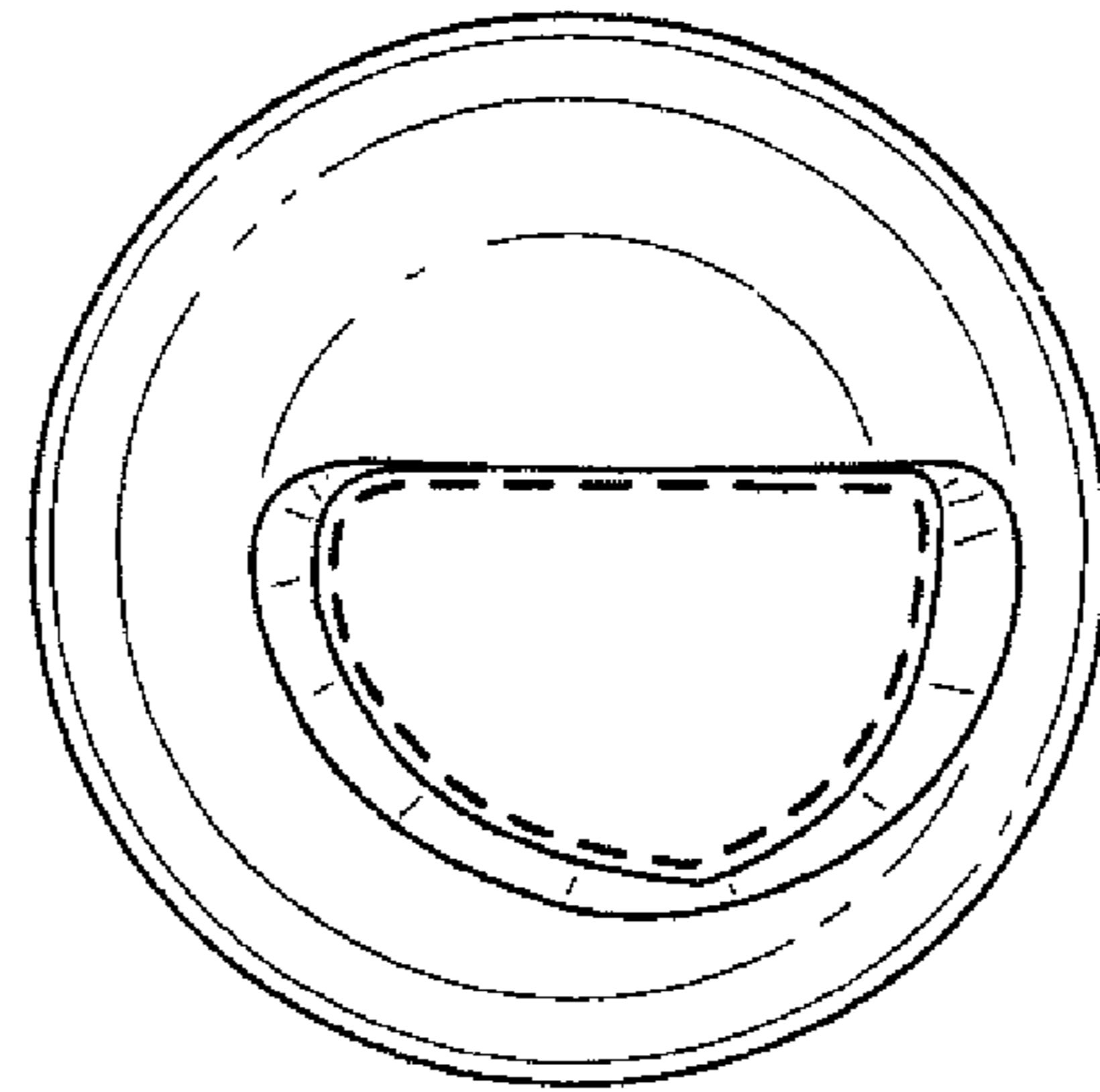


FIG. 5

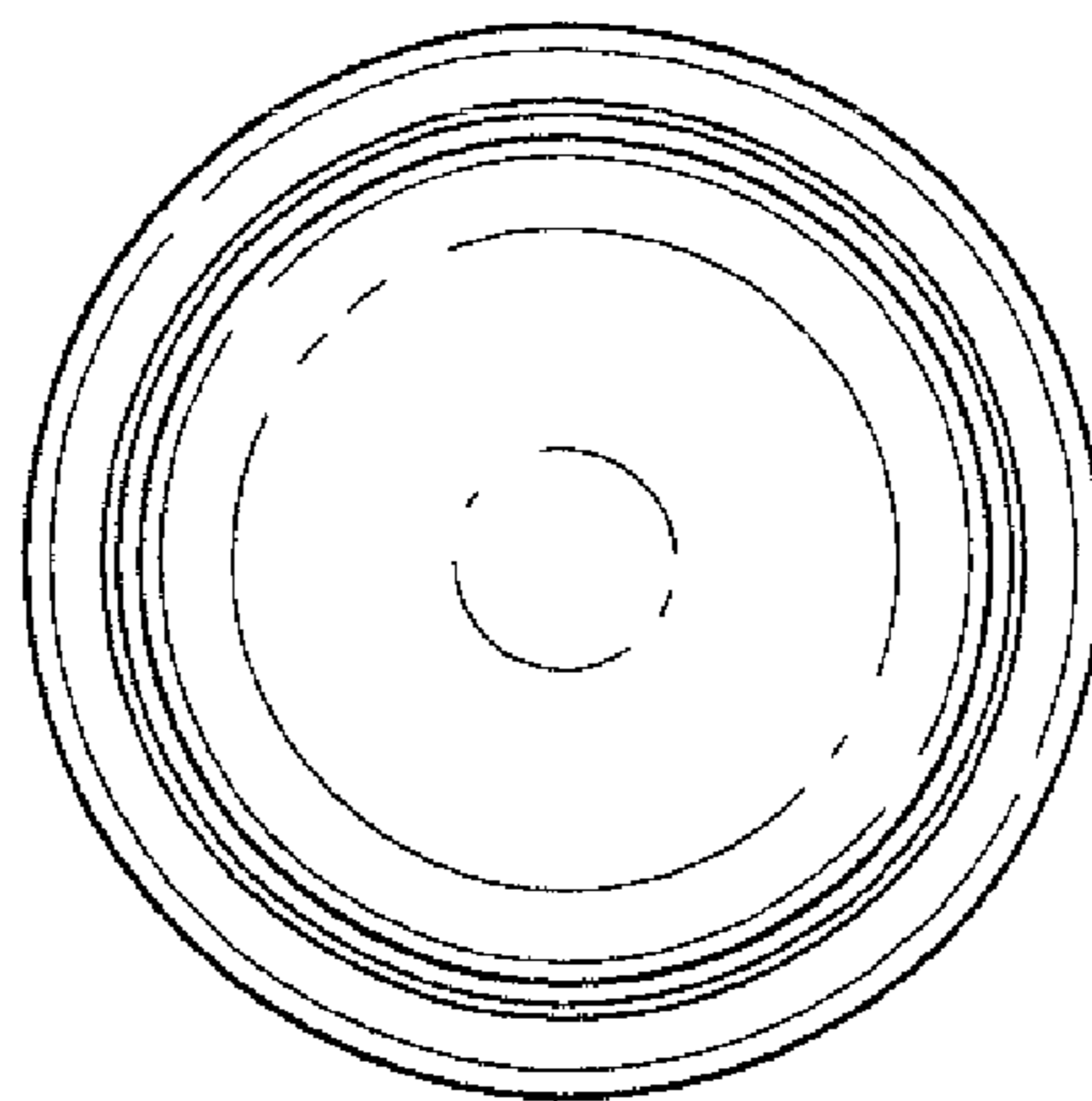


FIG. 6

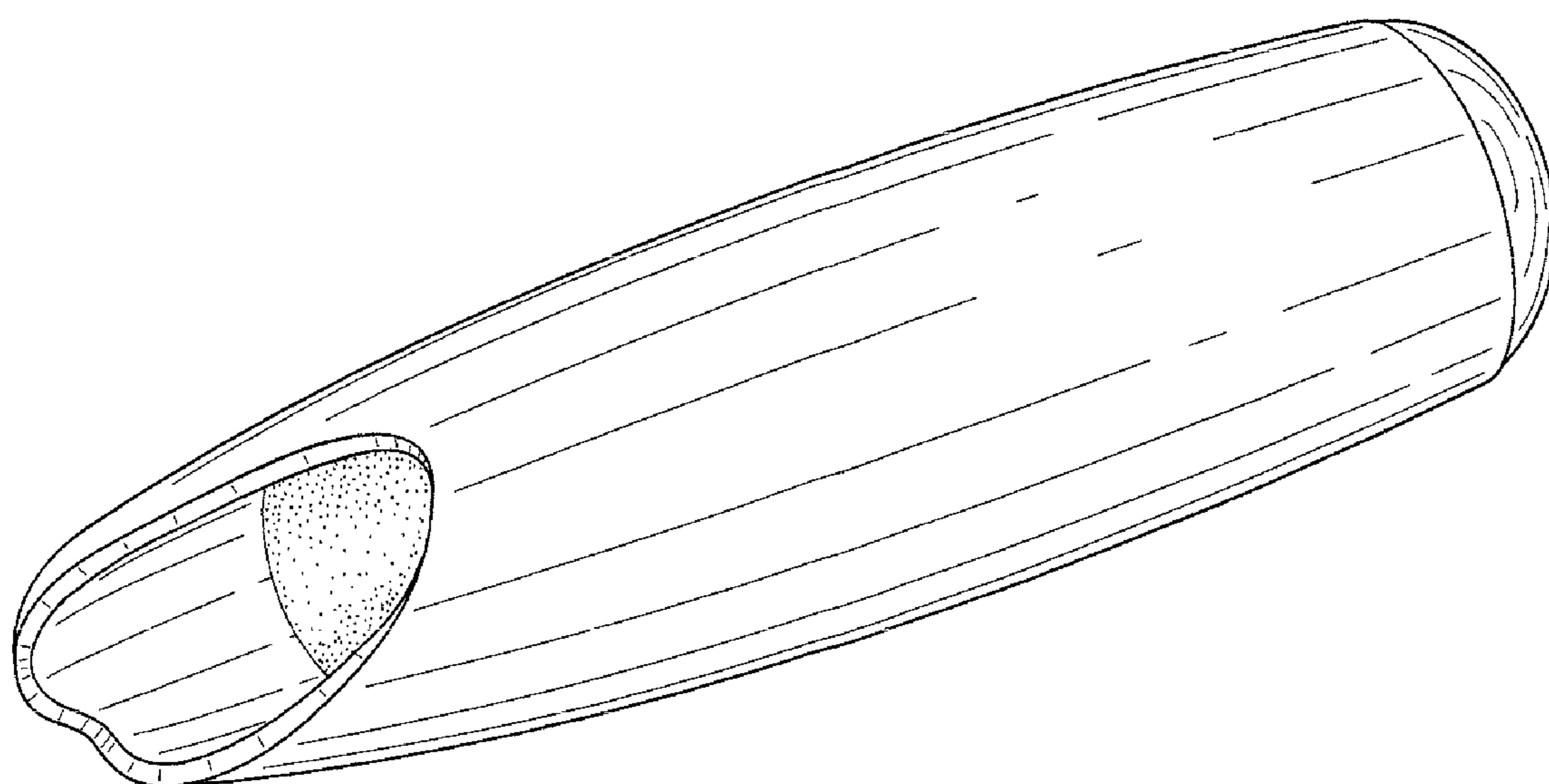


FIG. 7