

US00D590479S

(12) **United States Design Patent**
Shieh

(10) **Patent No.:** **US D590,479 S**

(45) **Date of Patent:** **** Apr. 14, 2009**

(54) **FAUCET**

(75) **Inventor:** **Ming-Dang Shieh**, Chang Hua Hsien
(TW)

(73) **Assignee:** **Horng Lai Industrial Co., Ltd.**, Chang
Hua Hsien (TW)

(**) **Term:** **14 Years**

(21) **Appl. No.:** **29/320,231**

(22) **Filed:** **Jun. 24, 2008**

(51) **LOC (9) Cl.** **23-01**

(52) **U.S. Cl.** **D23/238**

(58) **Field of Classification Search** D23/200,
D23/238-257; 4/675-678; 137/801
See application file for complete search history.

(56) **References Cited**

U.S. PATENT DOCUMENTS

D420,430 S *	2/2000	Lobermeier	D23/238
D461,874 S *	8/2002	Gottwald	D23/238
D463,531 S *	9/2002	Gottwald	D23/238
D474,259 S *	5/2003	Marshall	D23/238
D517,647 S *	3/2006	Kulig	D23/238
D523,535 S *	6/2006	Fritz	D23/255

D528,636 S *	9/2006	Latoracca	D23/238
D529,991 S *	10/2006	Egli et al.	D23/238
D540,913 S *	4/2007	Haug et al.	D23/238
D541,381 S *	4/2007	Haug et al.	D23/238
D555,770 S *	11/2007	Belisle	D23/238

* cited by examiner

Primary Examiner—T. Chase Nelson

Assistant Examiner—Mark Cavanna

(74) *Attorney, Agent, or Firm*—Alan Kamrath; Kamrath &
Associates PA

(57) **CLAIM**

The ornamental design for a faucet, as shown and described.

DESCRIPTION

FIG. 1 is a perspective view of a faucet showing my new design

FIG. 2 is a front elevational view thereof;


FIG. 3 is a rear elevational view thereof;

FIG. 4 is a left side elevational view thereof;

FIG. 5 is a right side elevational view thereof; and,

FIG. 6 is a top plan view thereof.

1 Claim, 5 Drawing Sheets



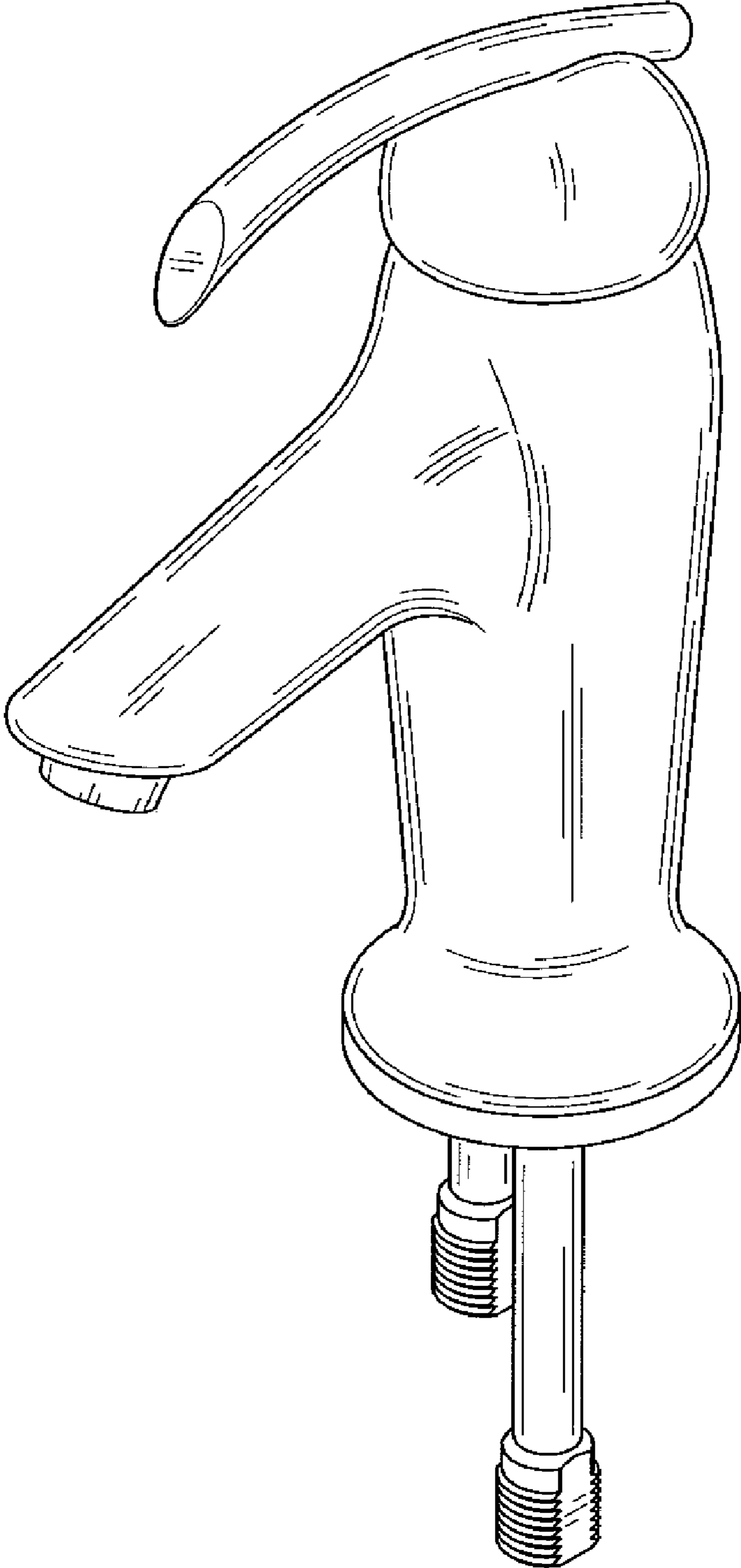


FIG. 1

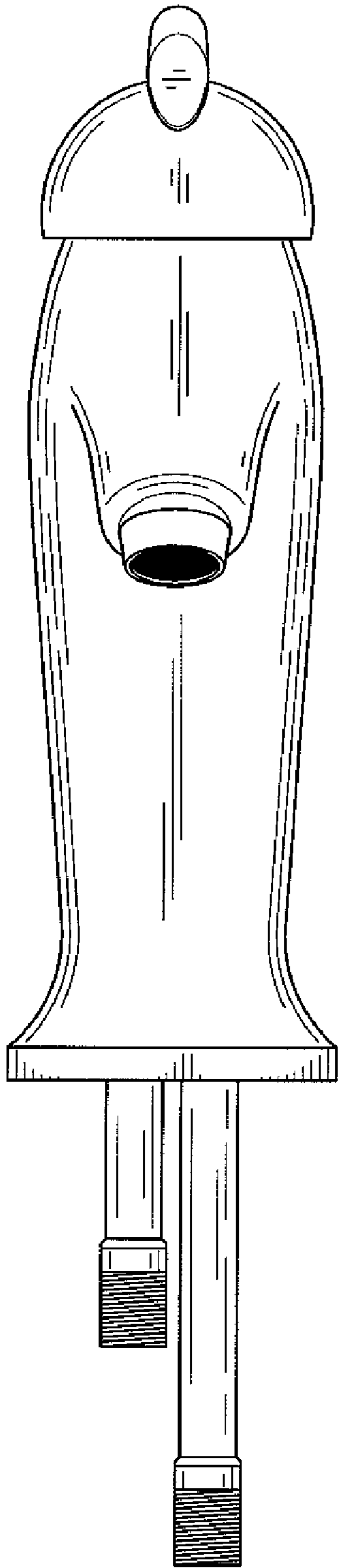


FIG. 2

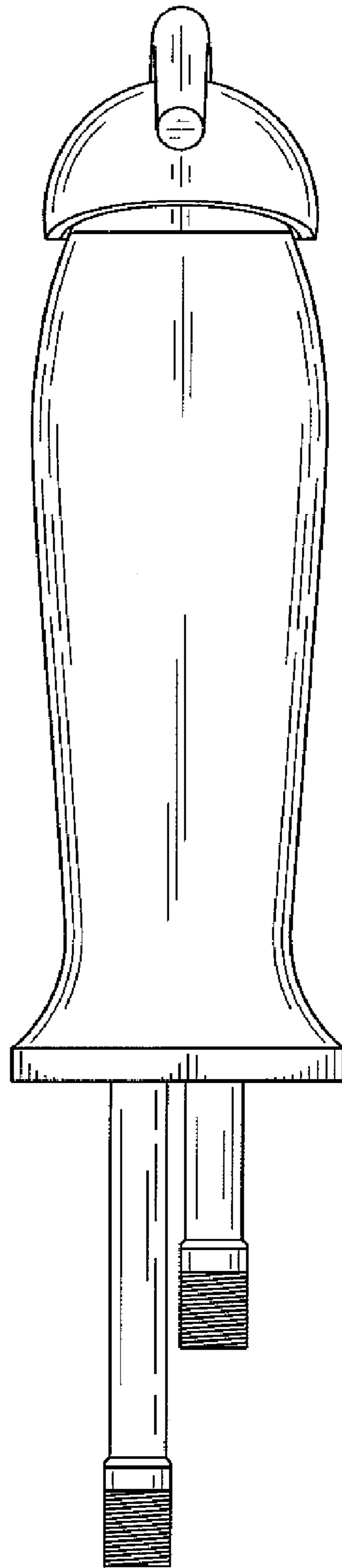


FIG. 3

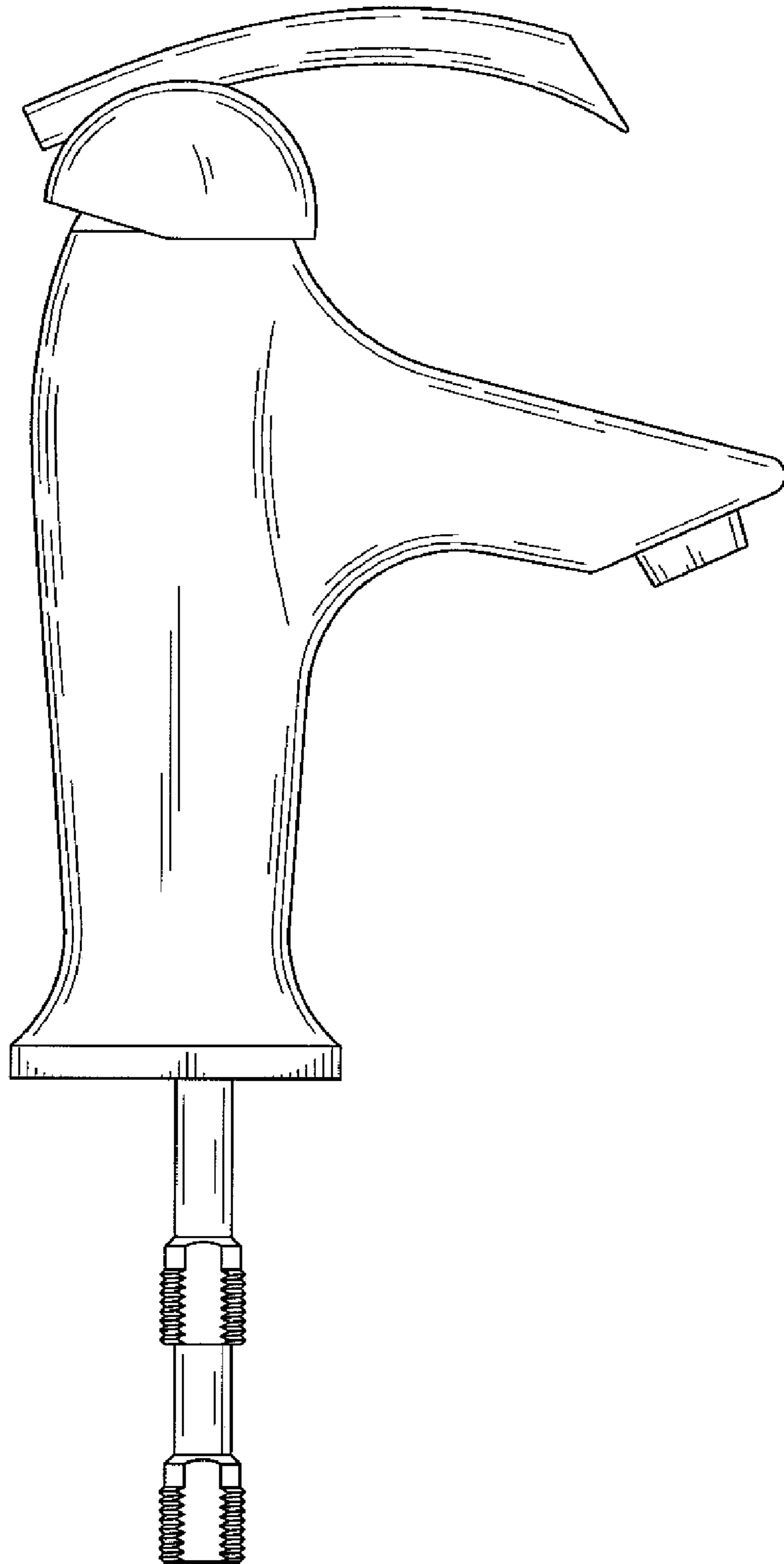


FIG. 4

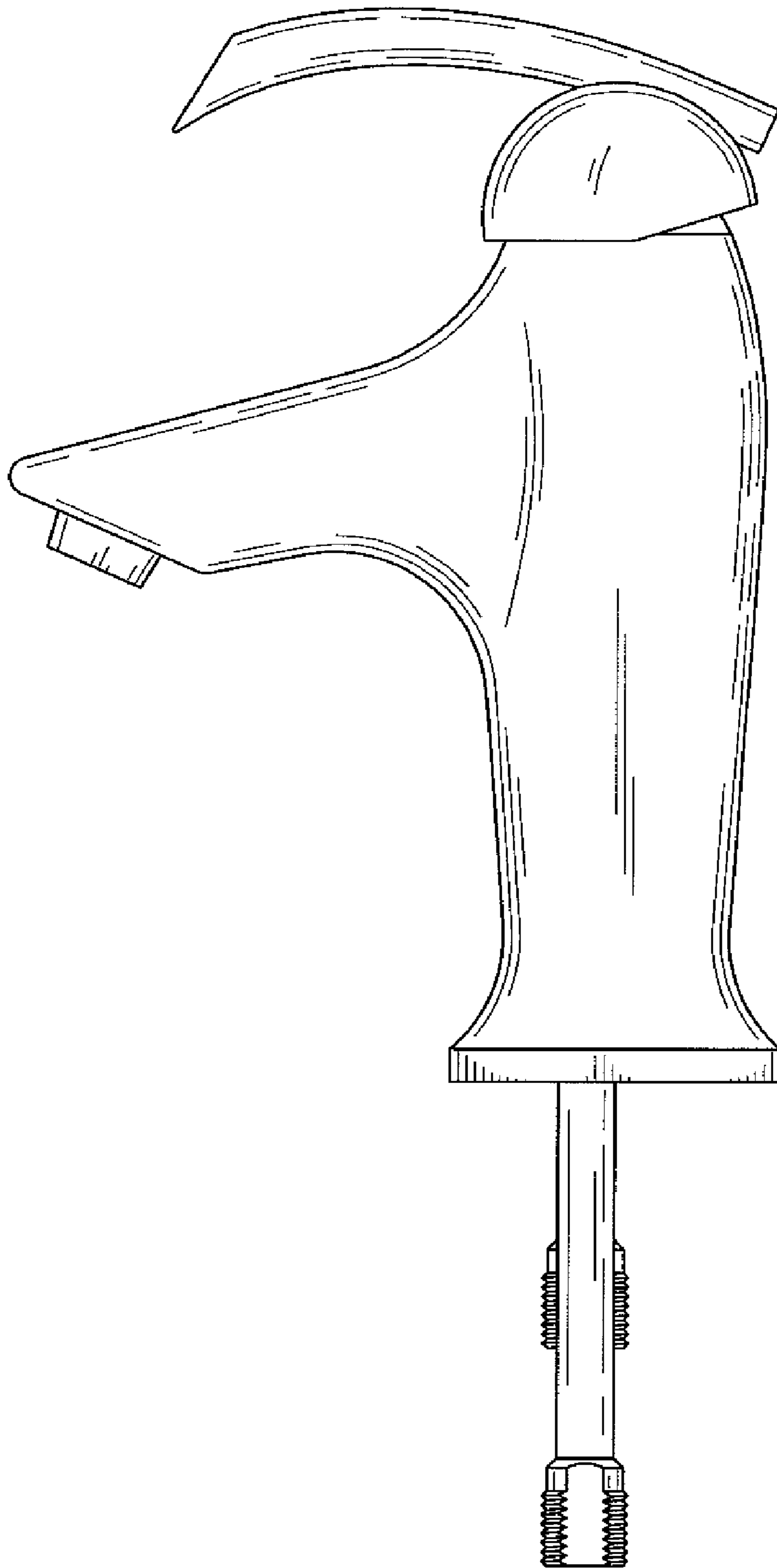


FIG. 5

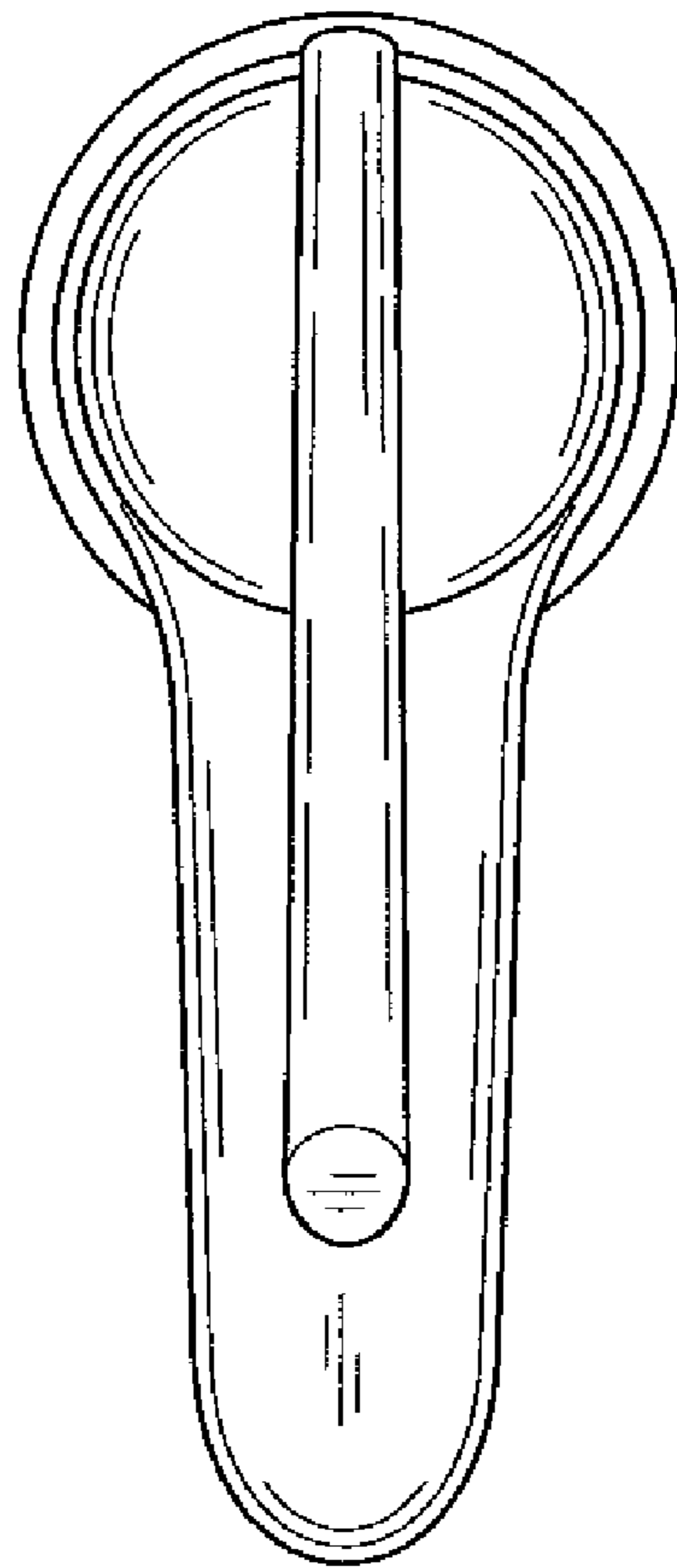


FIG. 6