

US00D590469S

(12) **United States Design Patent**
Pepin

(10) **Patent No.:** **US D590,469 S**
(45) **Date of Patent:** **** Apr. 14, 2009**

(54) **ANTI-FLINCH DEVICE ATTACHMENT FOR A GOLF CLUB HANDLE**

JP 2000-000334 1/2000

OTHER PUBLICATIONS

(76) Inventor: **David E. J. Pepin**, 12393 E. Routes 1 and 17, Grant Park, IL (US) 60940

www.samuraisword.com/nihonto/other/Gassan_Sadayoshi/ Aug. 10, 2007.

(**) Term: **14 Years**

Picture of the Karma Grip for a Golf Club from the Allforgolf.com website.

(21) Appl. No.: **29/304,493**

Picture of the Lamkin Grip for a Golf Club from the Allforgolf.com website.

(22) Filed: **Mar. 3, 2008**

Photograph showing a Heckler & Koch handgun with trigger guard or anti-flinch device.

(51) **LOC (9) Cl.** **21-02**

Photograph showing two handguns with trigger guard or anti-flinch device.

(52) **U.S. Cl.** **D21/759**

Photograph showing three handguns with trigger guards or anti-flinch devices.

(58) **Field of Classification Search** D21/753, D21/759, 789; 473/256, 223, 226, 228
See application file for complete search history.

Photograph showing a person holding a handgun with a trigger guard or anti-flinch device.

Screenshot of website www.bikeribbon.com/UK/MTB-grips-Katana.php showing bicycle handlebar grip.

Tsuka Samurai Sword Handle.

(56) **References Cited**

* cited by examiner

U.S. PATENT DOCUMENTS

3,351,346	A *	11/1967	Strahan	473/256
D221,376	S *	8/1971	Tildesley	D8/385
3,997,149	A *	12/1976	Stout	D21/756
D243,063	S *	1/1977	Mooney	D8/397
D262,940	S *	2/1982	Spinner	D8/397
D290,150	S *	6/1987	Stewart	D21/759
D388,933	S *	1/1998	Hunter et al.	D8/397
5,803,821	A	9/1998	Lupinacci		
5,897,440	A	4/1999	Bae et al.		
D438,585	S *	3/2001	Pelot	D21/753
D441,043	S *	4/2001	Barnette	D21/789
6,872,157	B2	3/2005	Falone et al.		
6,890,265	B2	5/2005	Enlow		
D579,068	S *	10/2008	Souders et al.	D21/753
2004/0259659	A1	12/2004	Enlow		
2006/0073908	A1	4/2006	Tavares et al.		
2007/0207878	A1	9/2007	Tavares et al.		

Primary Examiner—Mitchell I Siegel

(74) *Attorney, Agent, or Firm*—Leydig, Voit & Mayer, Ltd

(57) **CLAIM**

The ornamental design for an anti-flinch device attachment for a golf club handle, as shown and described.

DESCRIPTION

FIG. 1 is a top, front and left side perspective view of the anti-flinch attachment for a golf club handle showing my new design;

FIG. 2 is an enlarged top plan view of FIG. 1; and,

FIG. 3 is an enlarged front elevation view of FIG. 1.

The broken lines are for illustration purposes only and form no part of the claimed design.

FOREIGN PATENT DOCUMENTS

JP 11-114115 4/1999

1 Claim, 1 Drawing Sheet

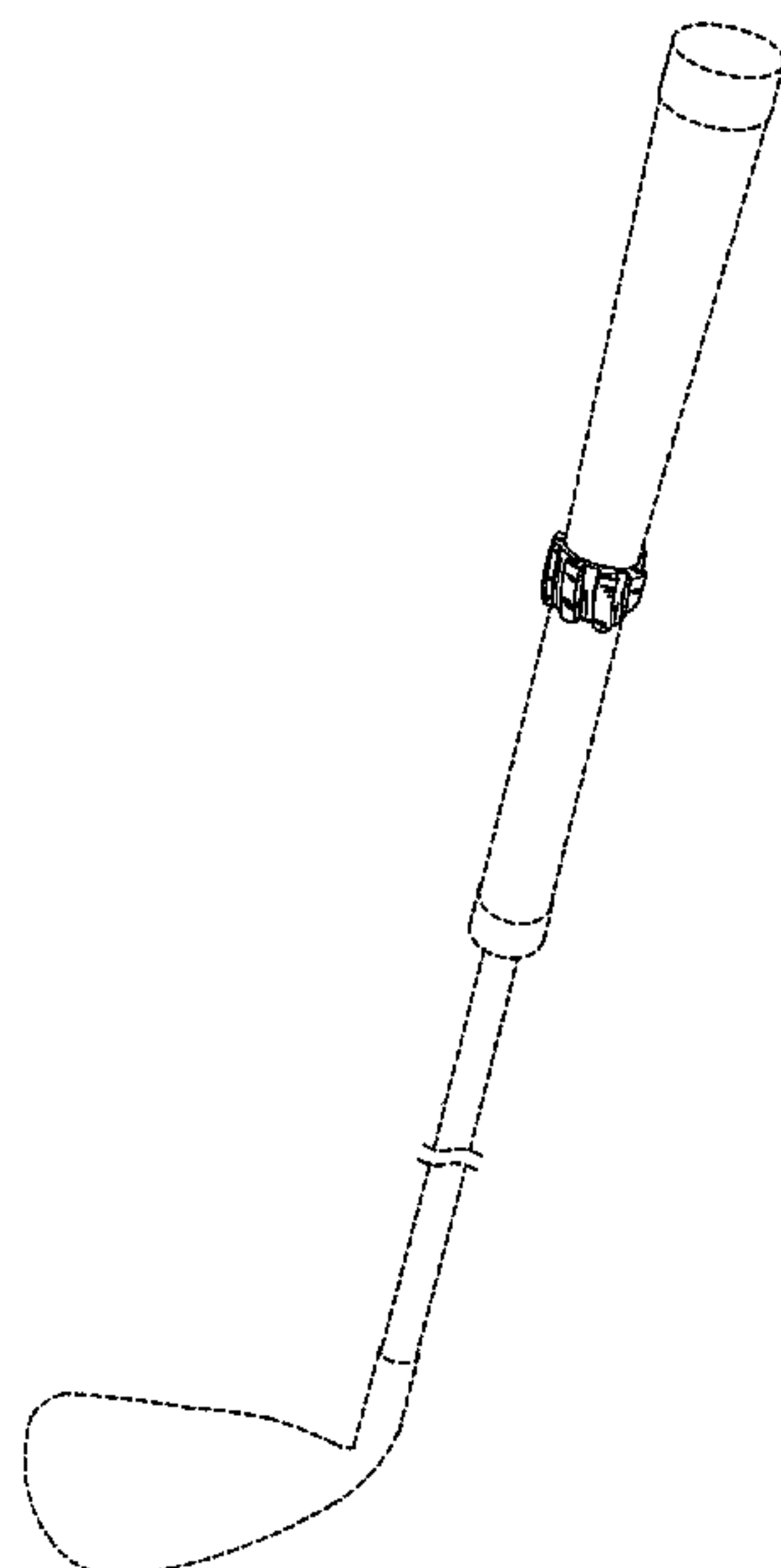


FIG. 2

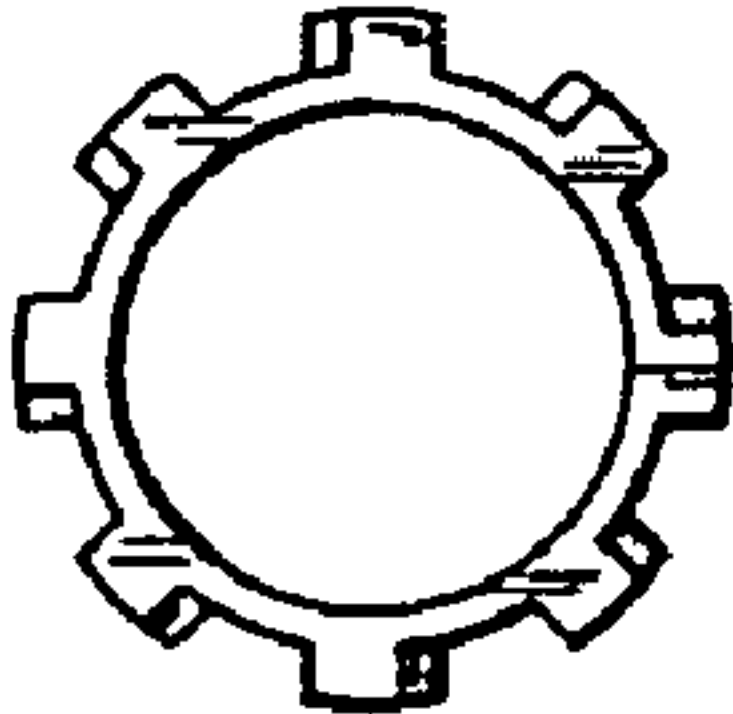


FIG. 3




FIG. 1

