



US00D590465S

(12) **United States Design Patent**  
**Chen**

(10) **Patent No.:** **US D590,465 S**

(45) **Date of Patent:** **\*\* Apr. 14, 2009**

(54) **GOLF CLUB GRIP**

(75) Inventor: **Xiaojian Chen**, Phoenix, AZ (US)

(73) Assignee: **Karsten Manufacturing Corporation**,  
Phoenix, AZ (US)

(\*\*) Term: **14 Years**

(21) Appl. No.: **29/318,185**

(22) Filed: **May 15, 2008**

(51) **LOC (9) Cl.** ..... **21-02**

(52) **U.S. Cl.** ..... **D21/756**

(58) **Field of Classification Search** ..... D21/756-757;  
473/300-303

See application file for complete search history.

(56) **References Cited**

**U.S. PATENT DOCUMENTS**

D254,926 S	5/1980	Solheim
D281,991 S	12/1985	Solheim
D287,527 S	12/1986	Solheim
D290,730 S	7/1987	Solheim
D315,006 S	2/1991	Solheim
D333,333 S	2/1993	Solheim
D345,192 S	3/1994	Solheim
D357,295 S	4/1995	Solheim
D362,891 S	10/1995	Solheim
D391,330 S	2/1998	Solheim et al.
D414,233 S	9/1999	Anderson
D431,851 S	10/2000	Anderson
D494,650 S	8/2004	Petersen et al.
D512,758 S	12/2005	Tuerschmann et al.

D524,390 S	7/2006	Tuerschmann
D534,605 S *	1/2007	Norton et al. .... D21/756
D545,388 S	6/2007	Chen
D581,001 S *	11/2008	Chen ..... D21/756
D581,002 S *	11/2008	Chen ..... D21/756

**OTHER PUBLICATIONS**

Xiaojian Chen, "Golf Club Grip," U.S. Appl. No. 29/283,455, filed Aug. 15, 2007.  
 Xiaojian Chen, "Golf Club Grip," U.S. Appl. No. 29/283,456, filed Aug. 15, 2007.  
 Xiaojian Chen, "Golf Club Grip," U.S. Appl. No. 29/283,966, filed Aug. 28, 2007.  
 Xiaojian Chen, "Golf Club Grip," U.S. Appl. No. 29/283,967, filed Aug. 28, 2007.

\* cited by examiner

*Primary Examiner*—Mitchell I Siegel

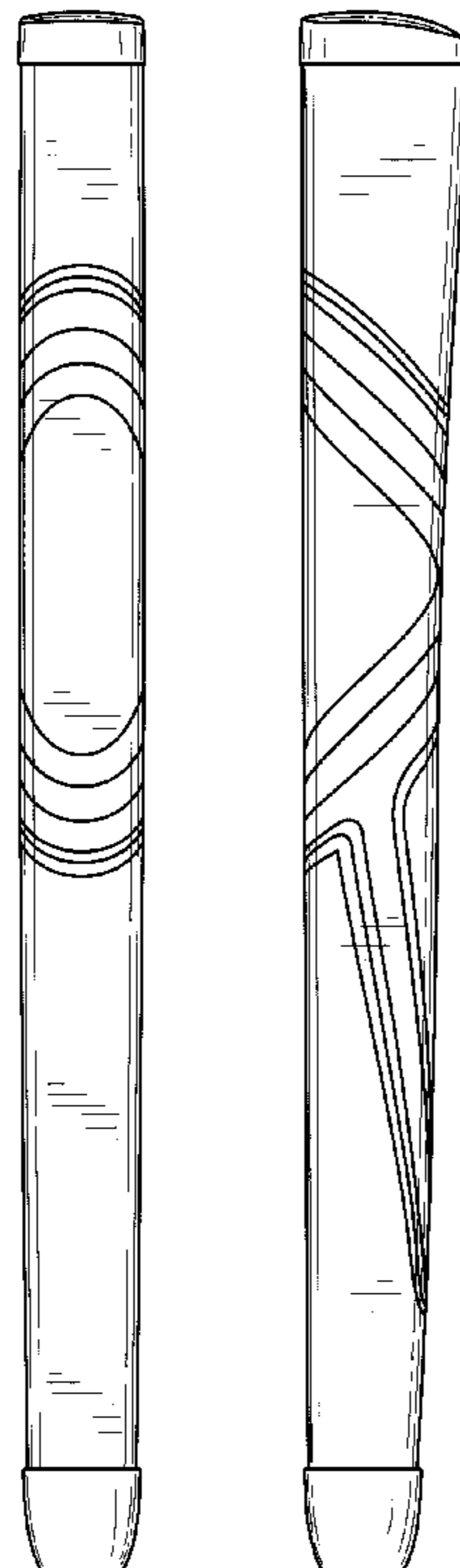
(57) **CLAIM**

The ornamental design for a golf club grip, as shown and described.

**DESCRIPTION**

FIG. 1 is a front view of a golf club grip;  
 FIG. 2 is a left side view of the golf club grip of FIG. 1;  
 FIG. 3 is a right side view of the golf club grip of FIG. 1;  
 FIG. 4 is a rear view of the golf club grip of FIG. 1;  
 FIG. 5 is a top plan view of the golf club grip of FIG. 1; and,  
 FIG. 6 is a bottom plan view of the golf club grip of FIG. 1.

**1 Claim, 3 Drawing Sheets**



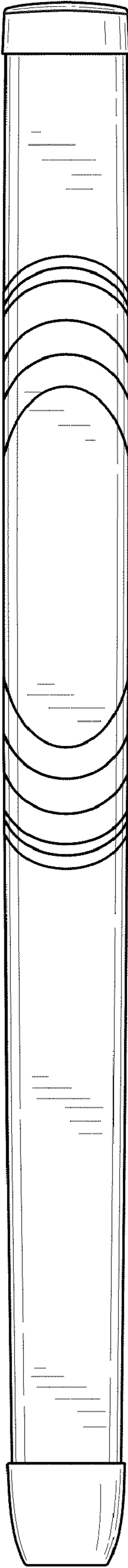


FIG.1

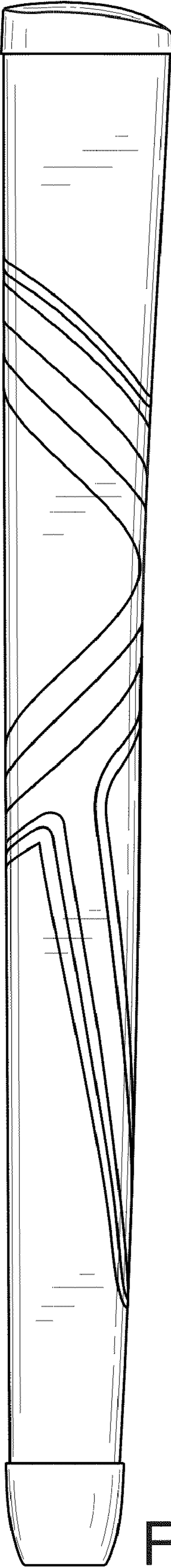


FIG.2

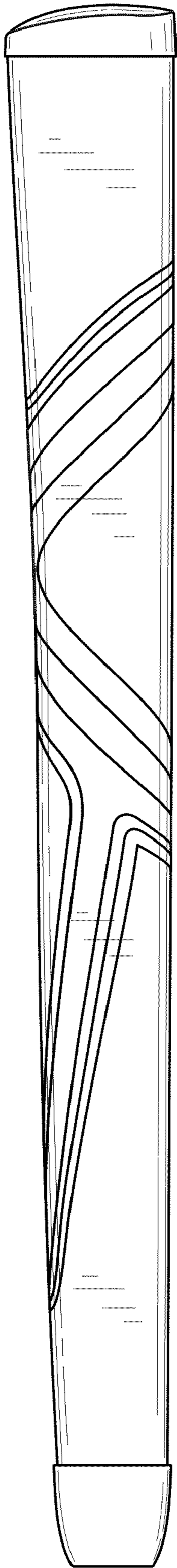


FIG. 3

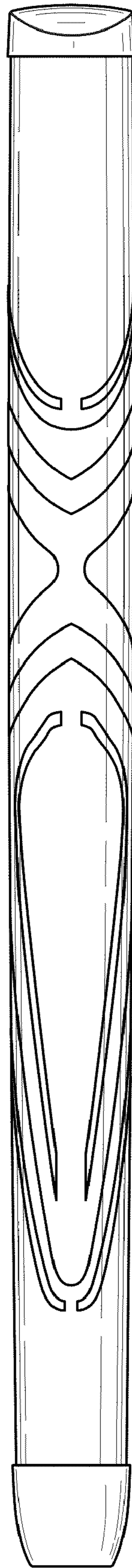


FIG. 4

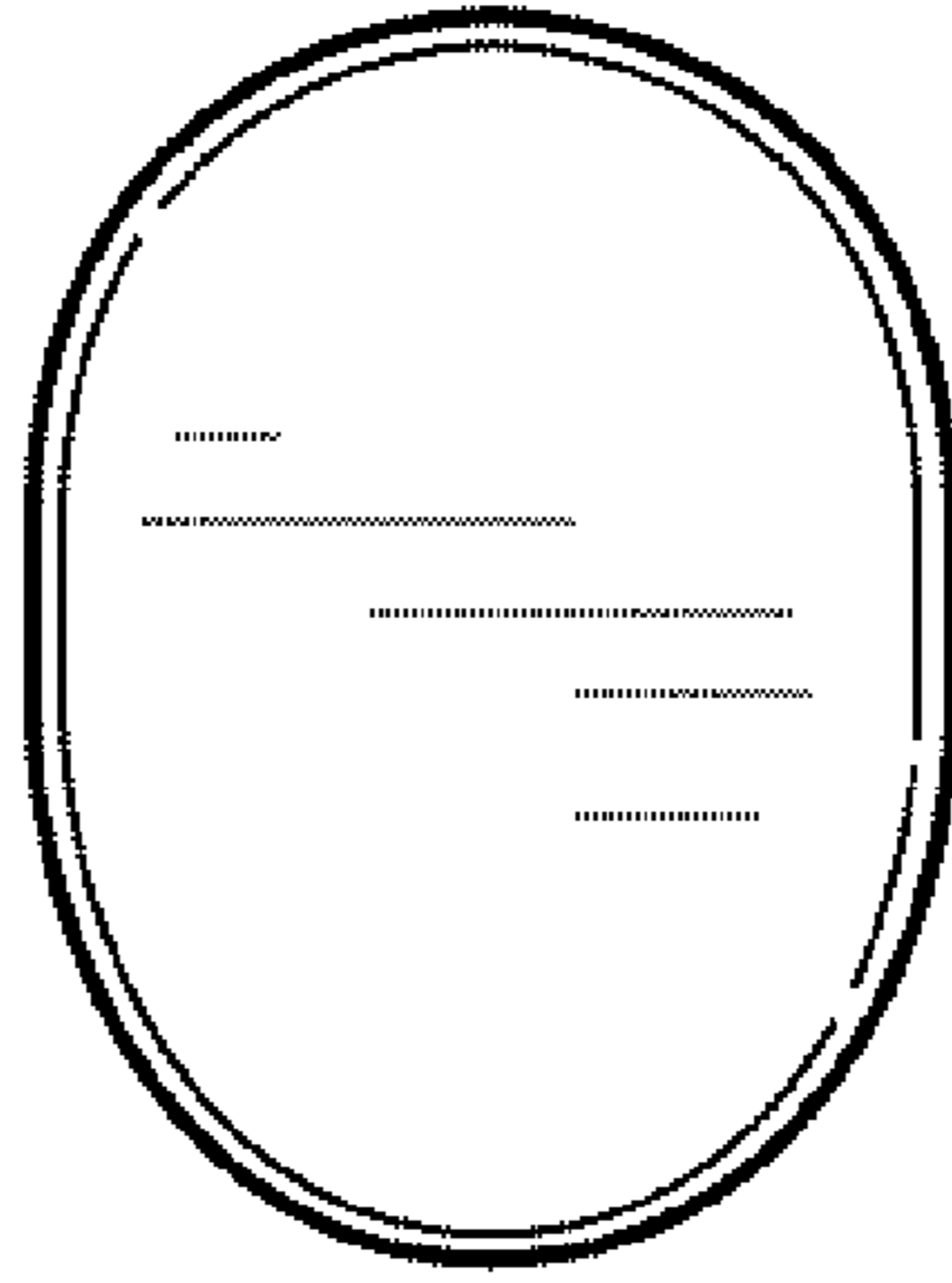


FIG. 5

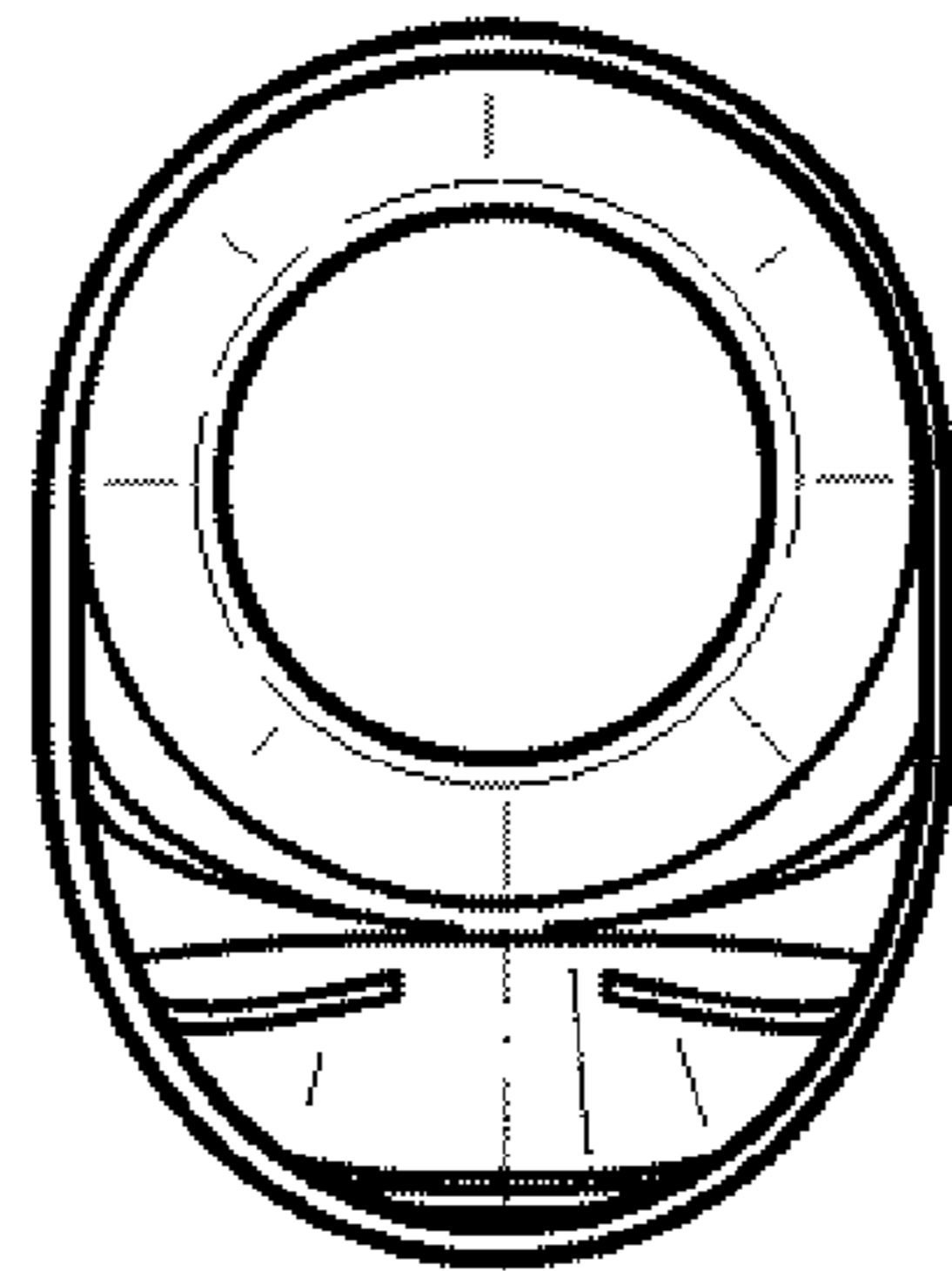


FIG. 6