



US00D590443S

(12) **United States Design Patent**
Goldman et al.

(10) **Patent No.:** **US D590,443 S**

(45) **Date of Patent:** **** Apr. 14, 2009**

- (54) **CLIP**
- (75) Inventors: **John Goldman**, Little Rock, AR (US);
Chad Collins, Little Rock, AR (US)
- (73) Assignee: **Concept Products, LLC**, Little Rock,
AR (US)
- (**) Term: **14 Years**
- (21) Appl. No.: **29/324,892**
- (22) Filed: **Sep. 23, 2008**
- (51) **LOC (9) Cl.** **19-02**
- (52) **U.S. Cl.** **D19/65**
- (58) **Field of Classification Search** D8/395,
D8/356; D3/249; D19/78, 75, 65, 90, 77,
D19/86; D14/457, 447; D11/78.1; 24/546,
24/547, 550, 552, 555, 67.9, 67.5; 40/659
See application file for complete search history.

- 4,170,052 A * 10/1979 Okerblom 24/67.9
- 5,022,124 A 6/1991 Yiin et al.
- D322,095 S * 12/1991 Rivera D19/65
- 5,406,680 A * 4/1995 Silverberg 24/67.9
- D372,937 S 8/1996 Anders
- D383,788 S * 9/1997 Shyu D19/65
- D385,303 S 10/1997 Anders
- D433,450 S * 11/2000 Ferguson D19/65
- D458,307 S * 6/2002 Halstead D19/65
- D566,185 S * 4/2008 Lau D19/65

* cited by examiner

Primary Examiner—Cathron C Brooks

Assistant Examiner—Austin Murphy

(57) **CLAIM**

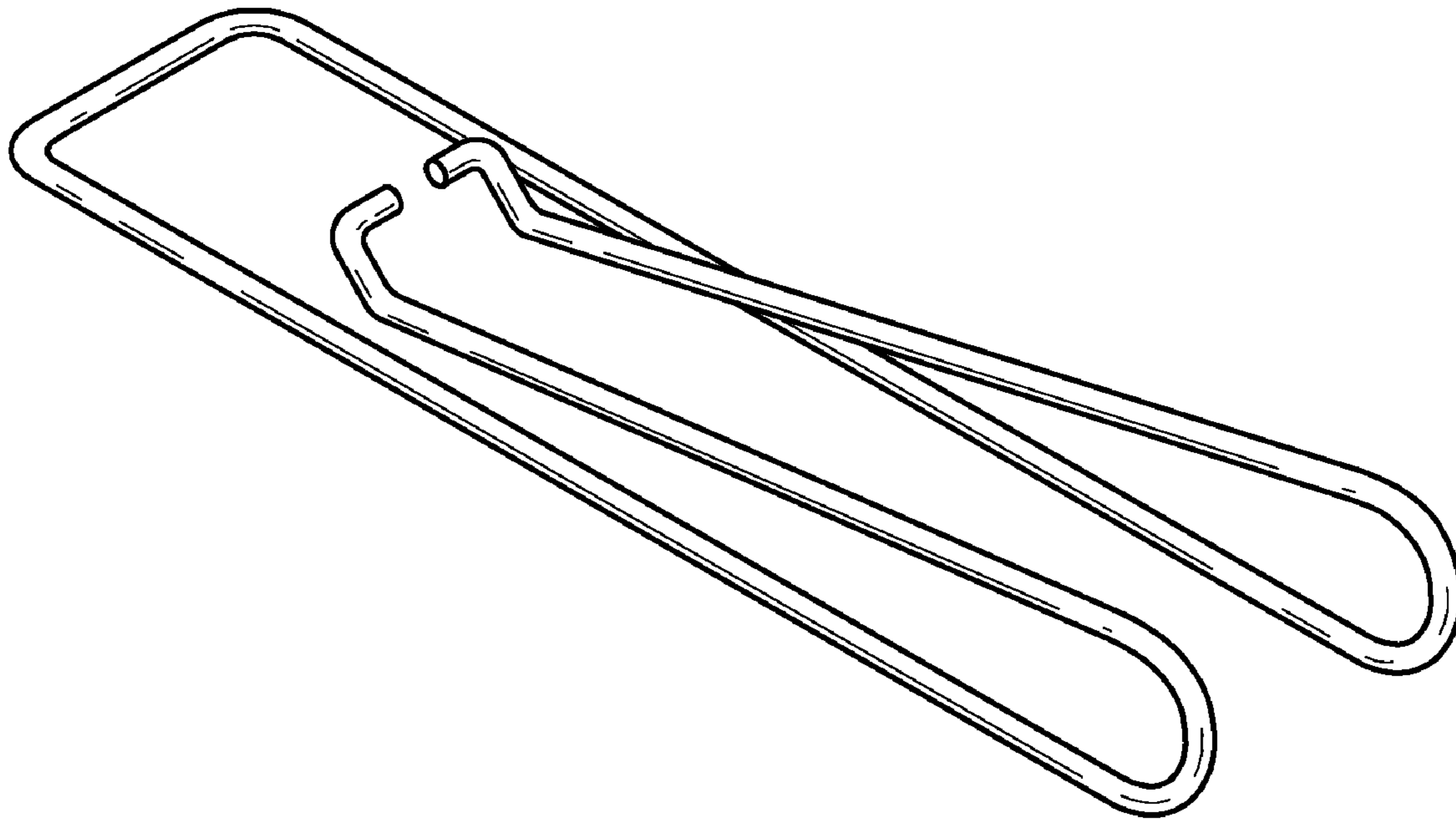
The ornamental design for a clip, as shown and described.

DESCRIPTION

- FIG. 1 is a perspective view of the present invention;
- FIG. 2 is a top plan view of the invention;
- FIG. 3 is a bottom plan view of the invention;
- FIG. 4 is a right-side elevational view of the invention, the
left-side elevational view being a mirror image thereof;
- FIG. 5 is a front elevational view of the invention; and,
- FIG. 6 is a rear elevational view of the invention.

1 Claim, 2 Drawing Sheets

- (56) **References Cited**
- U.S. PATENT DOCUMENTS
- 417,445 A 12/1889 Ruggles
- 1,133,664 A * 3/1915 Plummer 24/555
- D50,283 S * 2/1917 Peet D19/65
- 1,310,587 A 7/1919 Summersille
- 2,642,638 A * 6/1953 Larrabee 24/67.9
- 3,840,943 A * 10/1974 Langwell 24/67.9



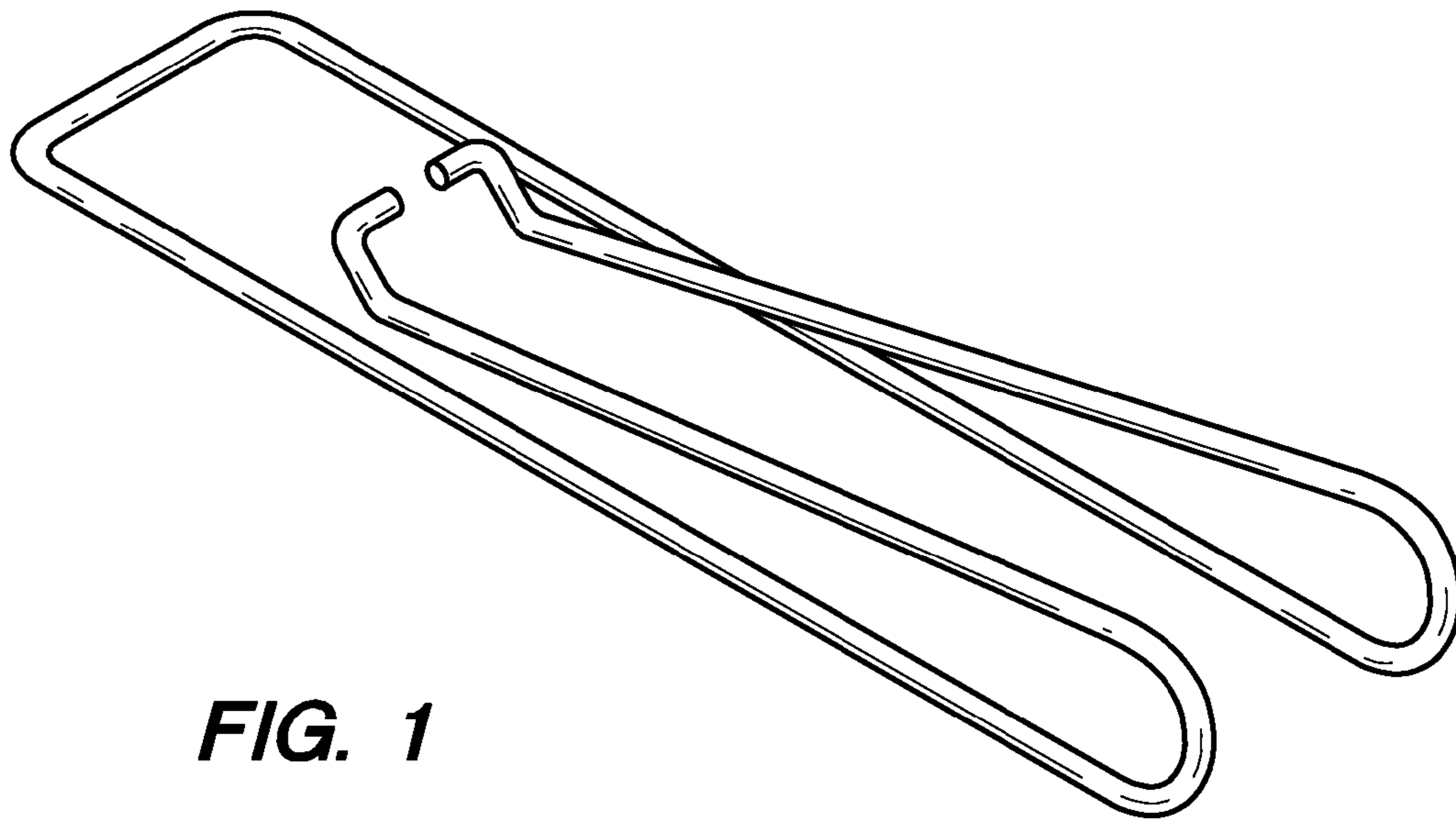


FIG. 1

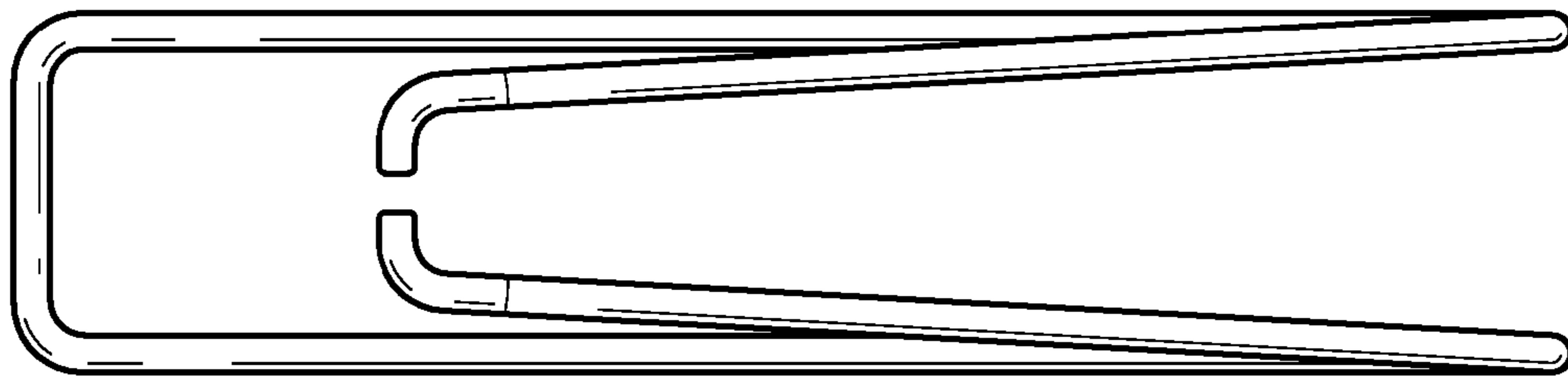


FIG. 2

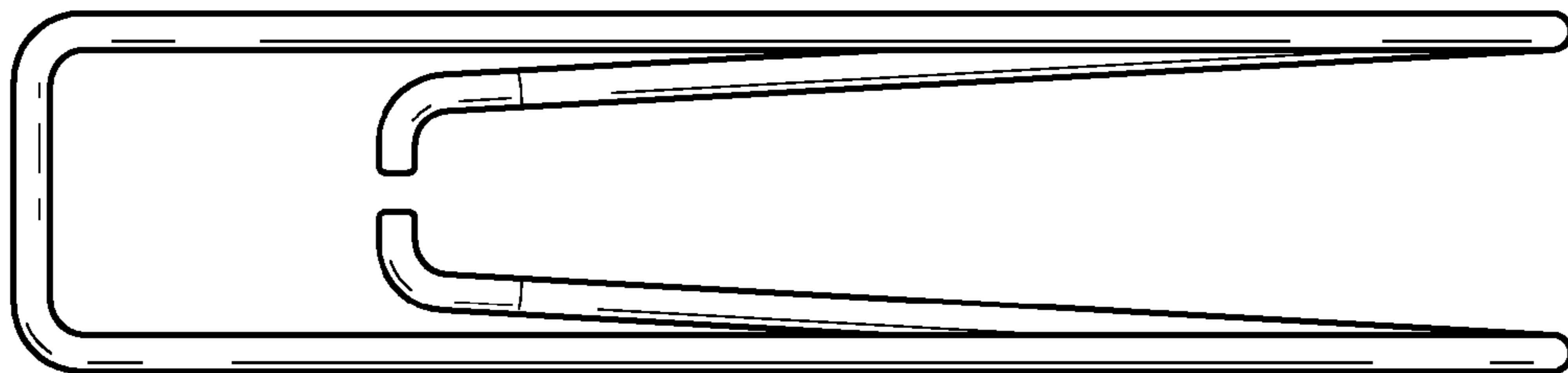


FIG. 3

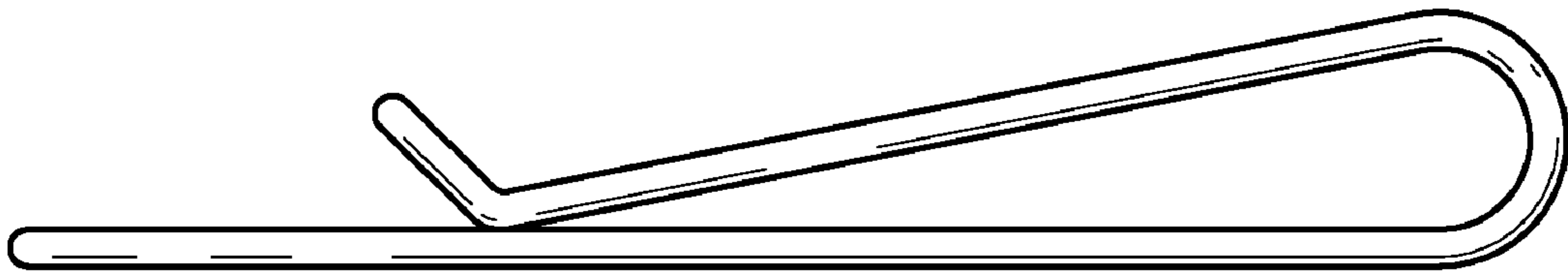


FIG. 4

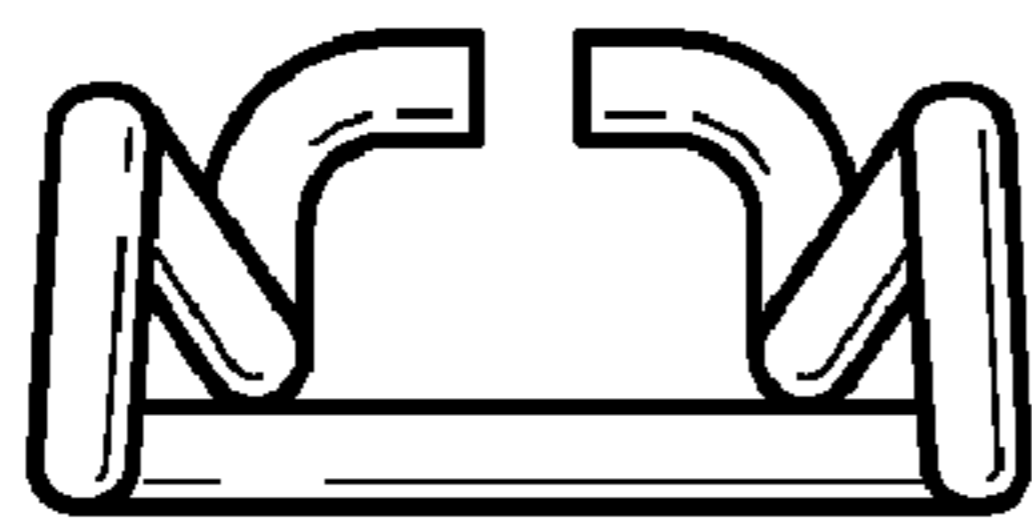


FIG. 5

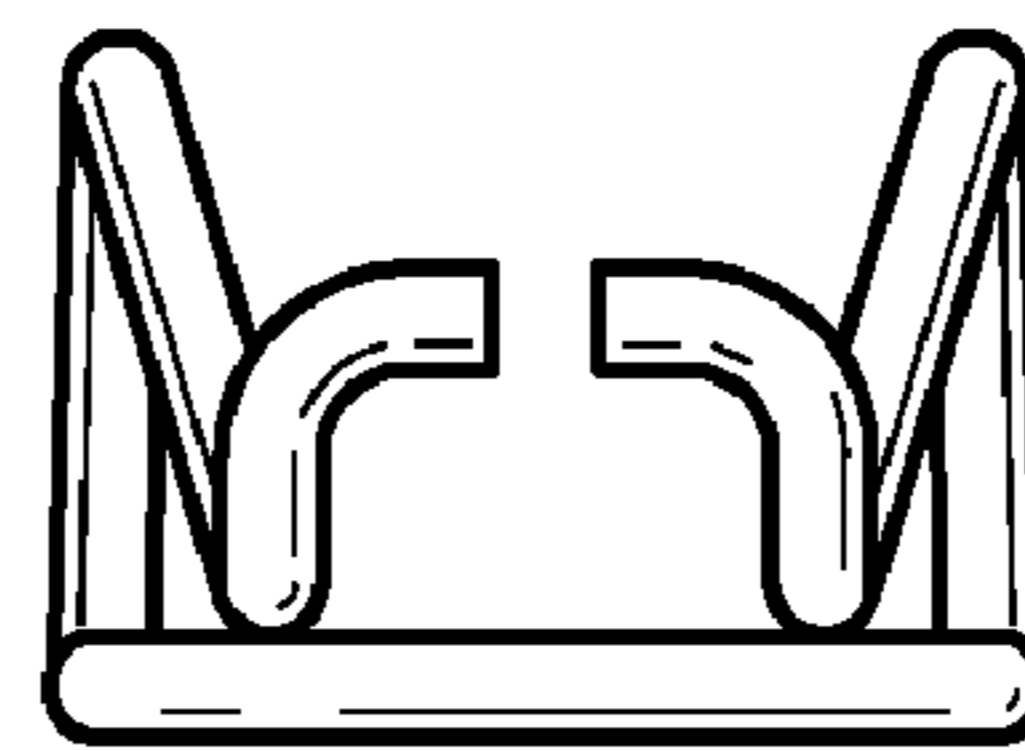


FIG. 6