

US00D590441S

(12) **United States Design Patent**
Koch

(10) **Patent No.:** **US D590,441 S**

(45) **Date of Patent:** **** Apr. 14, 2009**

(54) **BALLPOINT PEN**

D548,787 S * 8/2007 Slemp D19/48
2007/0127975 A1* 6/2007 Cetera 401/131

(75) Inventor: **Uwe Koch**, Obertshausen (DE)

FOREIGN PATENT DOCUMENTS

(73) Assignee: **Ritter-Pen GmbH** (DE)

DE DM/064576 * 1/2003
DE DM/067738 * 2/2006
DE EM000787510-0001 * 9/2007

(**) Term: **14 Years**

* cited by examiner

(21) Appl. No.: **29/284,430**

Primary Examiner—Elizabeth A Albert

(22) Filed: **Sep. 7, 2007**

(74) *Attorney, Agent, or Firm*—Smith, Gambrell & Russell

(30) **Foreign Application Priority Data**

(57) **CLAIM**

Mar. 8, 2007 (DE) 4 07 01 335

The ornamental design for a ballpoint pen, as shown and described.

(51) **LOC (9) Cl.** **19-06**

(52) **U.S. Cl.** **D19/51**

(58) **Field of Classification Search** D19/35,

D19/36, 41–51, 53–57; 24/11 F, 11 P, 11 R;

401/52, 99, 100, 104–109, 192, 195, 196

See application file for complete search history.

DESCRIPTION

FIG. 1 is a front view of a ballpoint pen of the present invention;

FIG. 2 is a rear view thereof;

FIG. 3 is a left side view thereof;

FIG. 4 is a right side view thereof;

FIG. 5 is a top plan view thereof;

FIG. 6 is a bottom view thereof;

FIG. 7 is a left side view showing the actuator rotated and the writing point extended; and,


FIG. 8 is a perspective left side view thereof with the actuator not rotated and the writing point retracted.

(56) **References Cited**

U.S. PATENT DOCUMENTS

1,263,327 A * 4/1918 Kristofek 24/11 M
D358,607 S * 5/1995 Romaniello D19/42
D427,238 S * 6/2000 Beneyto D19/43
D430,209 S * 8/2000 Rommel D19/50
D446,547 S * 8/2001 Nagel D19/56
D489,455 S * 5/2004 Mork D24/142
D494,217 S * 8/2004 Tien D19/51
D495,364 S * 8/2004 Cetera D19/51
7,179,004 B2 * 2/2007 Cetera 401/131
D546,880 S * 7/2007 Slemp D19/48

1 Claim, 2 Drawing Sheets



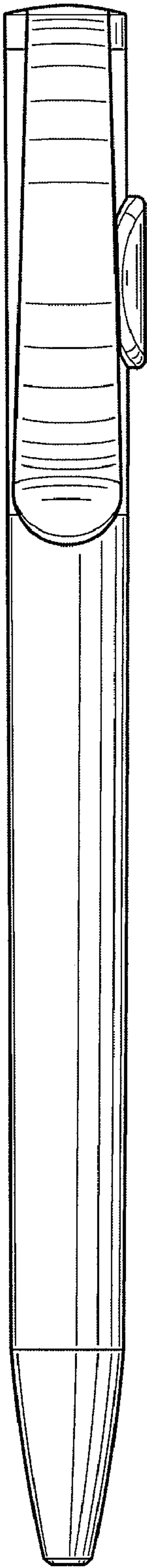


Fig. 1




Fig. 2

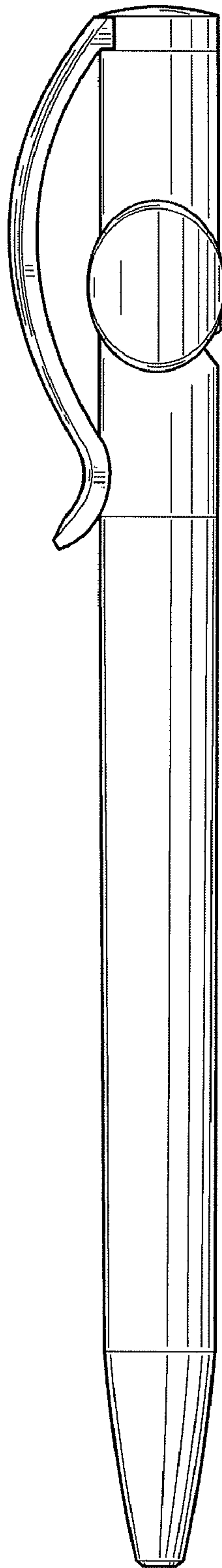


Fig. 3

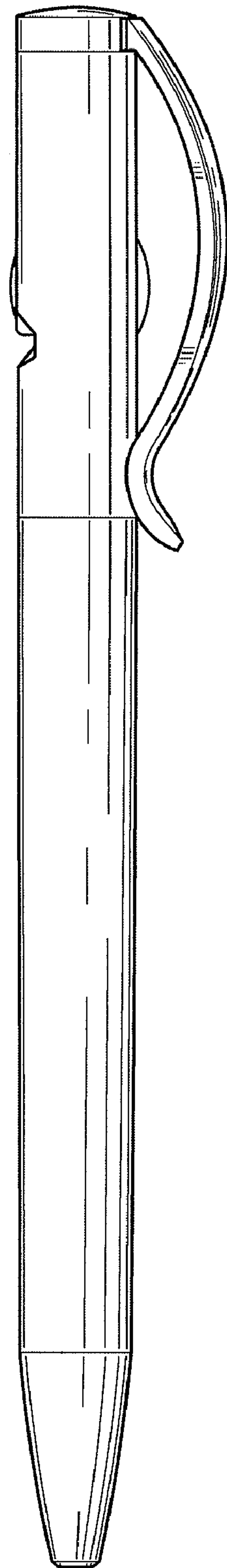


Fig. 4

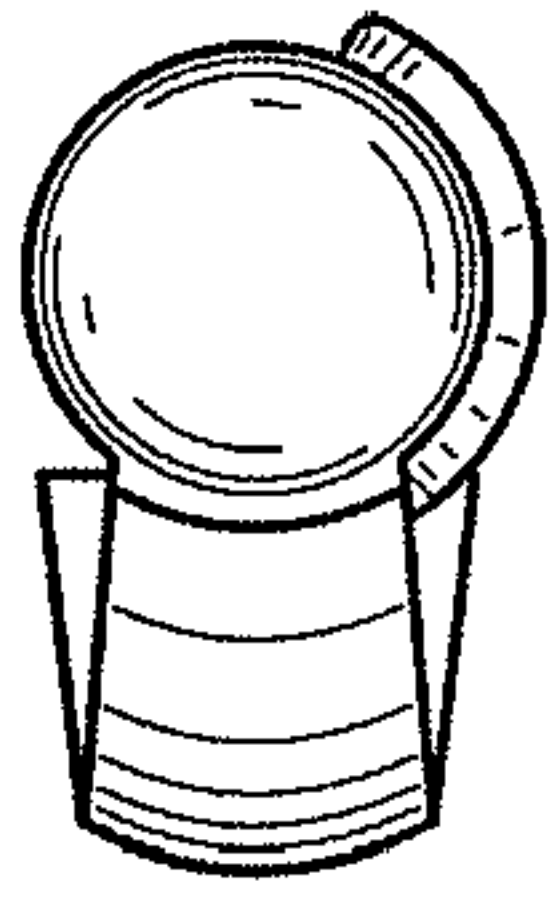


Fig. 5

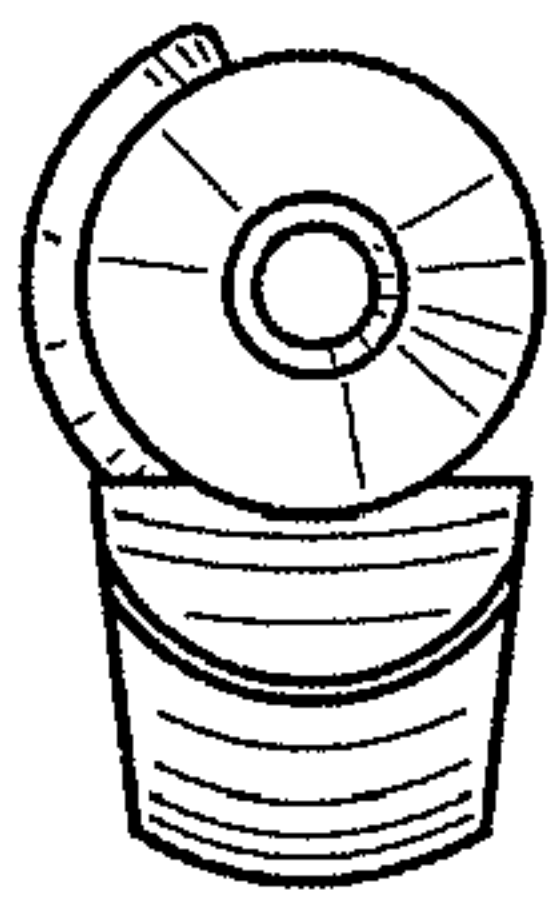


Fig. 6

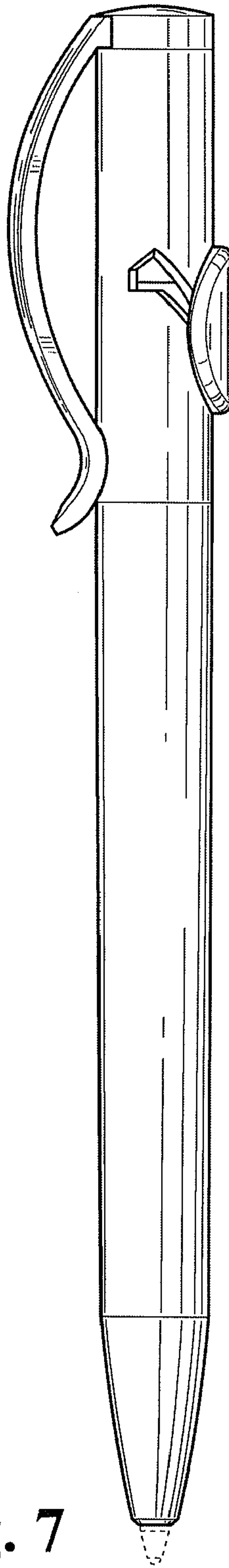


Fig. 7

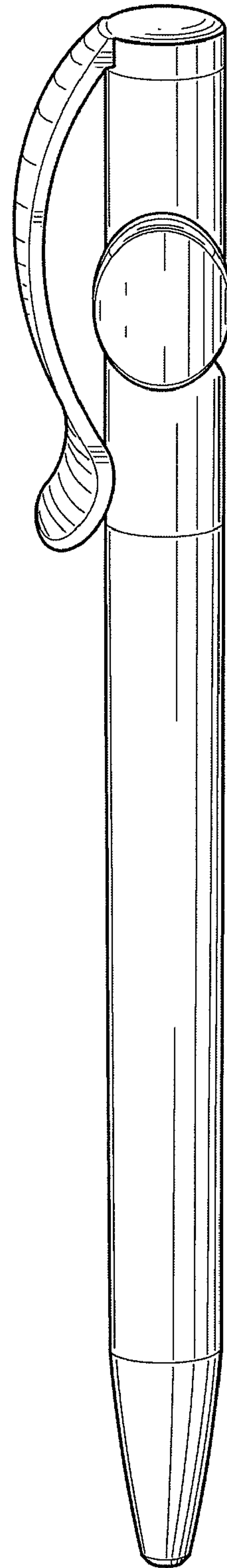


Fig. 8