



US00D590433S

(12) **United States Design Patent**
Lane et al.

(10) **Patent No.:** **US D590,433 S**
(45) **Date of Patent:** **** Apr. 14, 2009**

(54) **EYEWEAR**

(75) Inventors: **Henry Welling Lane**, San Luis Obispo, CA (US); **Eric Rhea**, San Luis Obispo, CA (US)

(73) Assignee: **Dioptics Medical Products, Inc.**, San Luis Obispo, CA (US)

(**) Term: **14 Years**

(21) Appl. No.: **29/310,219**

(22) Filed: **Aug. 1, 2008**

(51) **LOC (9) Cl.** **16-06**

(52) **U.S. Cl.** **D16/321**

(58) **Field of Classification Search** D16/101, D16/300-342; D29/109-110; D24/110.2; 351/41, 44, 51-52, 62, 158, 92, 103-123, 351/140, 153; 2/426-432, 447-449, 441, 2/434-437; D21/483, 659-661

See application file for complete search history.

(56) **References Cited**

U.S. PATENT DOCUMENTS

D428,913 S	8/2000	Kopfer
6,233,342 B1	5/2001	Fernandez
D457,908 S	5/2002	Lane et al.
6,550,914 B1	4/2003	Kopfer
D481,410 S	10/2003	Lane
D482,717 S	11/2003	Lane et al.
6,641,263 B2	11/2003	Olney
D487,284 S	3/2004	Lane
6,749,299 B1	6/2004	Hsu
6,793,336 B2	9/2004	Min
D501,217 S	1/2005	Lane
D510,379 S	10/2005	Lane

6,969,171 B2	11/2005	Lane et al.
D522,040 S	5/2006	Lane
7,083,276 B2	8/2006	Olney
D533,890 S	12/2006	Lane
D535,315 S *	1/2007	Lane D16/319
D535,678 S	1/2007	Lane et al.
D536,025 S	1/2007	Lane
D538,835 S	3/2007	Lane
D544,019 S	6/2007	Lane
D546,367 S	7/2007	Lane
D549,763 S	8/2007	Daems et al.
7,267,434 B2	9/2007	Lane et al.
D571,847 S *	6/2008	Campbell et al. D16/326
2006/0072065 A1	4/2006	Fernandez et al.

FOREIGN PATENT DOCUMENTS

WO WO 99/56942 11/1999

* cited by examiner

Primary Examiner—Raphael Barkai
(74) *Attorney, Agent, or Firm*—Westberg Law Offices

(57) **CLAIM**

The ornamental design for eyewear, as shown and described.

DESCRIPTION

FIG. 1 is a perspective view of eyewear showing the new design;
FIG. 2 is a top view thereof;
FIG. 3 is a bottom view thereof;
FIG. 4 is a front elevation view thereof;
FIG. 5 is a rear elevation view thereof; and,
FIG. 6 is a right side elevation view thereof, the left side being a mirror image of the right side.

1 Claim, 5 Drawing Sheets

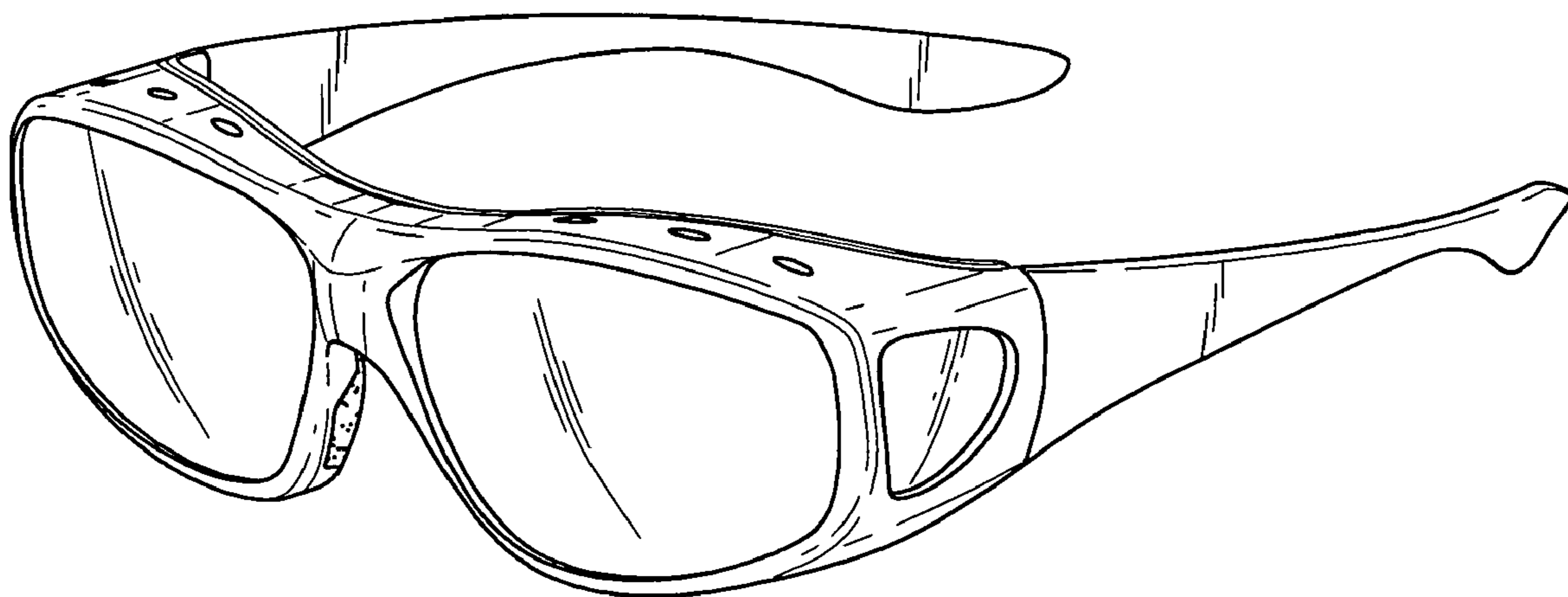


FIG. 1

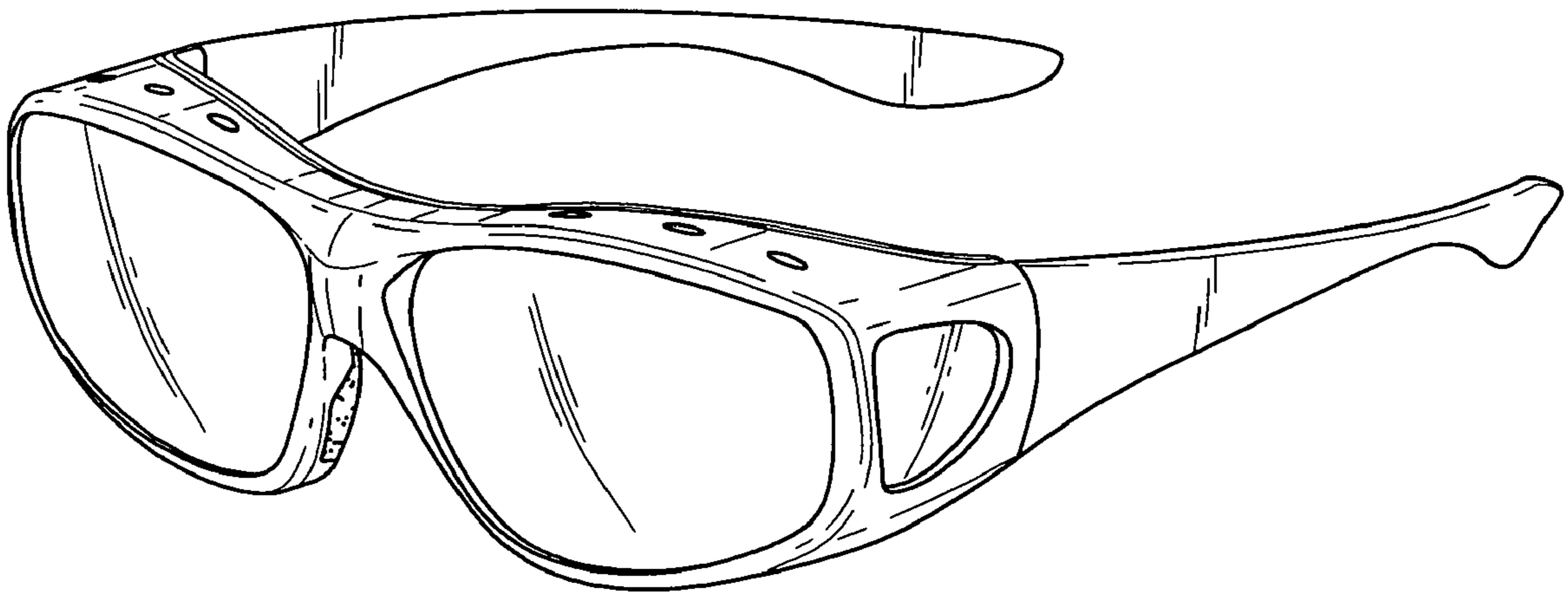


FIG. 2

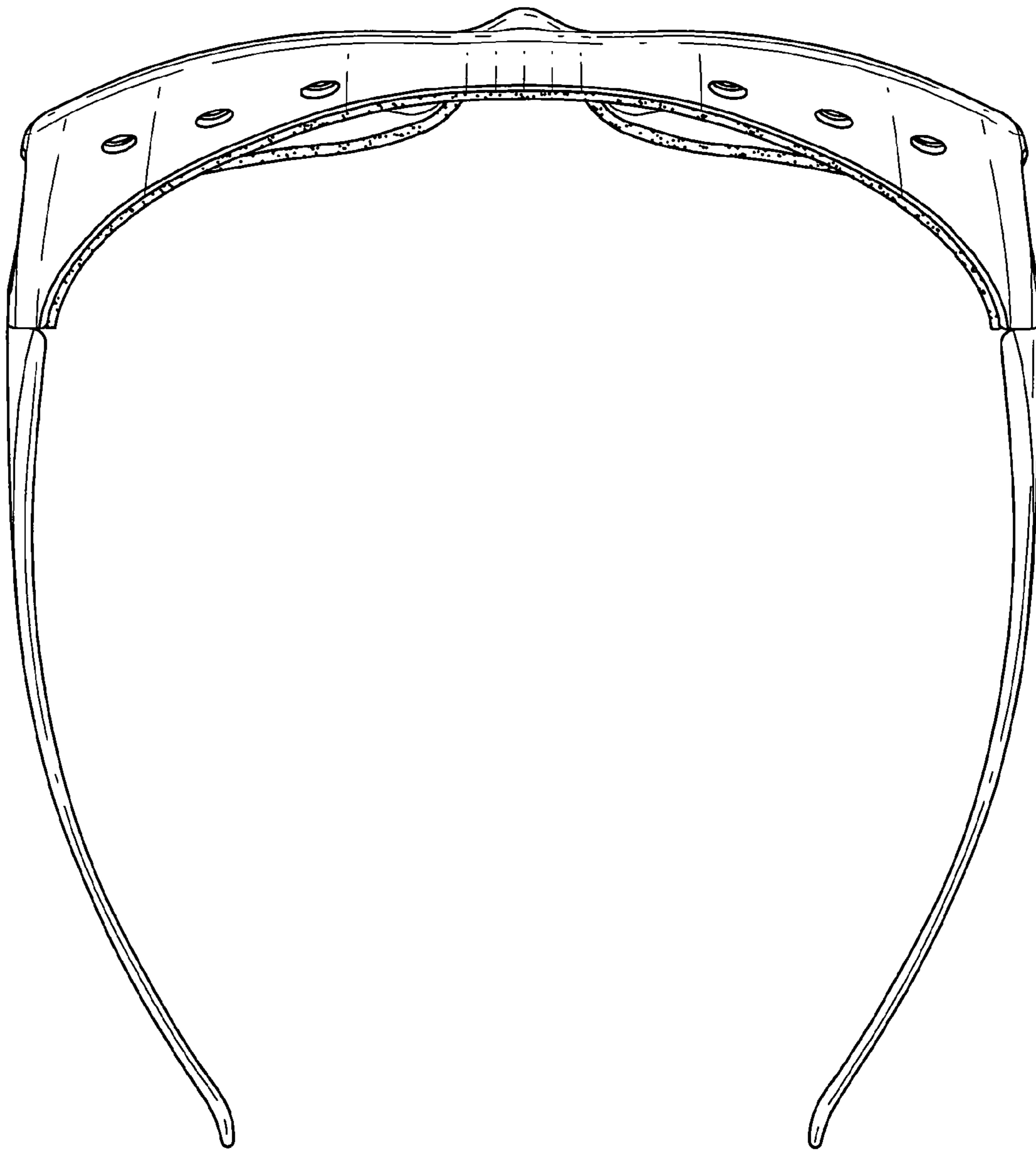


FIG. 3

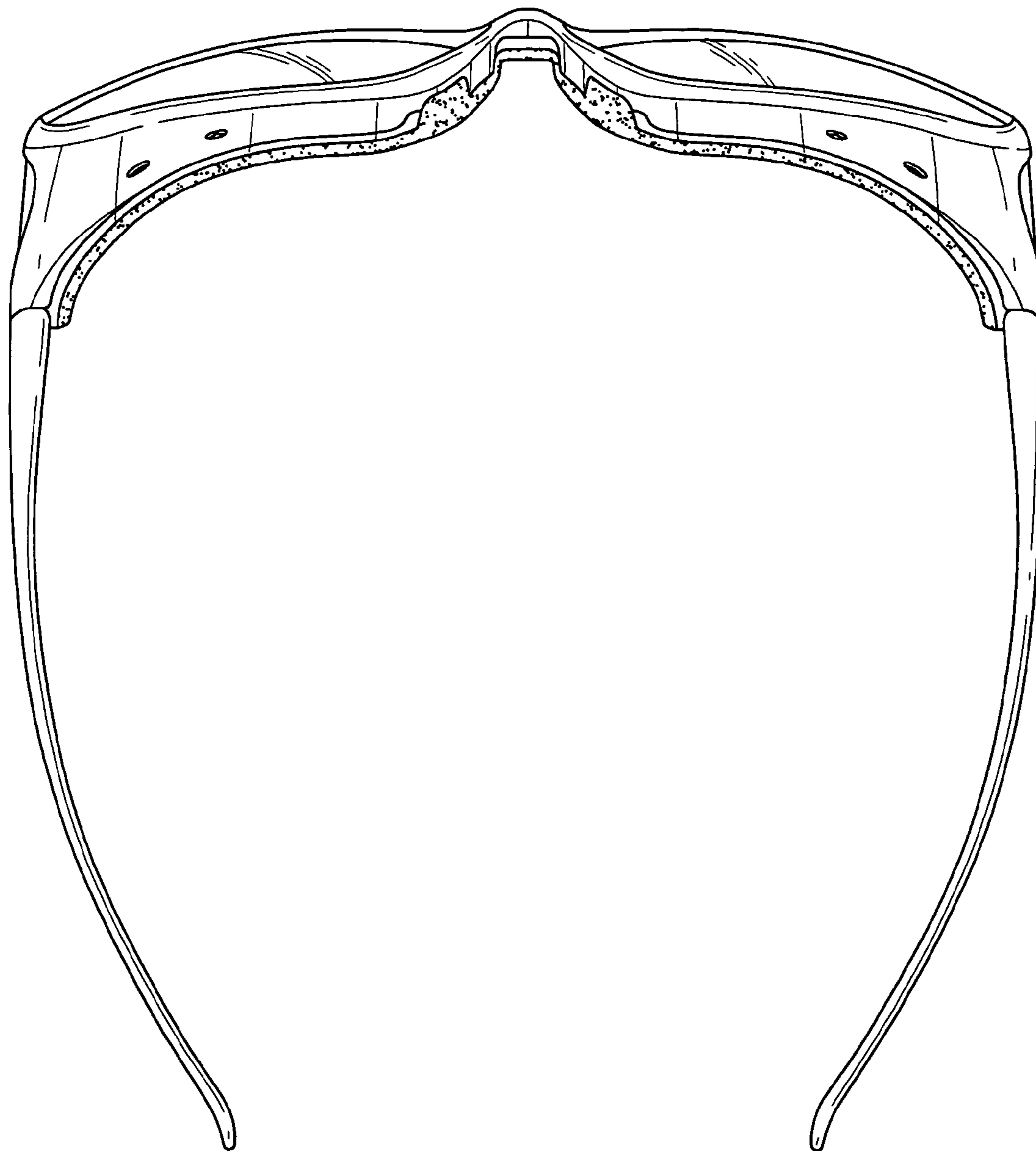


FIG. 4

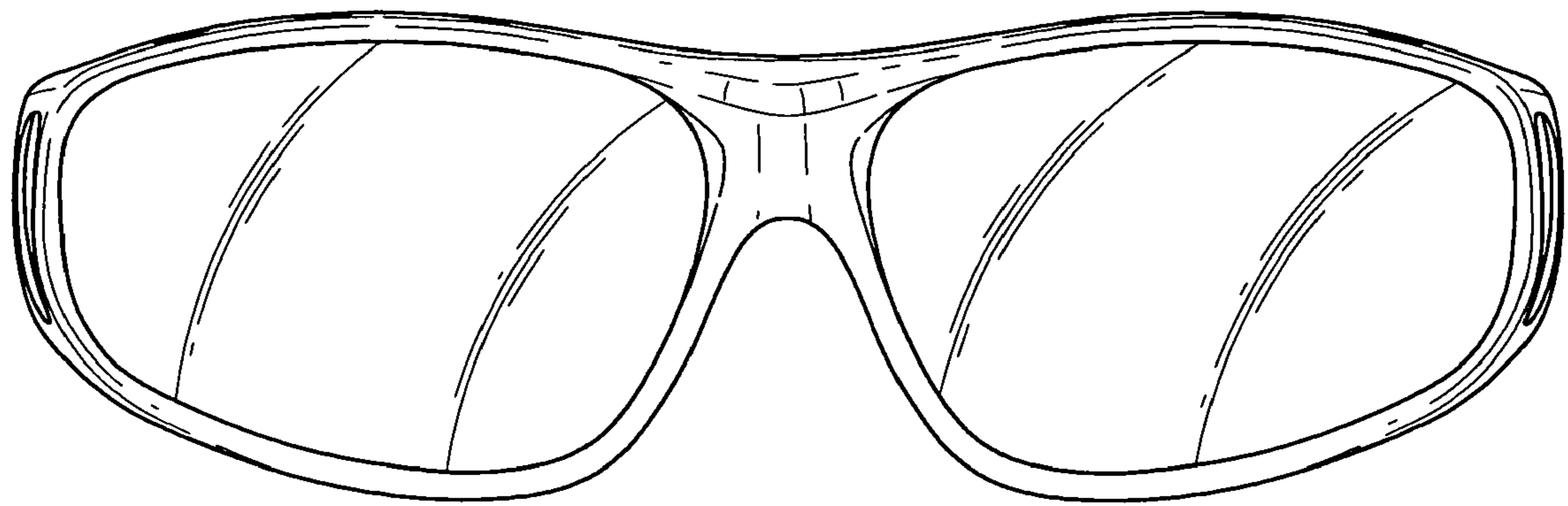


FIG. 5

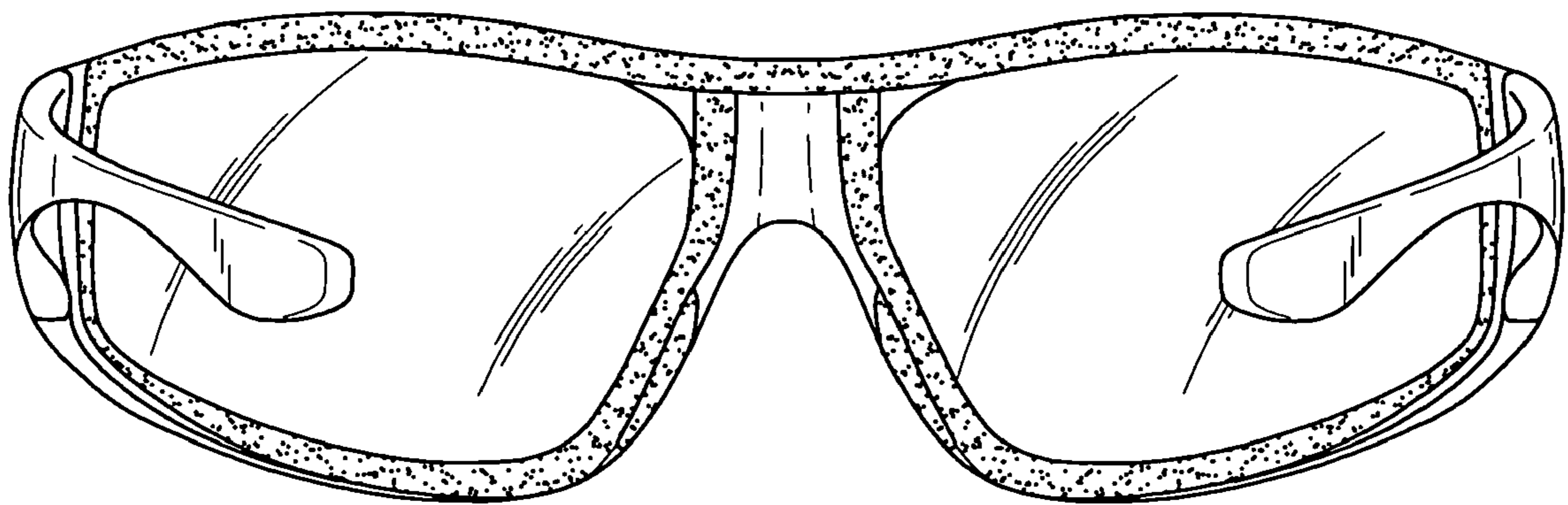


FIG. 6

