



US00D590425S

(12) **United States Design Patent**  
**Rosenfelder et al.**

(10) **Patent No.:** **US D590,425 S**  
(45) **Date of Patent:** **\*\* Apr. 14, 2009**

(54) **DOOR FOR A REFRIGERATOR**

D537,852 S \* 3/2007 Czach ..... D15/91

(75) Inventors: **Esther Savitri Rosenfelder**, McMurray, PA (US); **Scott A. Shaver**, Louisville, KY (US); **Keith F. Rhinehart**, Louisville, KY (US); **Daniel Lee Wheat**, Louisville, KY (US)

FOREIGN PATENT DOCUMENTS

EM	000241377-0006	2/2005
EM	000269725-0001	3/2005
EM	000349709-0001	7/2005
GB	2100024	2/2001
WO	DM/046904	2/1999

(73) Assignee: **General Electric Company**, Schenectady, NY (US)

OTHER PUBLICATIONS

U.S. Appl. No. 29/250,514, filed Nov. 17, 2006, Esther Savitri Rosenfelder et al.

U.S. Appl. No. 29/250,518, filed Nov. 17, 2006, Chris George Bissig et al.

Digital photographs of WHIRLPOOL Brand Refrigerator; Oct. 23, 2006.

(\*\*) Term: **14 Years**

\* cited by examiner

(21) Appl. No.: **29/250,516**

(22) Filed: **Nov. 17, 2006**

*Primary Examiner*—Stella Reid  
*Assistant Examiner*—Shanda C. Hill

(51) **LOC (9) Cl.** ..... **15-07**

(52) **U.S. Cl.** ..... **D15/91**

(58) **Field of Classification Search** ..... D15/79, D15/81, 85, 86, 87, 89, 91; D7/405; 62/3.1, 62/3.6, 3.63, 3.64, 45.1, 293, 331, 371, 440, 62/467, 529, 531; 312/236, 352, 400-408  
See application file for complete search history.

(57) **CLAIM**

The ornamental design for a door for a refrigerator, as shown and described.

(56) **References Cited**

U.S. PATENT DOCUMENTS

D358,598 S	*	5/1995	Edman	.....	D15/85
D470,156 S	*	2/2003	Resuello et al.	.....	D15/91
D508,026 S		8/2005	Phipps et al.		
D508,926 S		8/2005	Seok et al.		
D511,534 S	*	11/2005	Ertz et al.	.....	D15/89
D520,535 S	*	5/2006	Lee et al.	.....	D15/91
D523,878 S	*	6/2006	Quinlan et al.	.....	D15/89
D530,727 S	*	10/2006	Becke	.....	D15/87

**DESCRIPTION**

FIG. 1 is a front isometric view, showing the ornamental design of a door for a refrigerator.

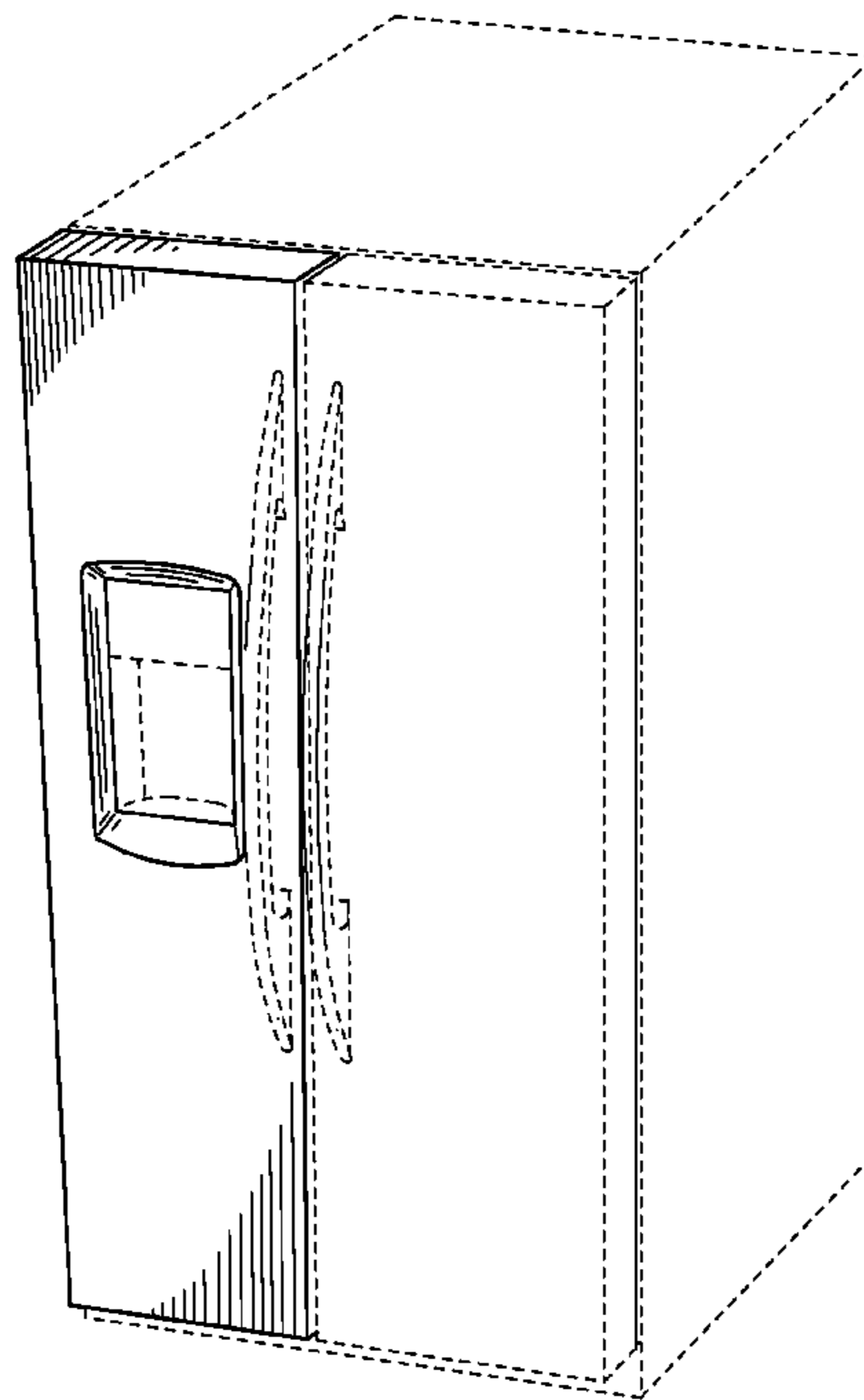
FIG. 2 is a top view of the door shown in FIG. 1.

FIG. 3 is a right side view of the door shown in FIG. 1; and,

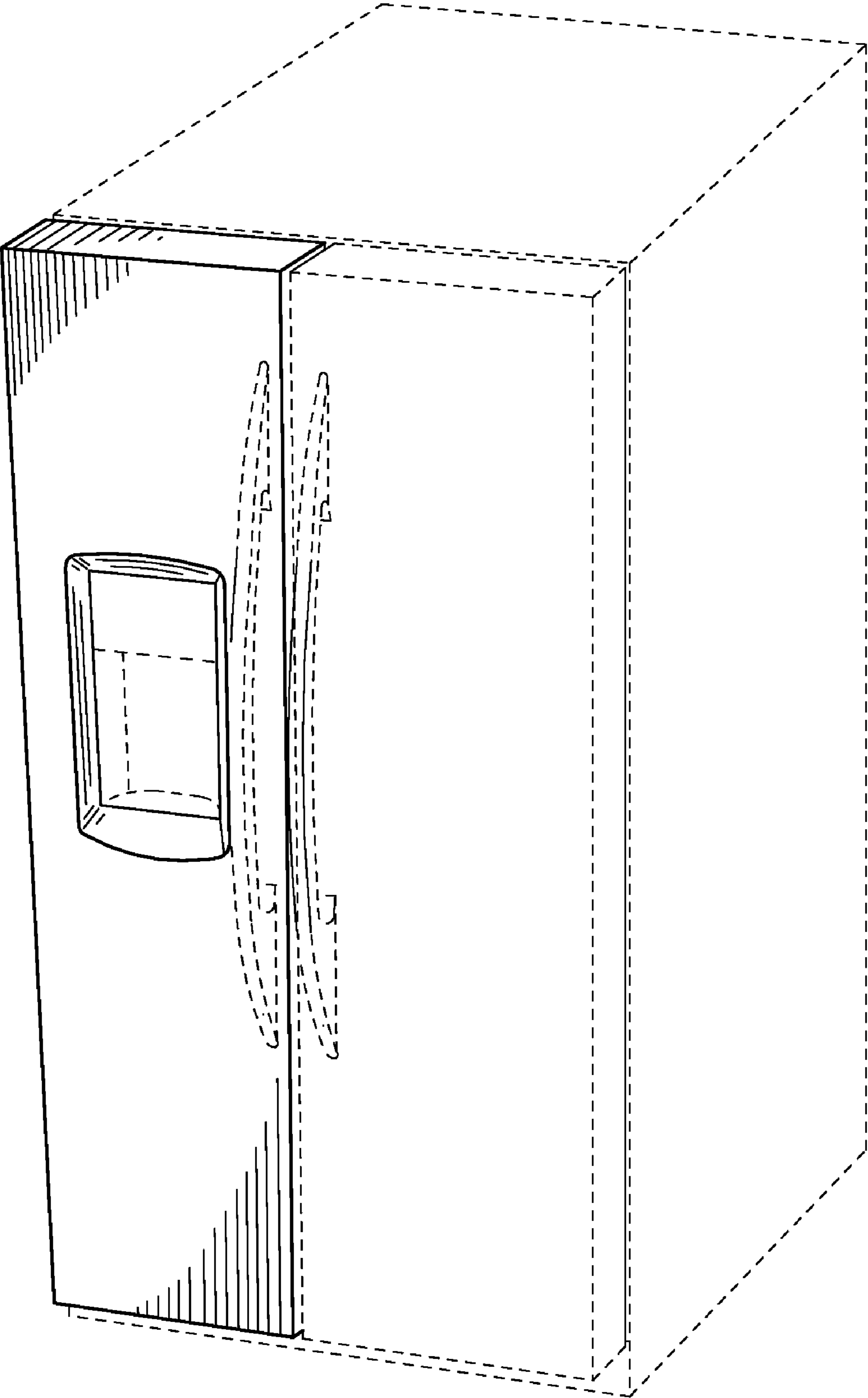
FIG. 4 is a front view of the door shown in FIG. 1.

The broken lines showing elements in the drawings are for illustration purposes only and form no part of the claimed design.

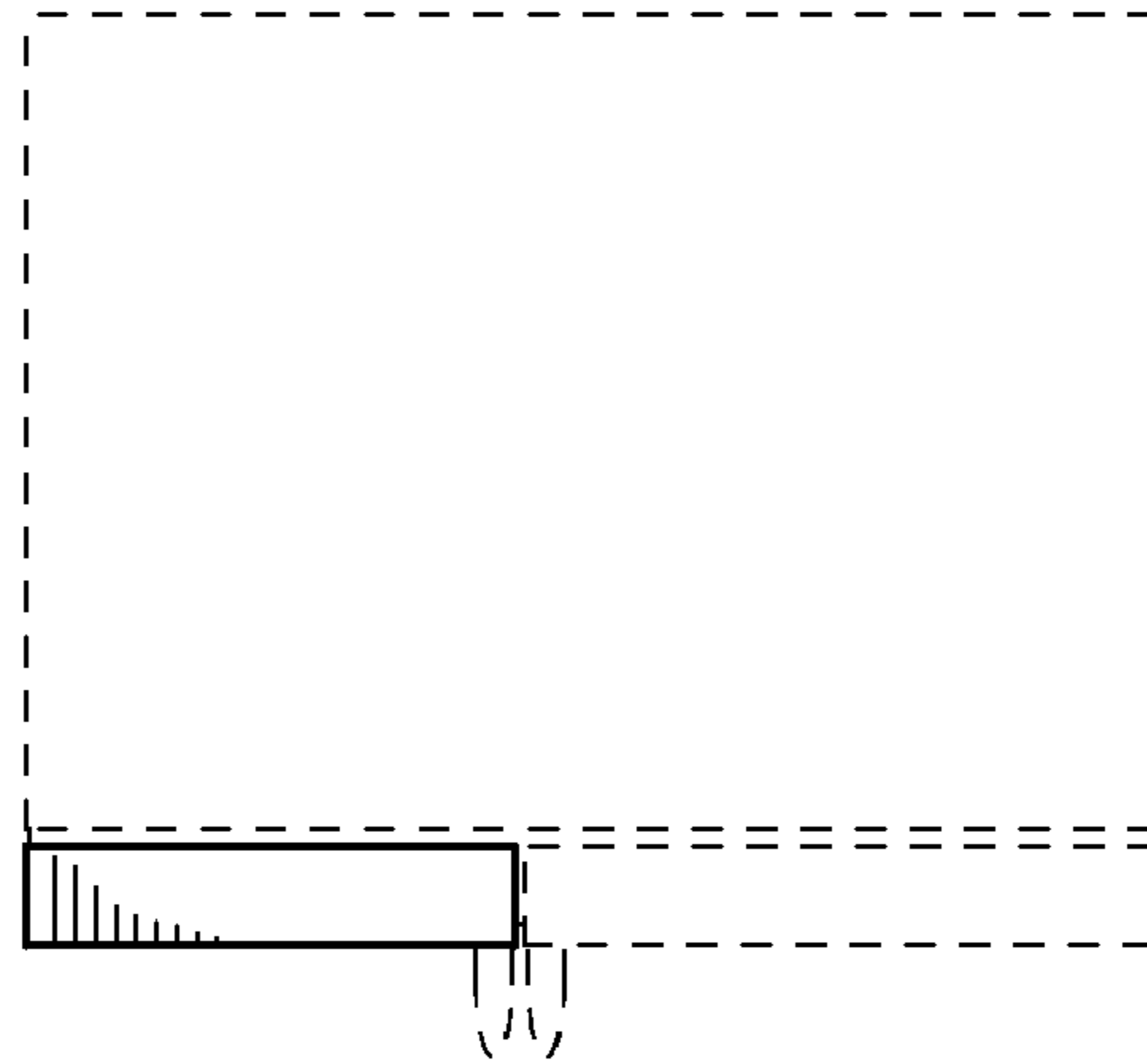
**1 Claim, 2 Drawing Sheets**



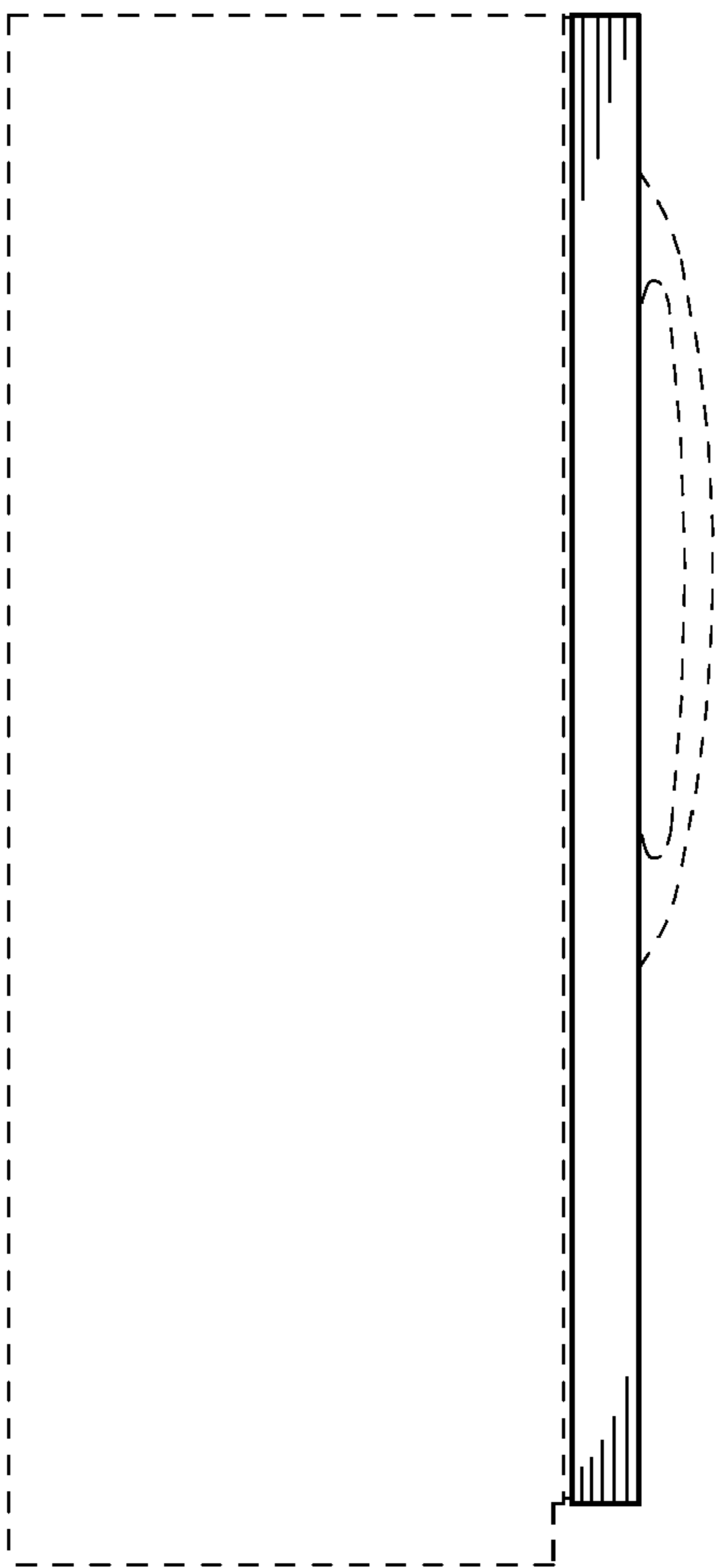
**FIG. 1**



**FIG. 2**



**FIG. 3**



**FIG. 4**

