

US00D590412S

(12) **United States Design Patent**  
**Saft et al.**

(10) **Patent No.:** **US D590,412 S**  
(45) **Date of Patent:** **\*\* Apr. 14, 2009**

(54) **GRAPHICAL USER INTERFACE FOR  
DISPLAYING CONTENT SELECTIONS ON A  
DISPLAY PANEL**

KR 2005-0080382 A 8/2005

**OTHER PUBLICATIONS**

(75) Inventors: **Keith D. Saft**, San Francisco, CA (US);  
**Carlo P. Bernoulli**, Berlin (DE); **Lee J.  
Parry**, Stockholm (SE); **Megan D.  
Shephard**, North Huntingdon, PA (US);  
**Cole J. Poelker**, San Francisco, CA (US)

International Search Report mailed Oct. 10, 2007, for PCT Applica-  
tion No. PCT/US2007/008193 filed Mar. 30, 2007, 9 pages.  
U.S. Appl. No. 29/299,126, filed Dec. 19, 2007, for Kordus et al.  
U.S. Appl. No. 29/299,128, filed Dec. 19, 2007, for Kordus et al.

\* cited by examiner

(73) Assignee: **Yahoo! Inc.**, Sunnyvale, CA (US)

*Primary Examiner*—Melanie H Tung  
(74) *Attorney, Agent, or Firm*—Morrison & Foerster LLP

(\*\*) Term: **14 Years**

(57) **CLAIM**

(21) Appl. No.: **29/299,467**

The ornamental design for a graphical user interface for dis-  
playing content selections on a display panel, as shown and  
described.

(22) Filed: **Dec. 27, 2007**

(51) **LOC (9) Cl.** ..... **14-04**

(52) **U.S. Cl.** ..... **D14/486**

(58) **Field of Classification Search** ..... D14/485–95;  
D18/24–33; D20/6, 52; D21/324–33; 715/700–867,  
715/973–77

**DESCRIPTION**

See application file for complete search history.

FIG. 1 is a front view of a graphical user interface for dis-  
playing content selections on a display panel;

FIG. 2 is a front view of a second embodiment thereof;

FIG. 3 is a front view of a third embodiment thereof;

FIG. 4 is a front view of a fourth embodiment thereof;

FIG. 5 is a front view of a fifth embodiment thereof;

FIG. 6 is a front view of a sixth embodiment thereof;

FIG. 7 is a front view of a seventh embodiment thereof;

FIG. 8 is a front view of an eighth embodiment thereof;

FIG. 9 is a front view of a ninth embodiment thereof;

FIG. 10 is a front view of a tenth embodiment thereof;

FIG. 11 is a front view of a eleventh embodiment thereof; and,

FIG. 12 is a front view of a twelfth embodiment thereof.

The broken line drawings of the display panel forms no part of  
the claimed design. The text and images shown in dotted lines  
are for illustrative purposes only and form no part of the  
claimed design.

(56) **References Cited**

**U.S. PATENT DOCUMENTS**

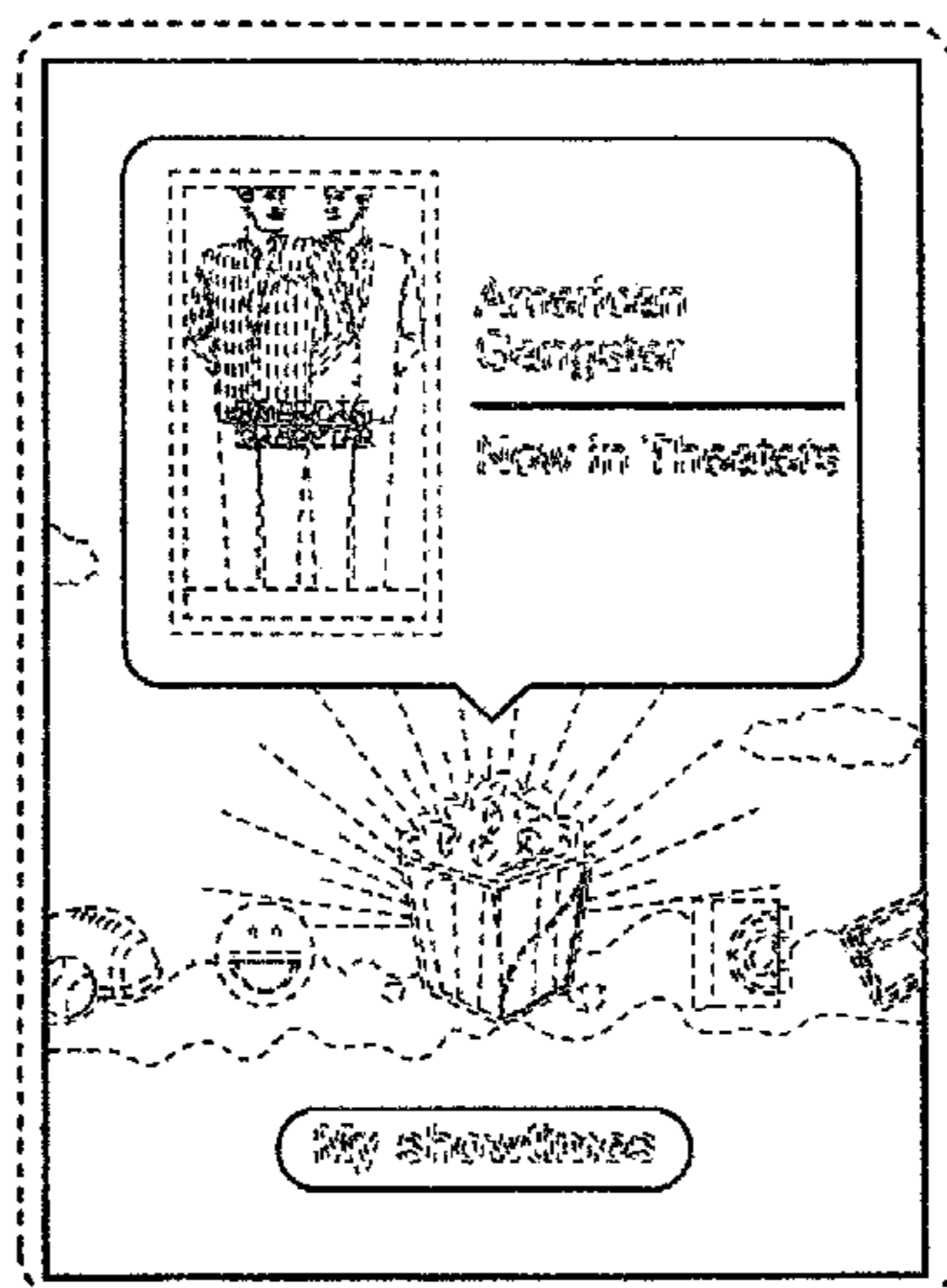
5,341,293	A	8/1994	Vertelney et al.	
D436,967	S *	1/2001	Yasui et al.	D14/486
D440,575	S *	4/2001	Wang et al.	D14/489
D440,979	S *	4/2001	Wang et al.	D14/489
D446,790	S *	8/2001	Wang et al.	D14/486
6,335,737	B1	1/2002	Grossman et al.	
D454,138	S *	3/2002	Imamura et al.	D14/486
D495,715	S *	9/2004	Gildred	D14/486
D496,370	S *	9/2004	Gildred	D14/486
D555,661	S *	11/2007	Kim	D14/486
D564,627	S *	3/2008	Miyazoe et al.	D23/233
D582,930	S *	12/2008	Blankenship et al.	D14/485

(Continued)

**FOREIGN PATENT DOCUMENTS**

KR 2003-0055855 A 7/2003

**1 Claim, 4 Drawing Sheets**



# US D590,412 S

Page 2

---

## U.S. PATENT DOCUMENTS

2004/0142720	A1	7/2004	Smethers	2006/0101350	A1	5/2006	Scott
2004/0155909	A1	8/2004	Wagner	2007/0014278	A1	1/2007	Ebbesen et al.
2004/0216036	A1	10/2004	Chu et al.	2007/0186173	A1	8/2007	Both et al.
2005/0050301	A1	3/2005	Whittle et al.	2007/0186177	A1	8/2007	Both et al.
2005/0231520	A1	10/2005	Forest	2007/0186186	A1	8/2007	Both et al.
				2007/0233377	A1	10/2007	Salay et al.

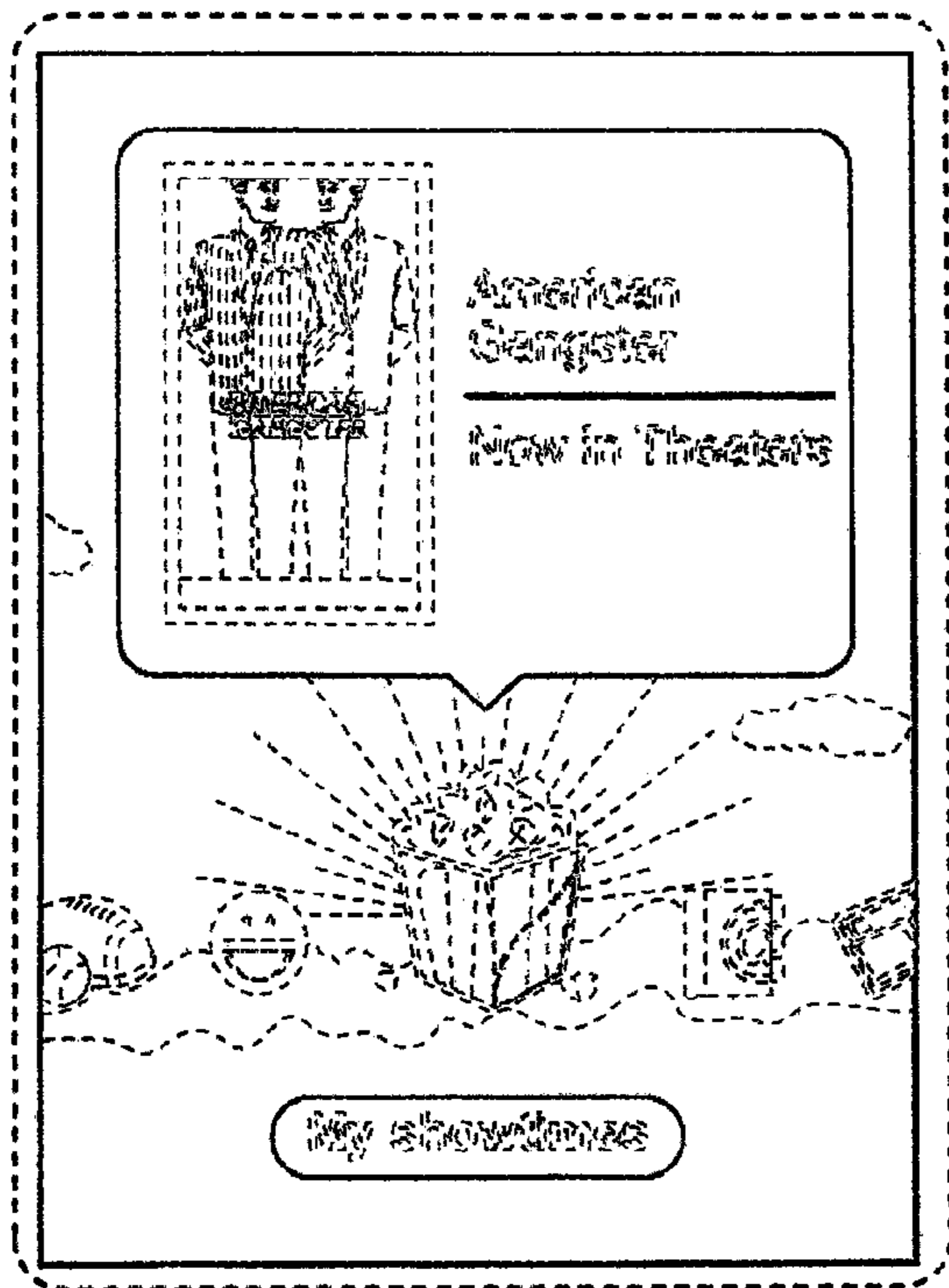


FIG. 1

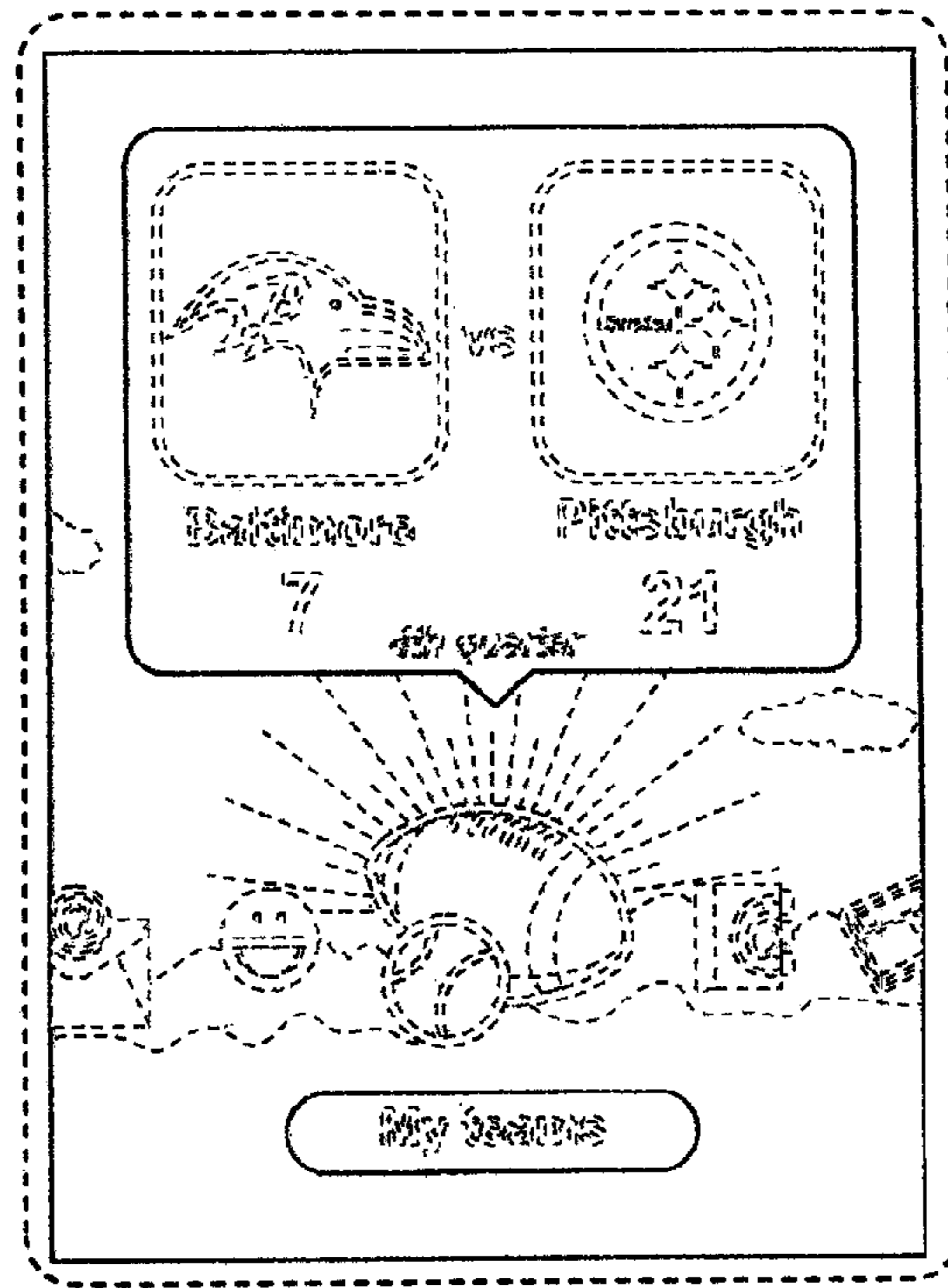


FIG. 2

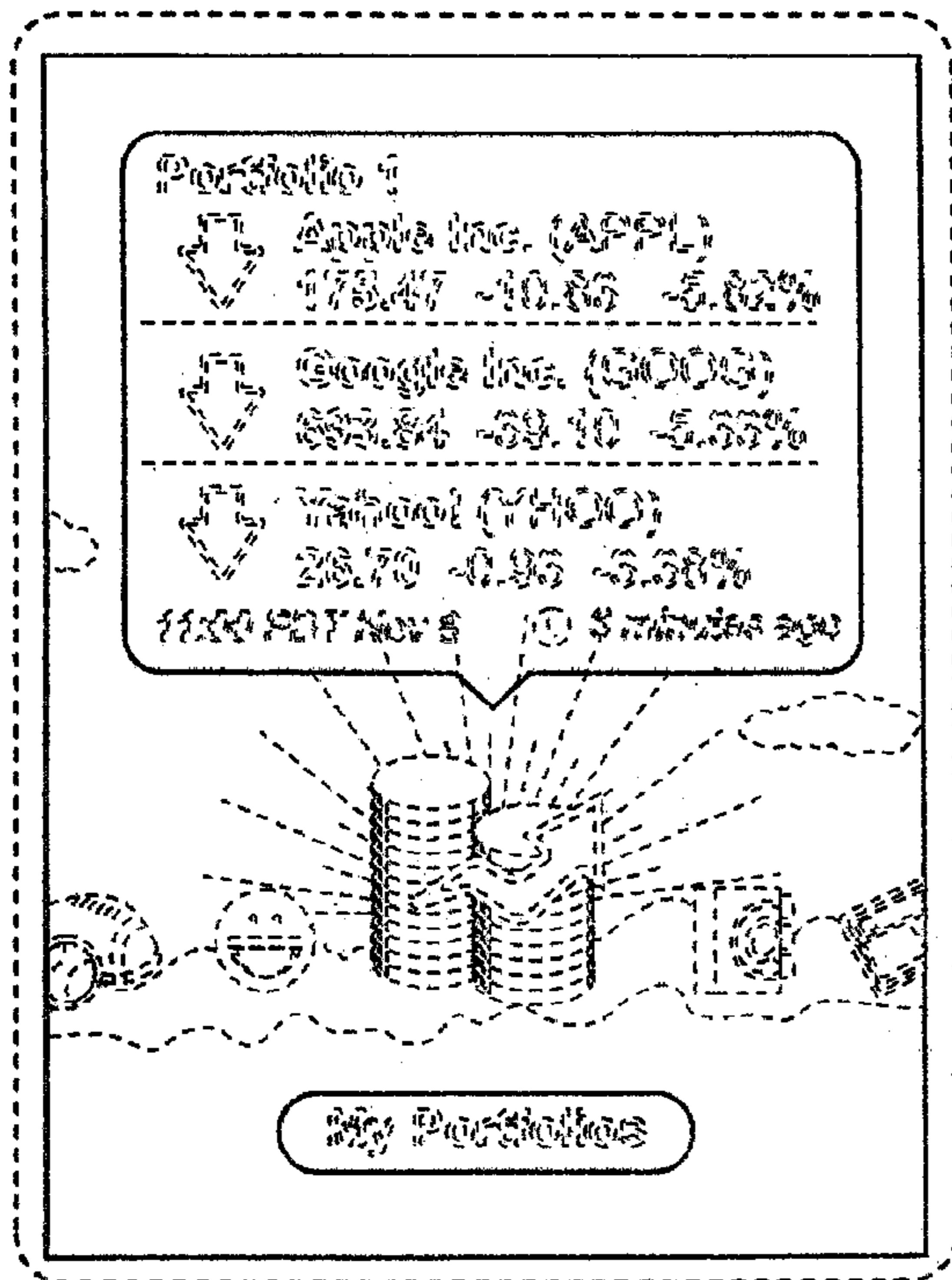


FIG. 3

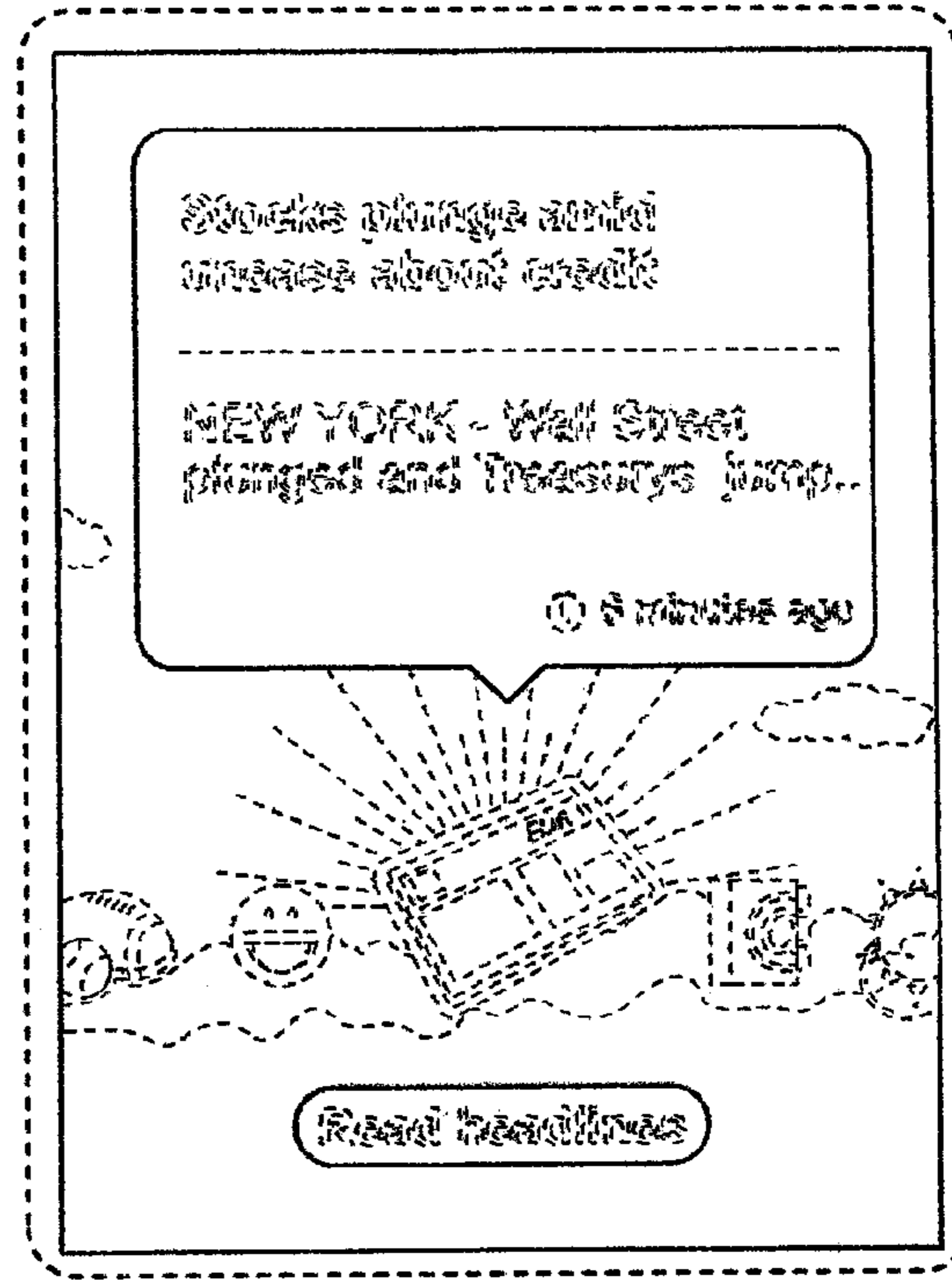


FIG. 4

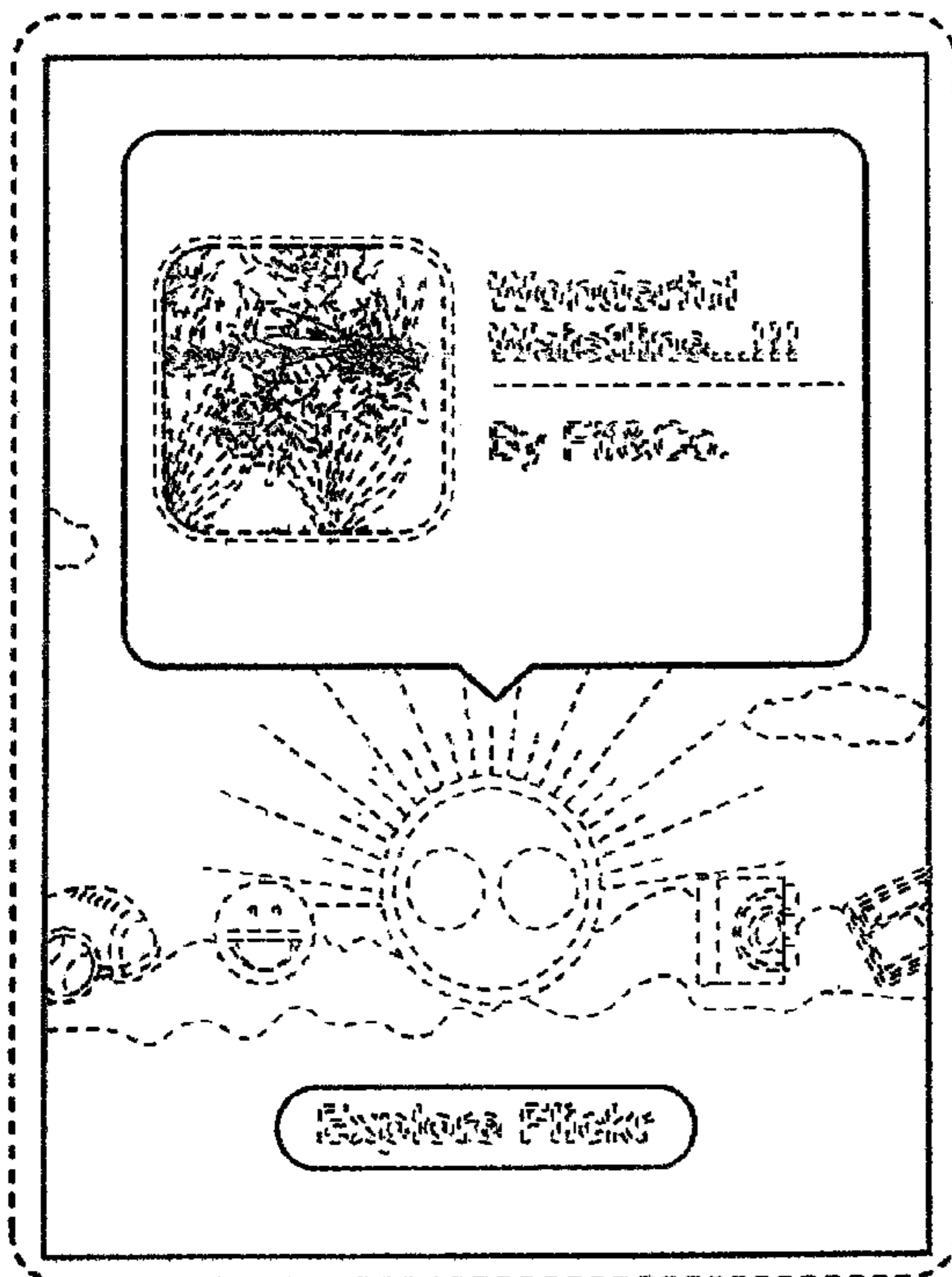


FIG. 5




FIG. 6




FIG. 7

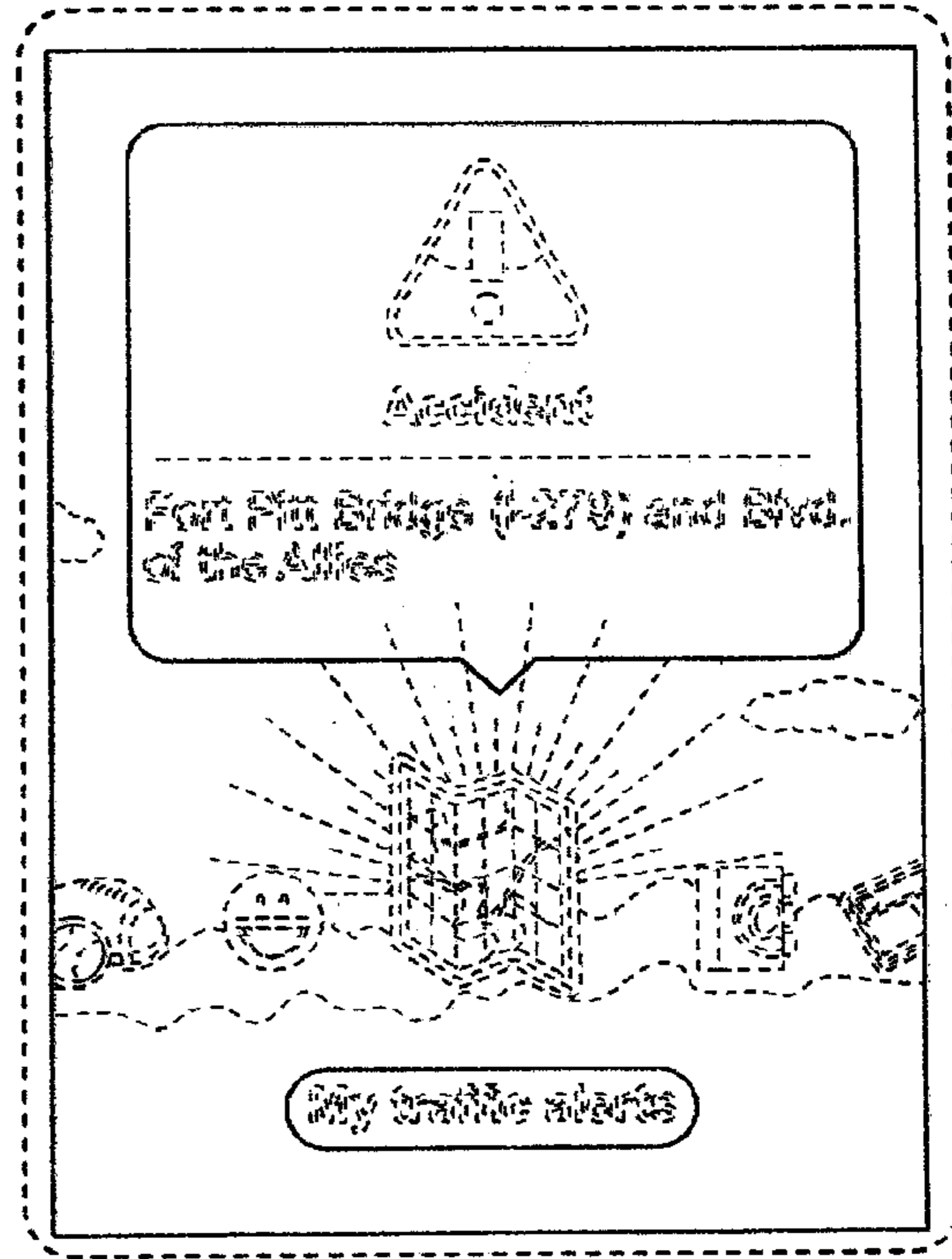


FIG. 8




FIG. 9




FIG. 10

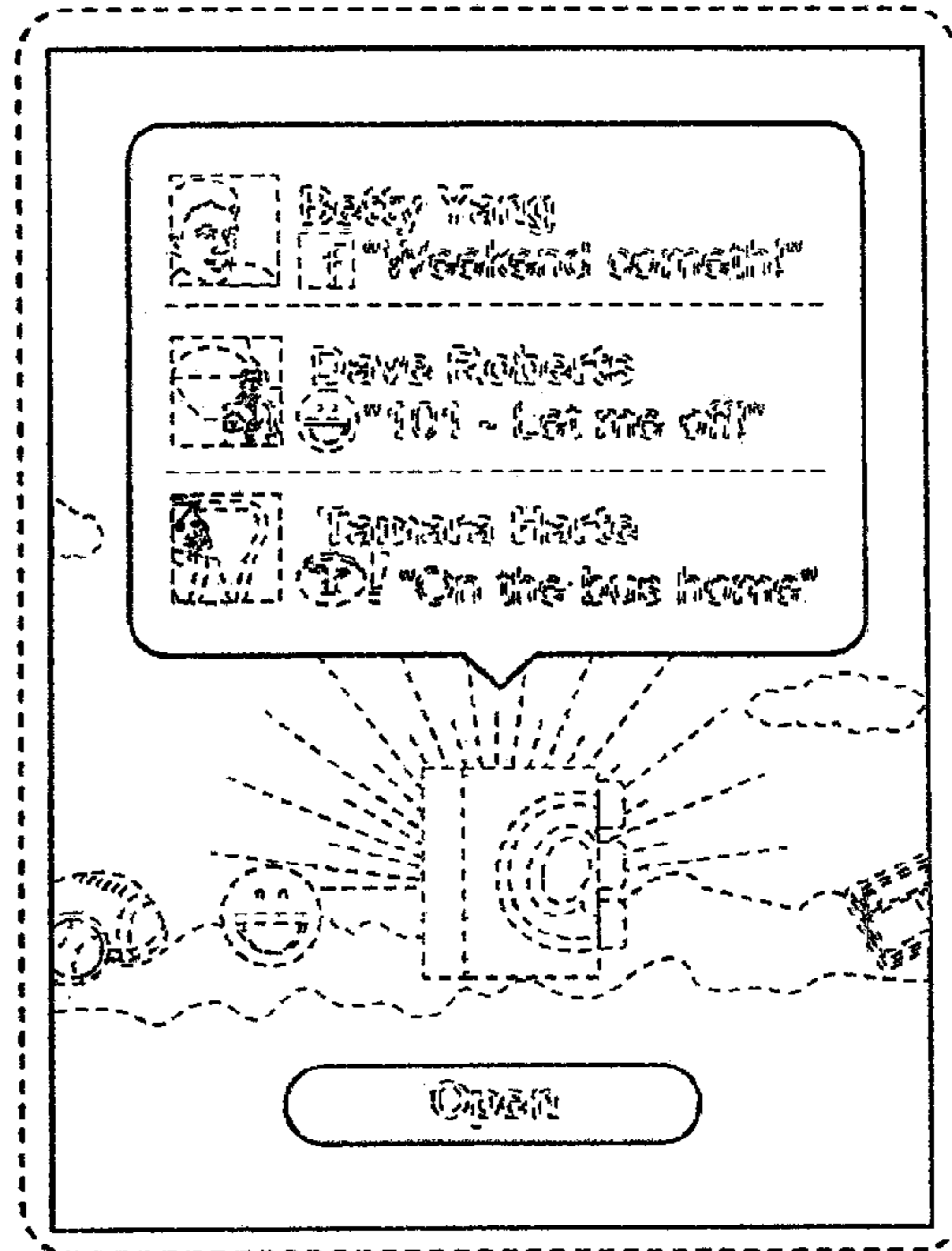


FIG. 11

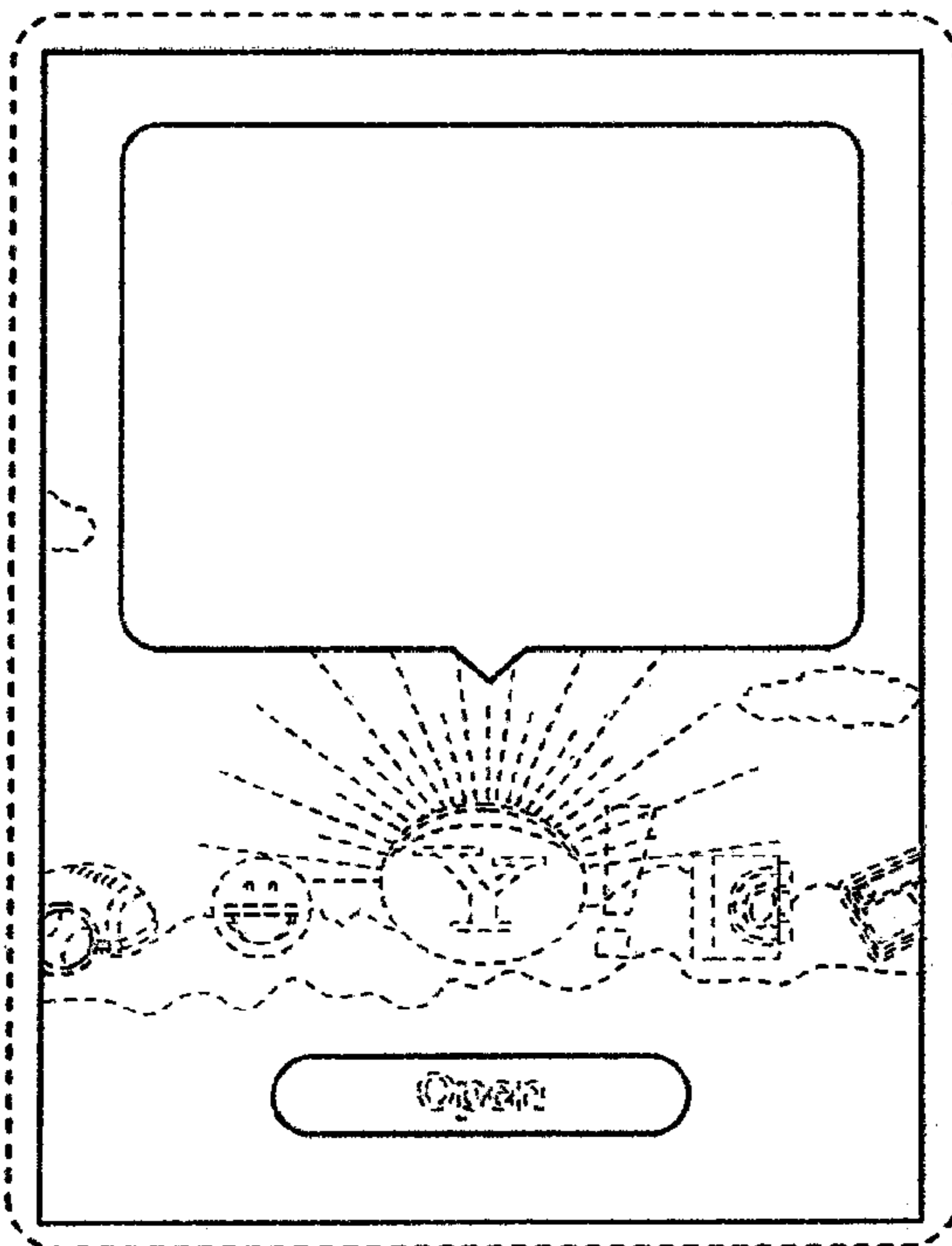


FIG. 12