



US00D590399S

(12) **United States Design Patent**
Chen

(10) **Patent No.:** **US D590,399 S**
(45) **Date of Patent:** **** Apr. 14, 2009**

(54) **LIGHTING LOGO OPTICAL MOUSE**
(75) Inventor: **Xiaobo Chen**, Guangdong (CN)
(73) Assignee: **X00PAR Limited**, Hong Kong (HK)
(**) Term: **14 Years**

D534,168 S * 12/2006 Wada D14/407
D534,534 S * 1/2007 Wada D14/407
D534,535 S * 1/2007 Tzeng et al. D14/407
D547,760 S * 7/2007 Choo D14/407
D549,228 S * 8/2007 Yamagishi D14/408
7,392,047 B2 * 6/2008 Ranta 455/423

* cited by examiner

Primary Examiner—Pamela J Burgess

(21) Appl. No.: **29/321,673**
(22) Filed: **Jul. 21, 2008**

(57) **CLAIM**

(30) **Foreign Application Priority Data**
Feb. 29, 2008 (CN) 2008 3 0042247

The ornamental design for a lighting logo optical mouse, as shown and described.

(51) **LOC (9) Cl.** **14-02**
(52) **U.S. Cl.** **D14/407; D14/402**
(58) **Field of Classification Search** D14/402–410,
D14/417; 235/472.01; 345/156–167; 365/49;
463/36–38; 200/5 A, 5 R, 6 A, 6 R; 273/148 B;
D21/333
See application file for complete search history.

DESCRIPTION

FIG. 1 is a front elevational view of a lighting logo optical mouse showing my new design.
FIG. 2 is a rear elevational view thereof;
FIG. 3 is a left side view thereof;
FIG. 4 is a right side view thereof;
FIG. 5 is a top plan view thereof;
FIG. 6 is a bottom plan view thereof; and,
FIG. 7 is a front elevational view thereof showing the lighting logo optical mouse being switched on.

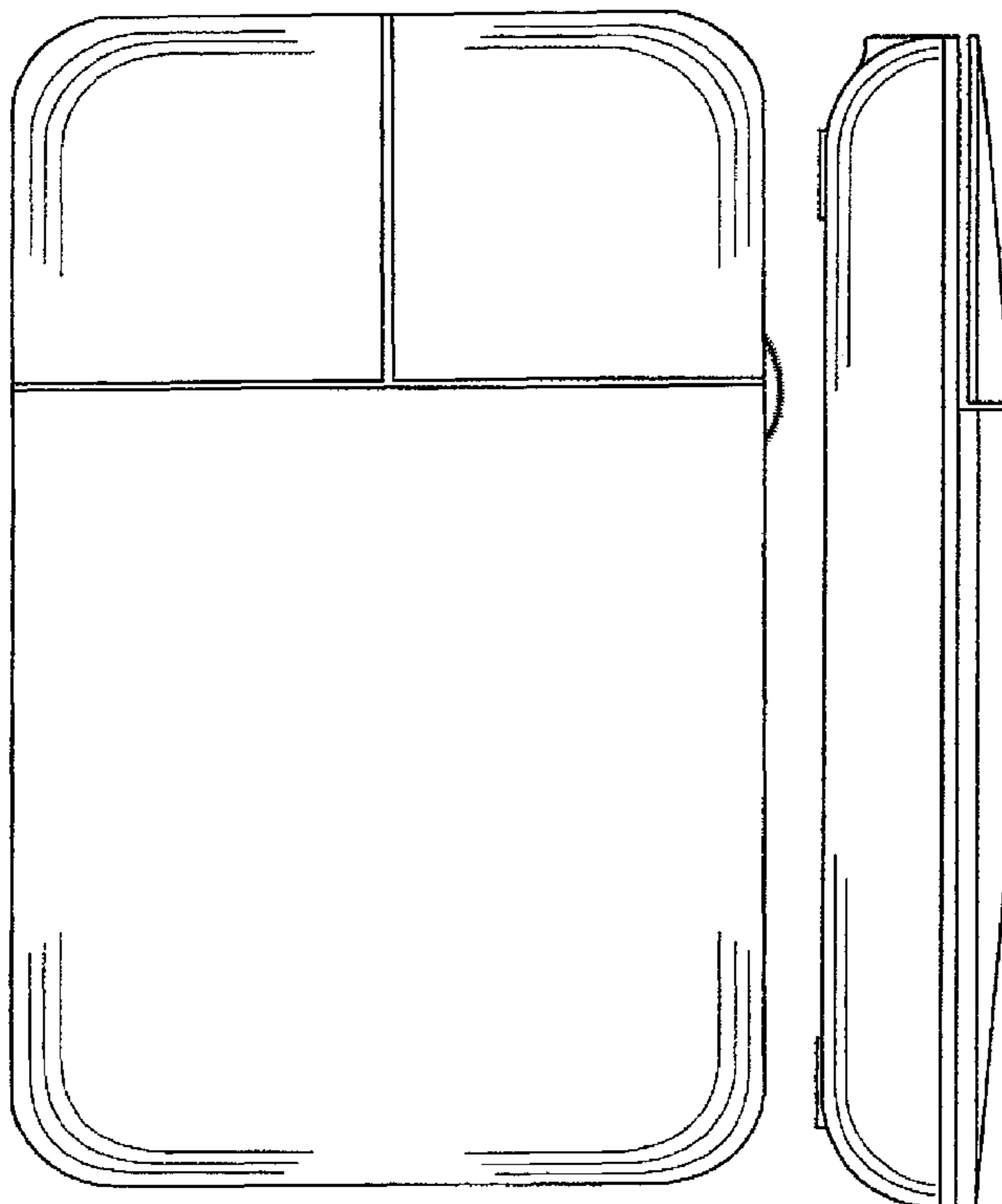
The broken line showing portions of the lighting logo are included for information purposes only and form no part of the claimed design.

(56) **References Cited**

U.S. PATENT DOCUMENTS

D284,284 S * 6/1986 Manock et al. D14/407
D305,331 S * 1/1990 Esslinger D14/407
D472,899 S * 4/2003 Hu et al. D14/402
D483,764 S * 12/2003 Masamitsu et al. D14/407
6,850,223 B2 * 2/2005 Hou 345/163
D532,787 S * 11/2006 Lu D14/402
D533,621 S * 12/2006 Achor et al. D22/122

1 Claim, 6 Drawing Sheets






FIG. 1

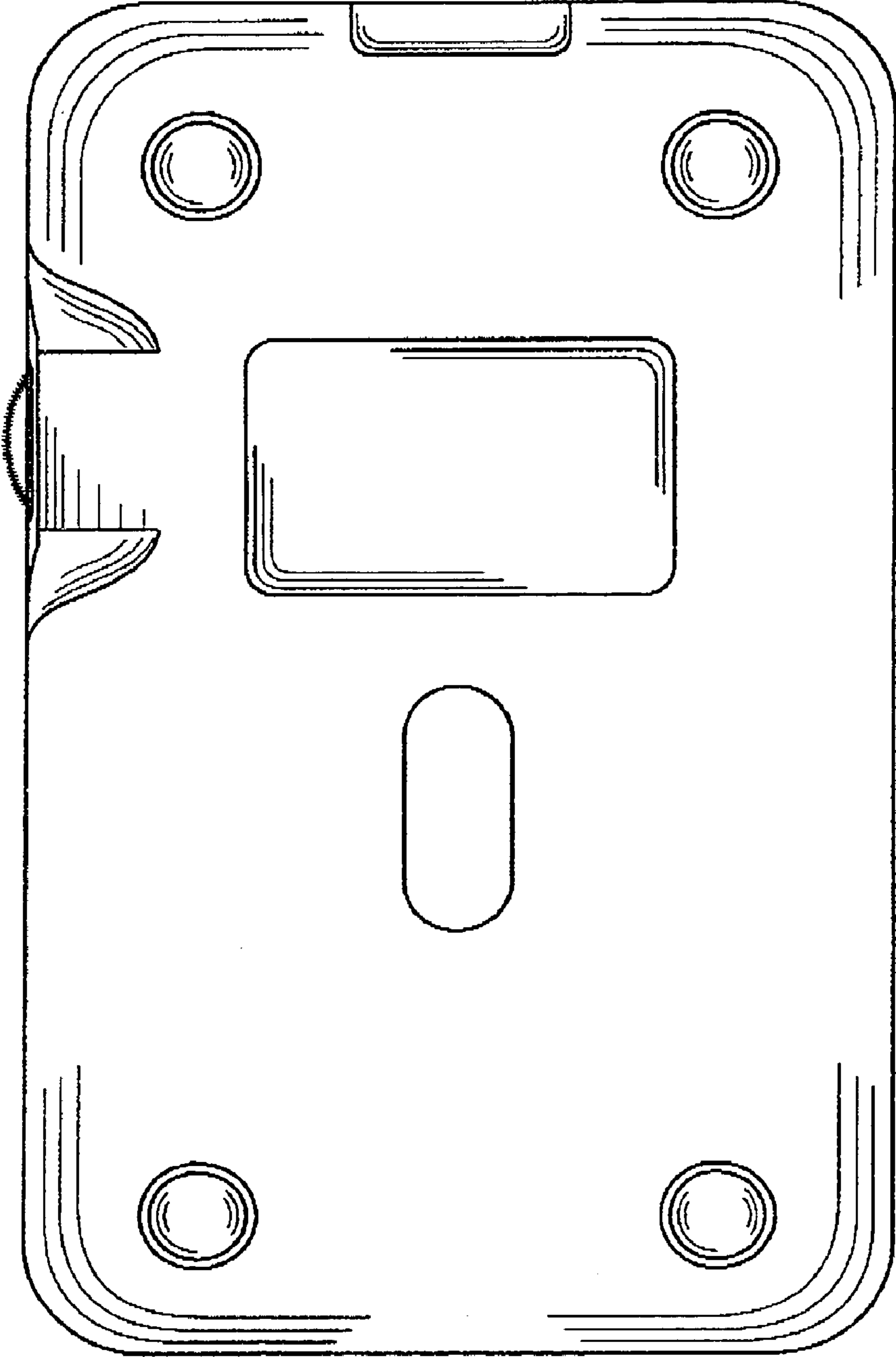


FIG. 2




FIG. 3

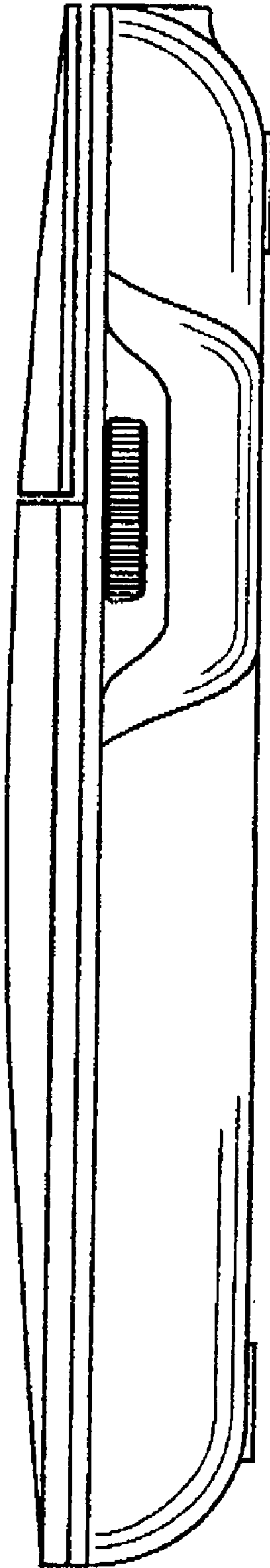


FIG. 4




FIG. 5




FIG. 6




FIG. 7