

US00D590370S

(12) **United States Design Patent**
Yuzawa et al.

(10) **Patent No.:** **US D590,370 S**
(45) **Date of Patent:** **** Apr. 14, 2009**

(54) **RADIO RECEIVER HAVING DIGITAL AUDIO DISC PLAYER**

(75) Inventors: **Tomohiro Yuzawa**, Neyagawa (JP);
Hajime Furuno, Neyagawa (JP)

(73) Assignee: **Onkyo Corporation**, Osaka (JP)

(**) Term: **14 Years**

(21) Appl. No.: **29/288,969**

(22) Filed: **Jun. 28, 2007**

(30) **Foreign Application Priority Data**

Apr. 25, 2007 (JP) 2007-011185
Apr. 25, 2007 (JP) 2007-011186

(51) **LOC (9) Cl.** **14-01**

(52) **U.S. Cl.** **D14/168**

(58) **Field of Classification Search** D14/135–136,
D14/156–157, 167–168, 197–198, 188, 217,
D14/257, 258; 360/99.02, 99.07; 369/75.11,
369/75.21, 77.21, 77.11; 720/612, 619, 647,
720/655; 455/344, 347–351

See application file for complete search history.

(56) **References Cited**

U.S. PATENT DOCUMENTS

D419,558 S	1/2000	Bhavnani	
D428,612 S	7/2000	Scorrano	
D440,957 S	4/2001	Grinkus	
D443,602 S	6/2001	Scorrano	
D473,209 S	4/2003	Solland	
D473,210 S	4/2003	Solland	
D475,360 S *	6/2003	Yoneda et al.	D14/168
D486,468 S *	2/2004	Suzuki	D14/168
D498,742 S	11/2004	Green	
D509,208 S *	9/2005	Takagi	D14/168
D512,419 S *	12/2005	Juszkiewicz et al.	D14/188
D538,767 S *	3/2007	Chae et al.	D14/135
D552,074 S *	10/2007	Aquillano et al.	D14/168

FOREIGN PATENT DOCUMENTS

JP	D 1088573	10/2000
JP	D 1220246	10/2004
JP	D 1293749	2/2007

OTHER PUBLICATIONS

United States Trademark Reg. No. 2299158 to Bose Corp.; design mark; first use May 1993.

CTM Trademark Reg. No. 002232676 to Bose Corp.; design mark.

RCD Trademark Reg. No. 000163134-0001 to Bose Corp.; design mark.

* cited by examiner

Primary Examiner—Nanda Bondade

(74) *Attorney, Agent, or Firm*—The Webb Law Firm

(57) **CLAIM**

The ornamental design for a radio receiver having digital audio disc player, as shown and described.

DESCRIPTION

FIG. 1 is a front view of a radio receiver having digital audio disc player in accordance with a first embodiment of the present invention;

FIG. 2 is a rear view thereof;

FIG. 3 is a right side view thereof;

FIG. 4 is a left side view thereof;

FIG. 5 is a plan view thereof;

FIG. 6 is a bottom view thereof;

FIG. 7 is a perspective view thereof.

FIG. 8 is a front view of a radio receiver having digital audio disc player in accordance with a second embodiment of the present invention;

FIG. 9 is a rear view thereof;

FIG. 10 is a right side view thereof;

FIG. 11 is a left side view thereof;

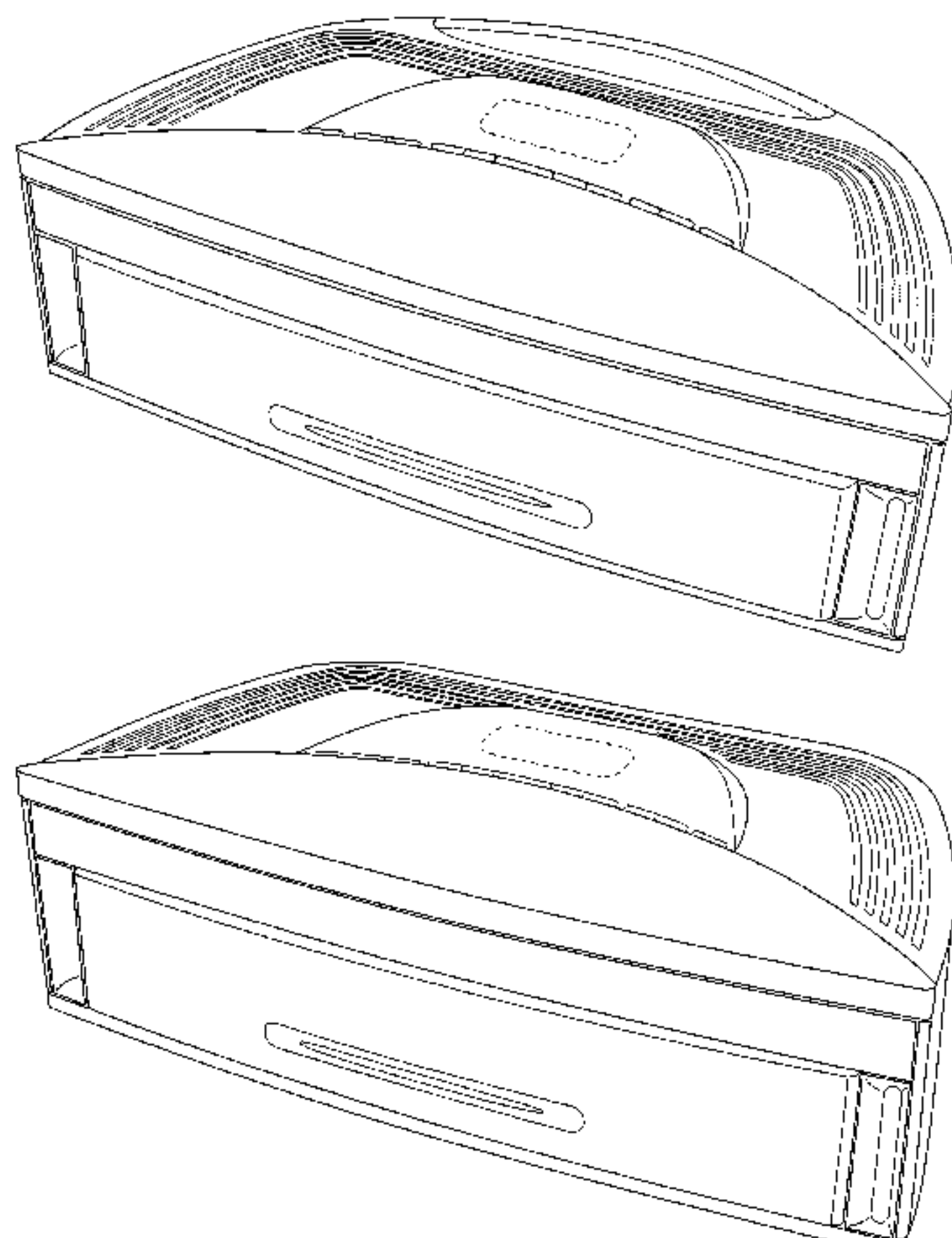
FIG. 12 is a plan view thereof;

FIG. 13 is a bottom view thereof; and,

FIG. 14 is a perspective view thereof.

The broken line showings of FIGS. 5, 7, 12 and 14 are environmental only and not part of the claimed design.

1 Claim, 14 Drawing Sheets



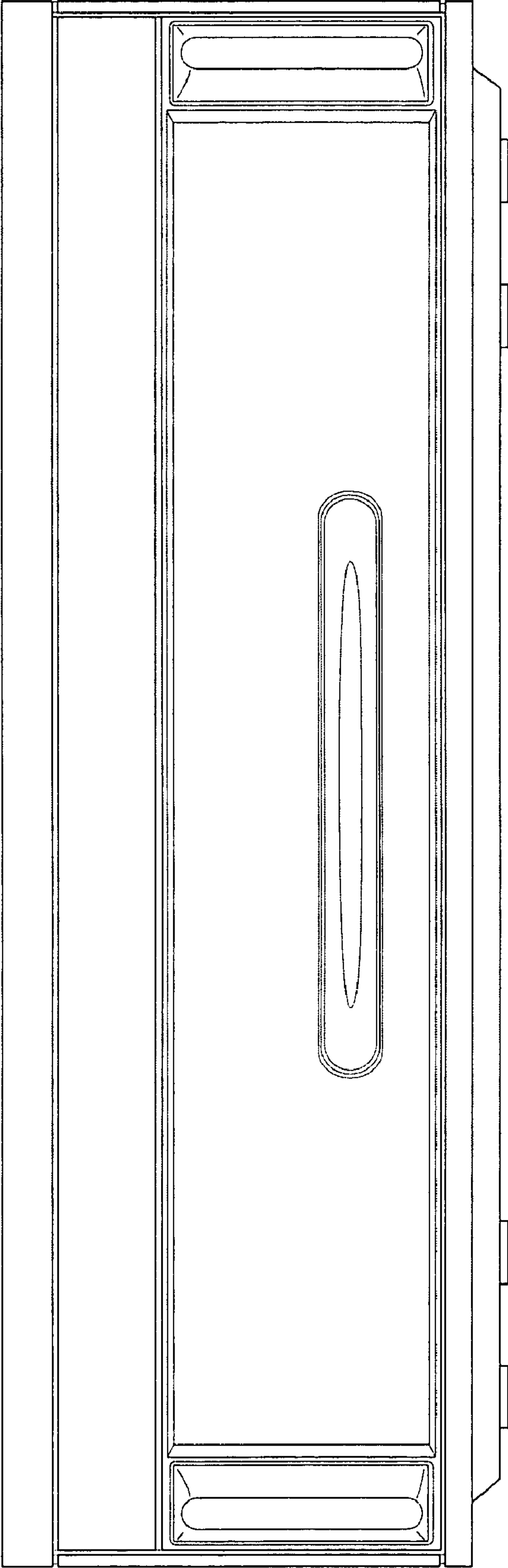


FIG. 1




FIG. 2




FIG. 3




FIG. 4

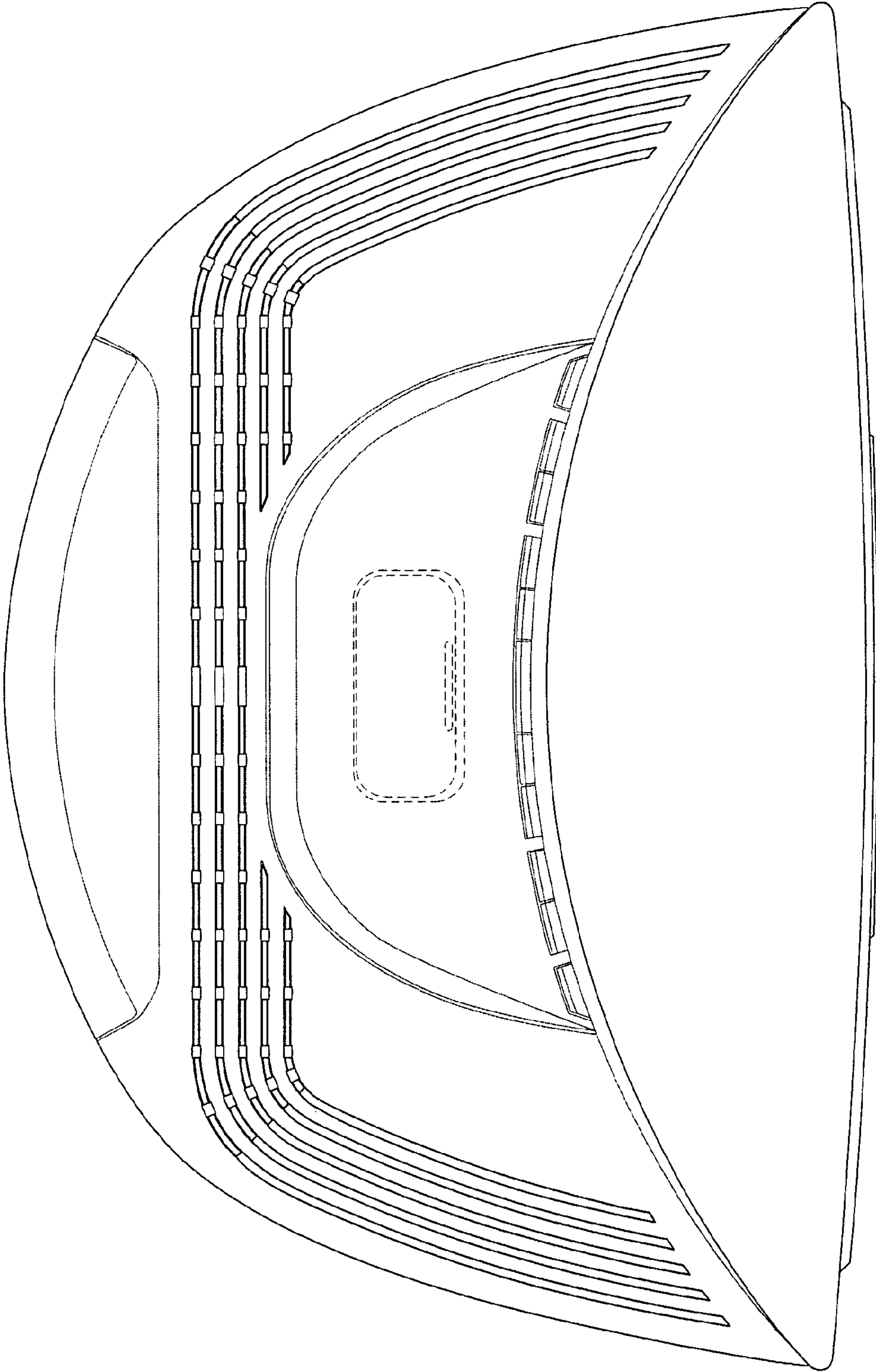


FIG. 5

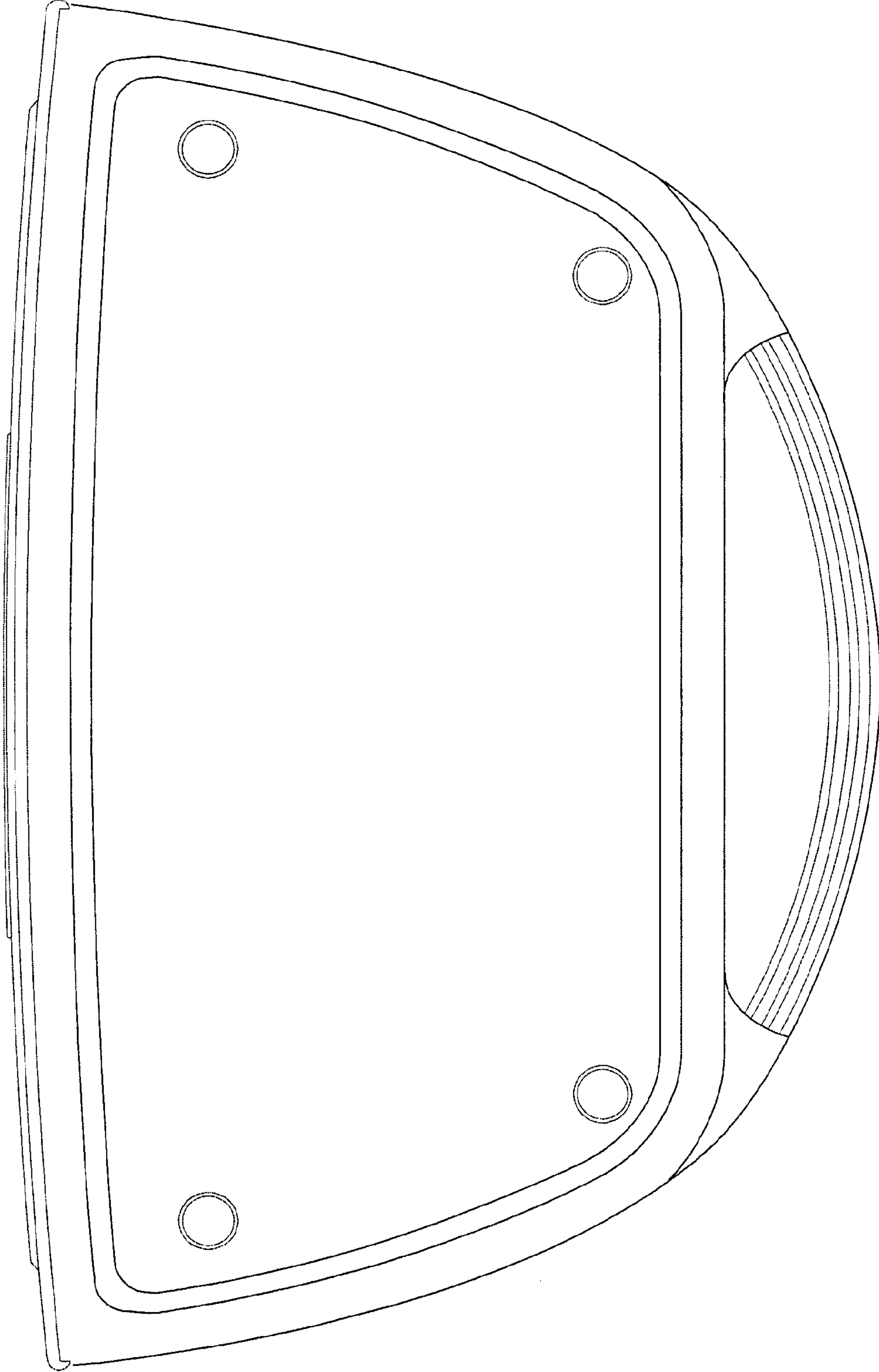


FIG. 6

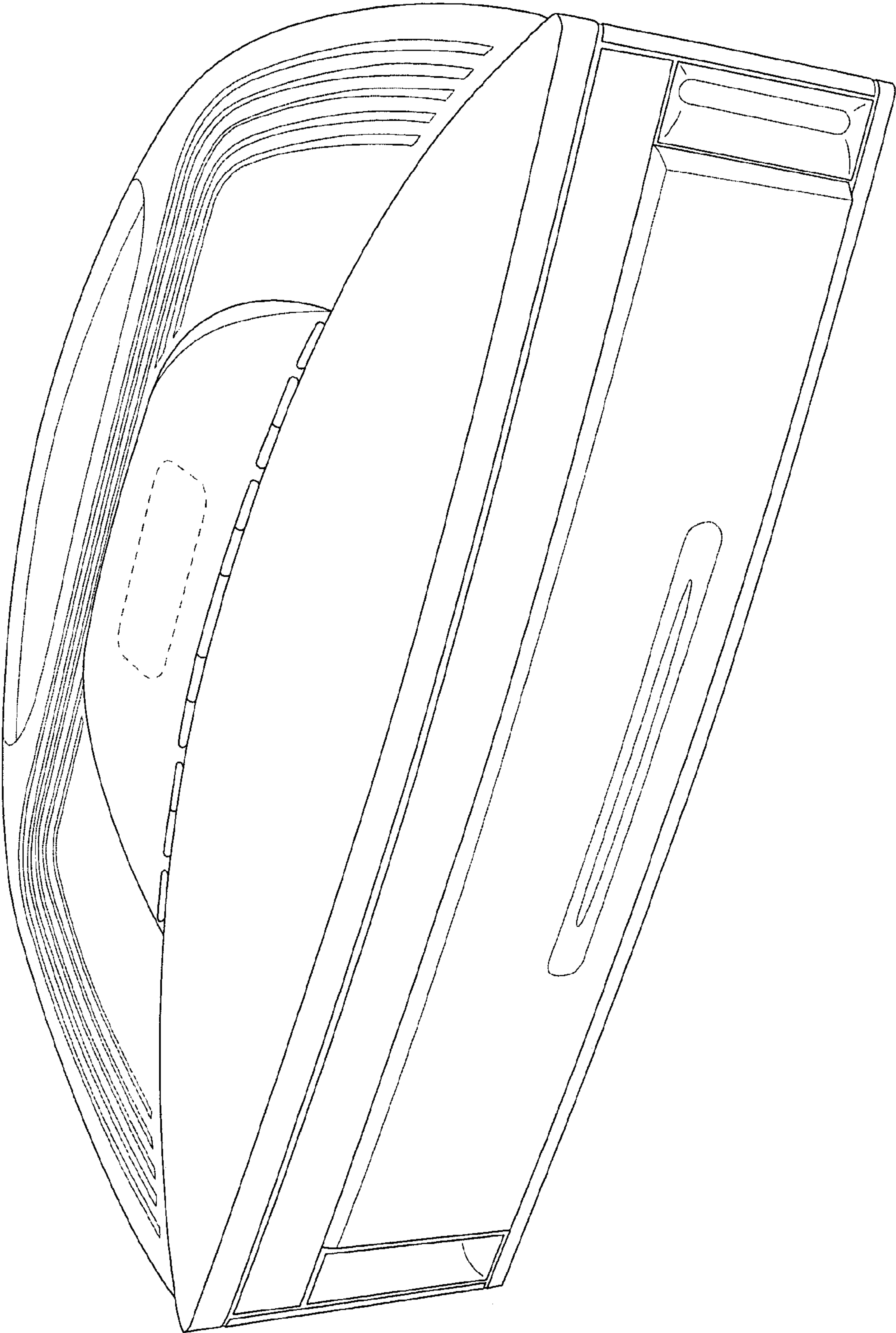


FIG. 7

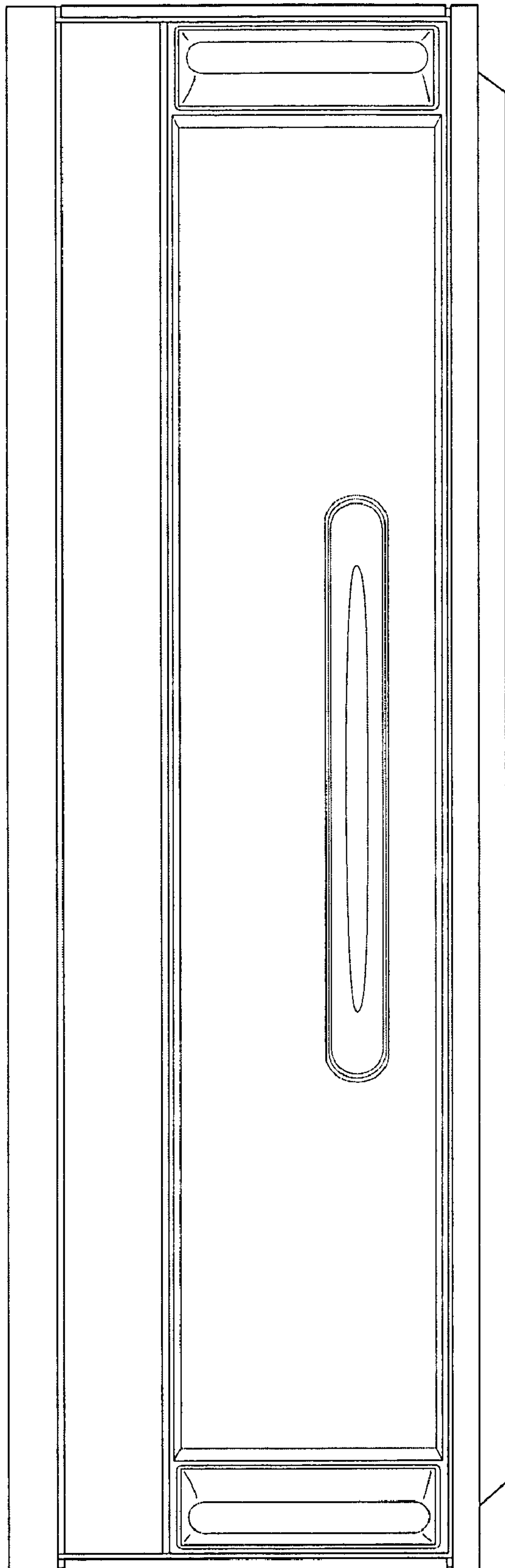


FIG. 8




FIG. 9




FIG. 10




FIG. 11

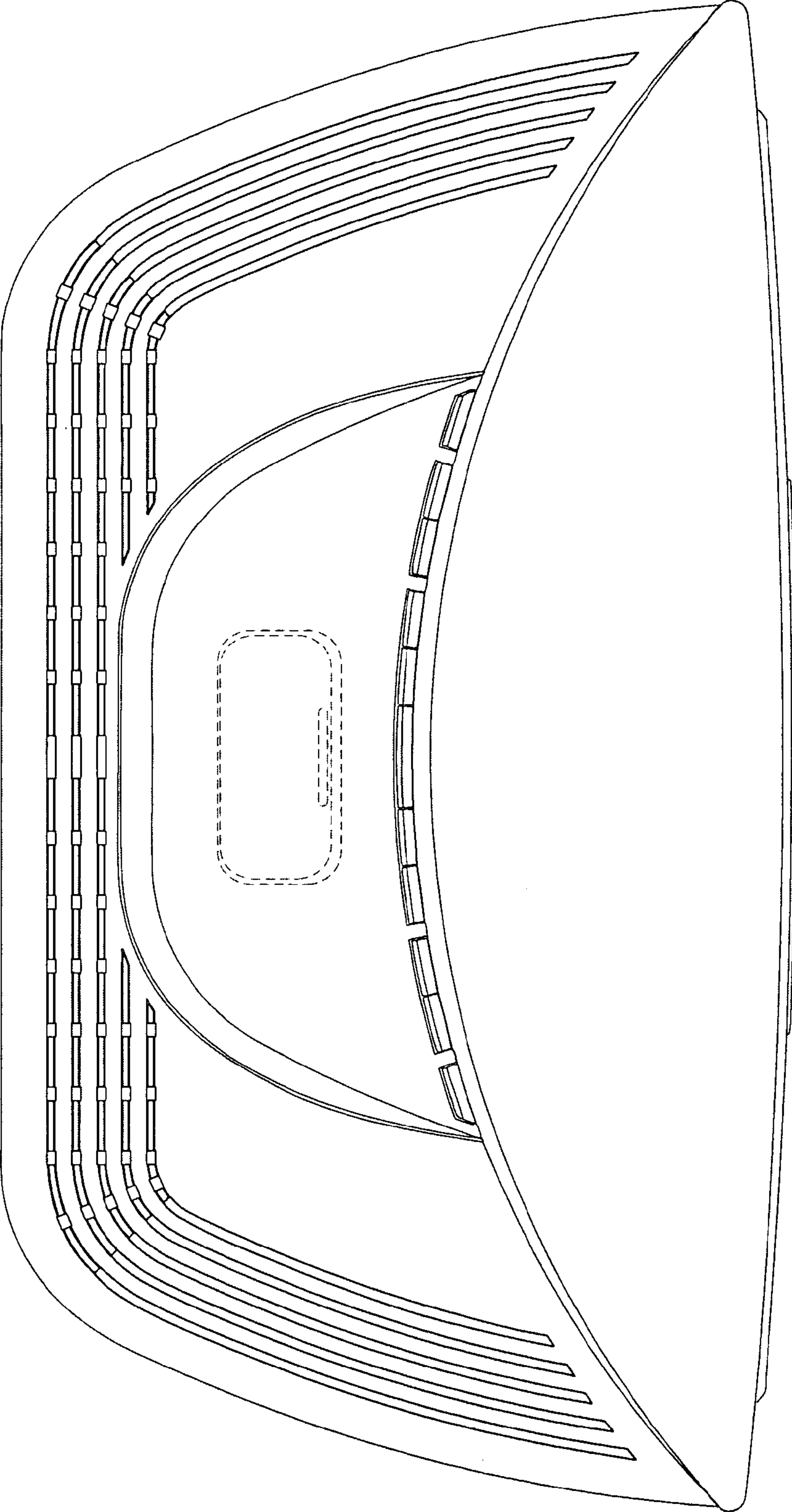


FIG. 12




FIG. 13

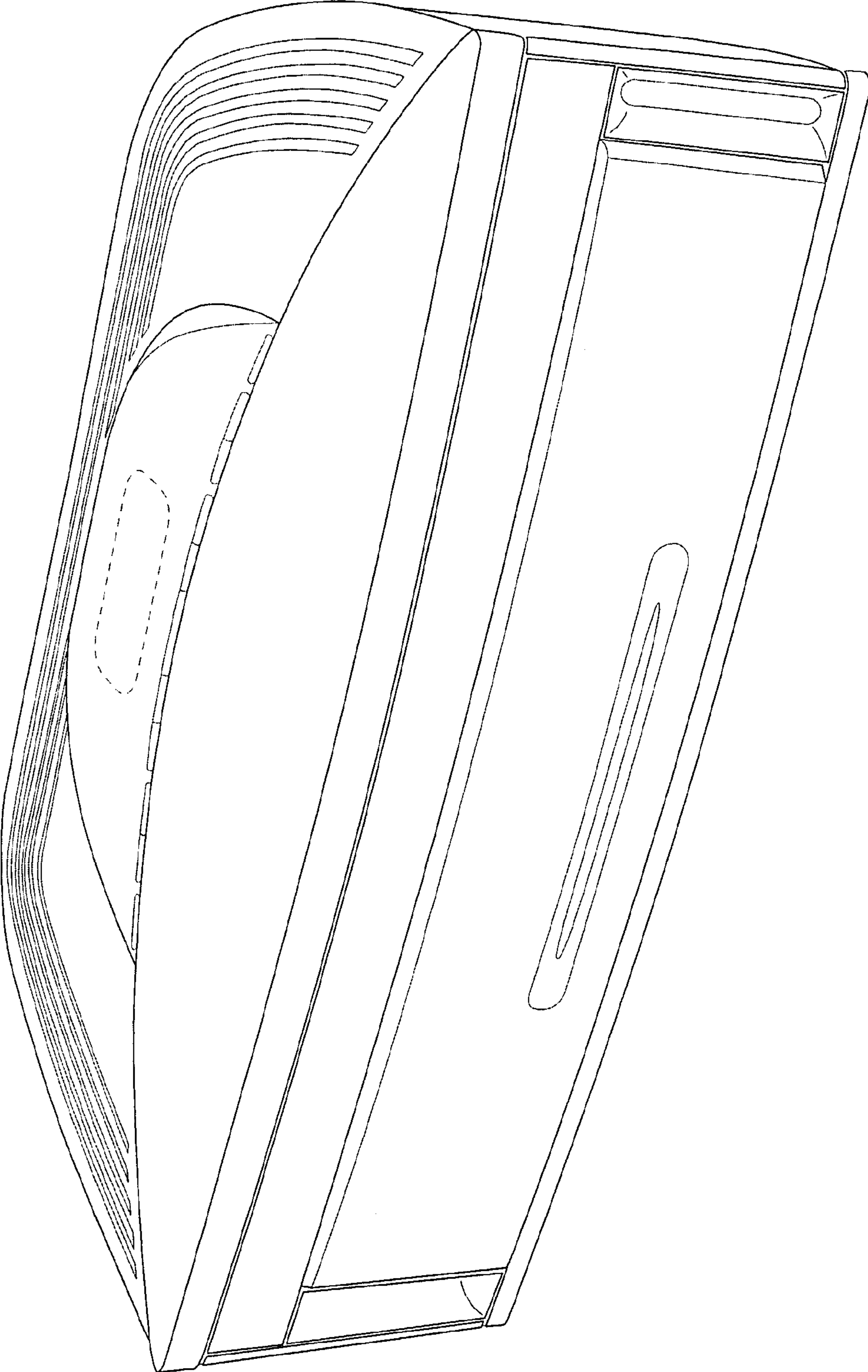


FIG. 14

UNITED STATES PATENT AND TRADEMARK OFFICE
CERTIFICATE OF CORRECTION

PATENT NO. : Des. 590,370 S
APPLICATION NO. : 29/288969
DATED : April 14, 2009
INVENTOR(S) : Yuzawa et al.

Page 1 of 1

It is certified that error appears in the above-identified patent and that said Letters Patent is hereby corrected as shown below:

Title Page, Column 2, under "DESCRIPTION", "FIG. 5 is a plan view thereof;"
should read -- FIG 5 is a top view thereof; --

Title Page, Column 2, under "DESCRIPTION", "FIG. 12 is a plan view thereof;"
should read -- FIG 12 is a top view thereof; --

Signed and Sealed this

Seventh Day of July, 2009



JOHN DOLL

Acting Director of the United States Patent and Trademark Office