



US00D590367S

(12) **United States Design Patent**
Tompkin

(10) **Patent No.:** **US D590,367 S**

(45) **Date of Patent:** **** Apr. 14, 2009**

(54) **HANDSET**

(75) Inventor: **Crispian Tompkin**, Los Angeles, CA
(US)

(73) Assignee: **Nokia Corporation**, Espoo (FI)

(**) Term: **14 Years**

(21) Appl. No.: **29/305,701**

(22) Filed: **Mar. 26, 2008**

(51) **LOC (9) Cl.** **14-03**

(52) **U.S. Cl.** **D14/138 AA**

(58) **Field of Classification Search** D14/137,
D14/138, 138 AA, 138 R, 147-148, 156,
D14/218, 247-248, 341-347, 390, 399, 455-456,
D14/496; D16/208; D21/329, 331, 333,
D21/517; 348/14.01-14.02; 361/814; 379/433.01-433.13;
455/90.3, 556.1-556.2, 566, 575.1, 575.3,
455/575.4; D13/164, 168; 439/165; 343/702;
345/167, 168, 169

See application file for complete search history.

(56) **References Cited**

U.S. PATENT DOCUMENTS

D500,749 S *	1/2005	Kim	D14/138 AA
D504,879 S	5/2005	Moss		
D514,079 S *	1/2006	Lai	D14/138 AA
D525,224 S	7/2006	Pitt et al.		
D545,792 S *	7/2007	Kim et al.	D14/138 AA
D545,800 S *	7/2007	Ou et al.	D14/138 AA
D546,316 S *	7/2007	Wu et al.	D14/138 AA
D554,101 S *	10/2007	Hu	D14/138 AA
D555,141 S *	11/2007	Ho et al.	D14/138 AA
D555,614 S	11/2007	Holmung et al.		
D560,630 S	1/2008	Mitchell et al.		
D563,379 S *	3/2008	Mai et al.	D14/138 AA
D564,483 S *	3/2008	He	D14/138 AA
D574,349 S	8/2008	Mitchell		

D576,129 S *	9/2008	Bjorninen	D14/138 AA
D576,993 S *	9/2008	Park et al.	D14/138 AA
D580,902 S *	11/2008	Bolton et al.	D14/138 R
2006/0100004 A1 *	5/2006	Kim et al.	455/575.3

FOREIGN PATENT DOCUMENTS

WO DM/069694 * 12/2007

OTHER PUBLICATIONS

O2 Jet, announced Oct. 2006, <URL:http://www.gsmarena.com/o2_jet-pictures-1735.php>, retrieved from internet Dec. 15, 2008 6:19:38 PM.*

Sagem my226x, announced Feb. 2008, <URL:http://www.gsmarena.com/sagem_my226x-pictures-2513.php>, retrieved from internet Dec. 15, 2008 6:26:31 PM.*

* cited by examiner

Primary Examiner—Ian Simmons

Assistant Examiner—Carla Jobe Wright

(74) *Attorney, Agent, or Firm*—Banner & Witcoff, Ltd

(57) **CLAIM**

The ornamental design for a handset, as shown and described.

DESCRIPTION

FIG. 1 is a front perspective view of a handset showing my new design;

FIG. 2 is a front view thereof;

FIG. 3 is a rear view thereof;

FIG. 4 is a right side view thereof;

FIG. 5 is a left side view thereof;

FIG. 6 is a top view thereof; and,

FIG. 7 is a bottom view thereof.

The broken line showing of the interior portion of a feature in FIG. 5 is for illustrative purposes only and forms no part of the claimed design.

1 Claim, 3 Drawing Sheets

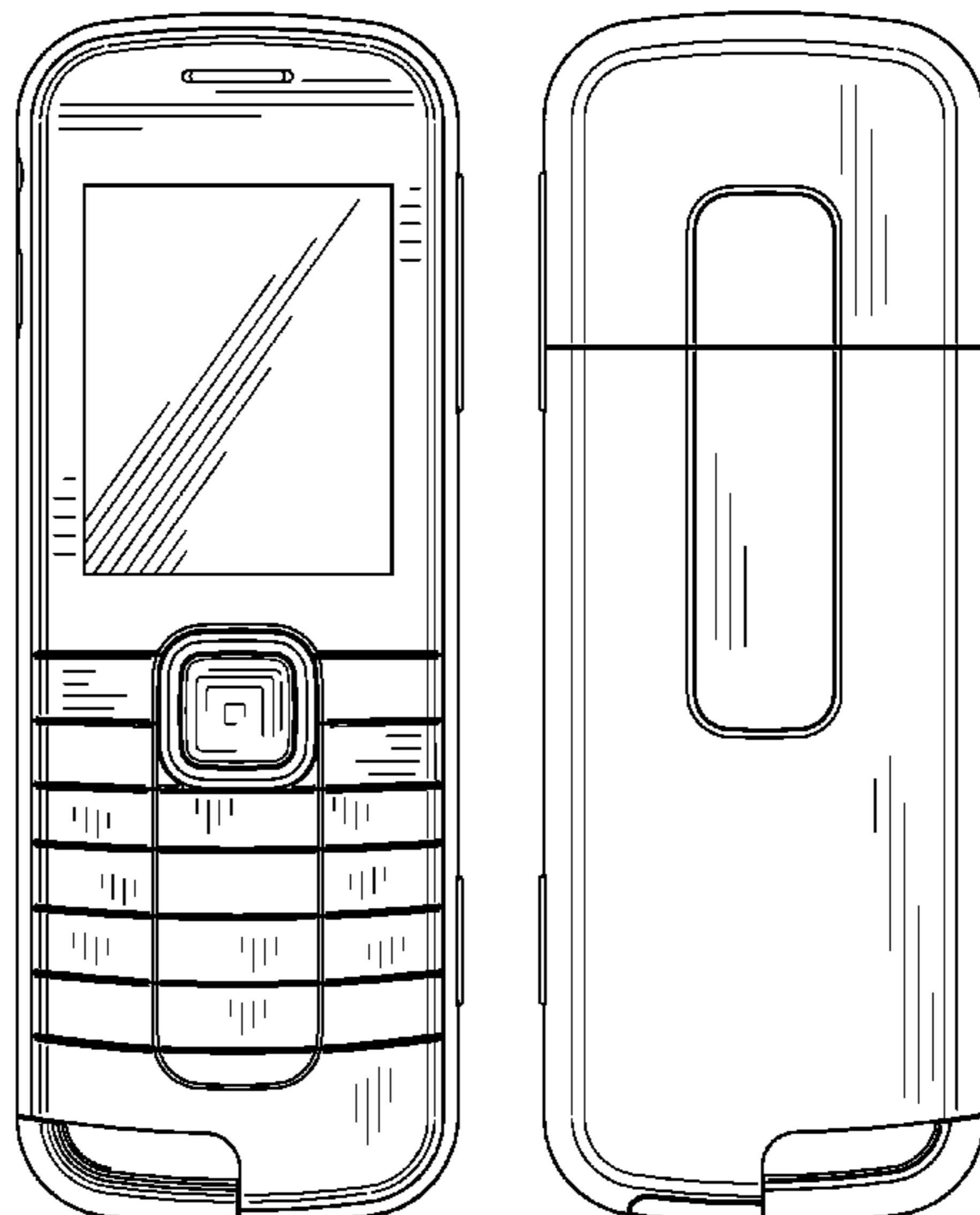




FIG. 1

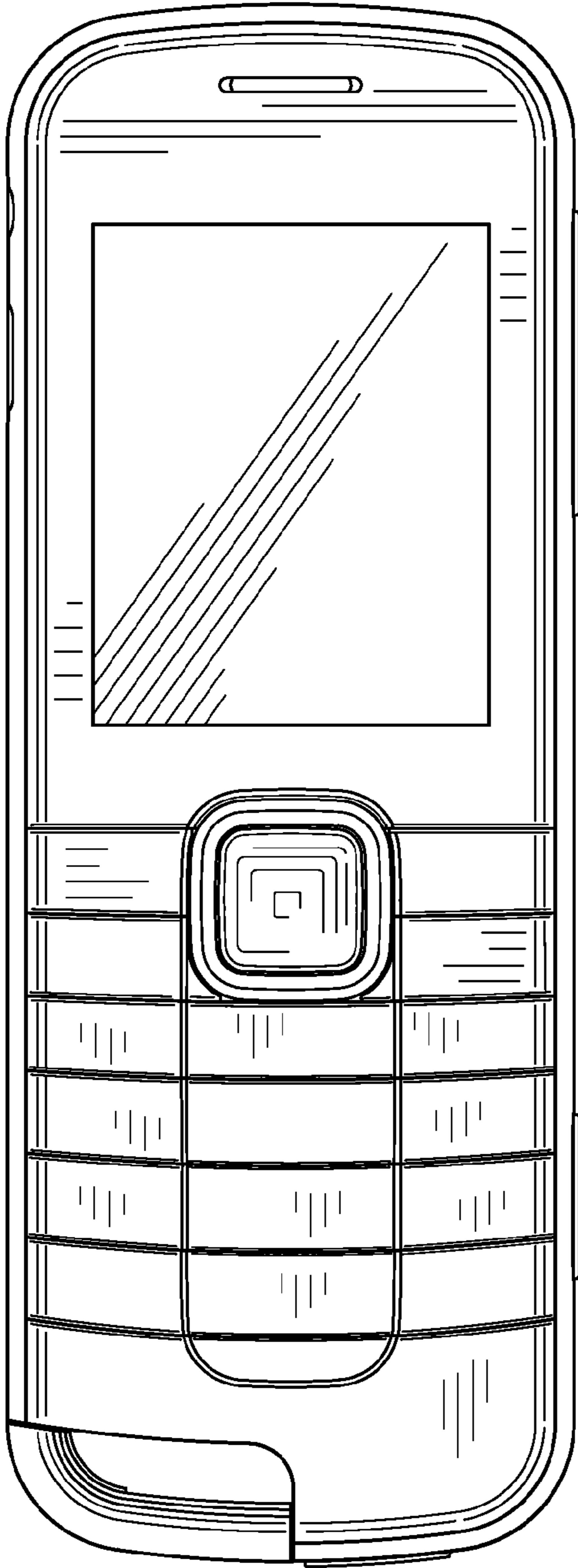


FIG. 2

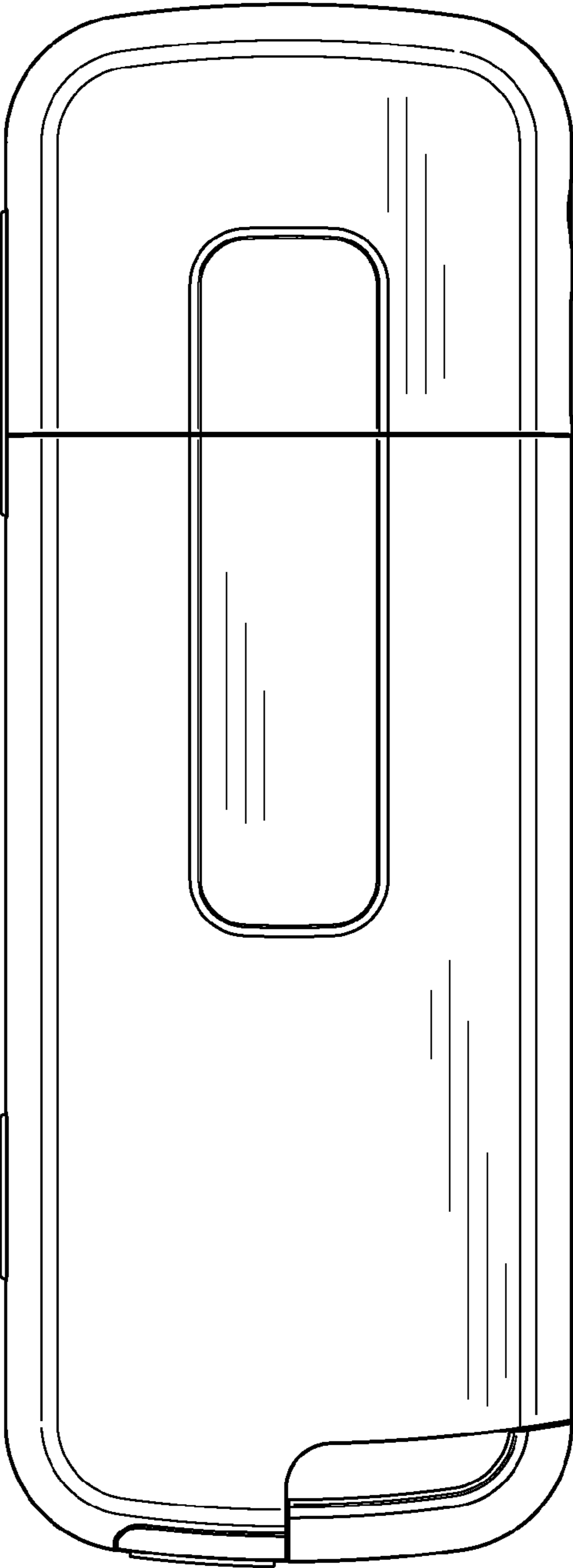


FIG. 3




FIG. 4




FIG. 5

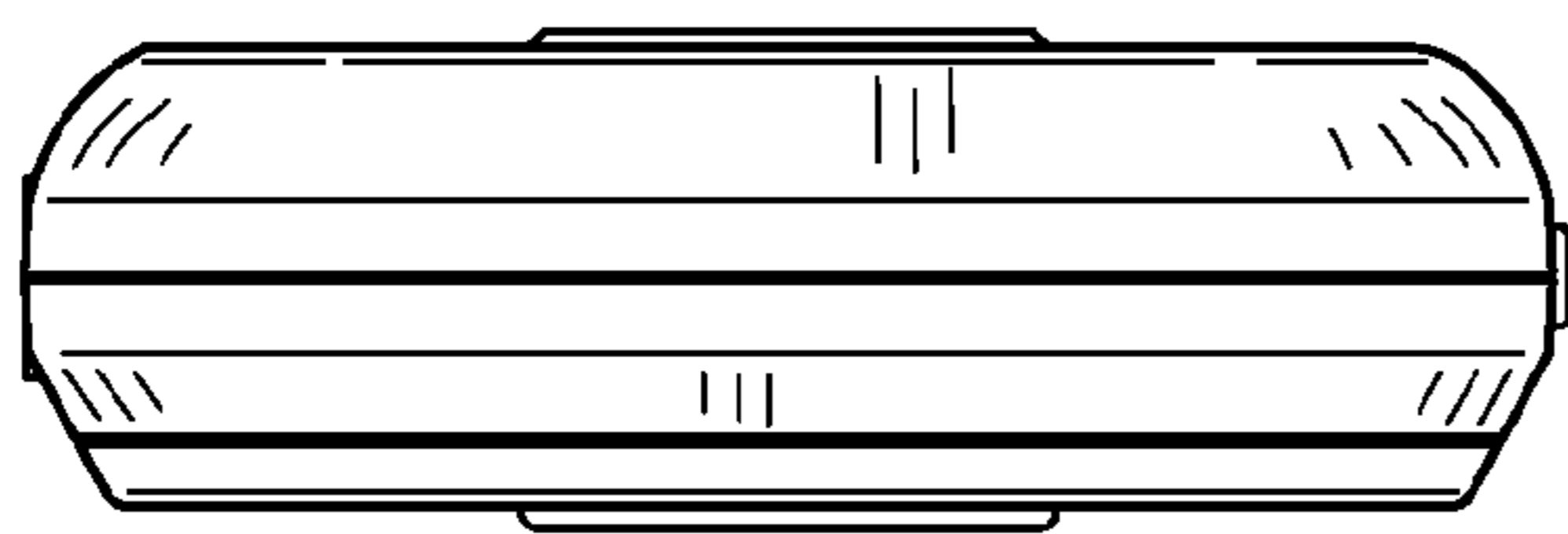


FIG. 6

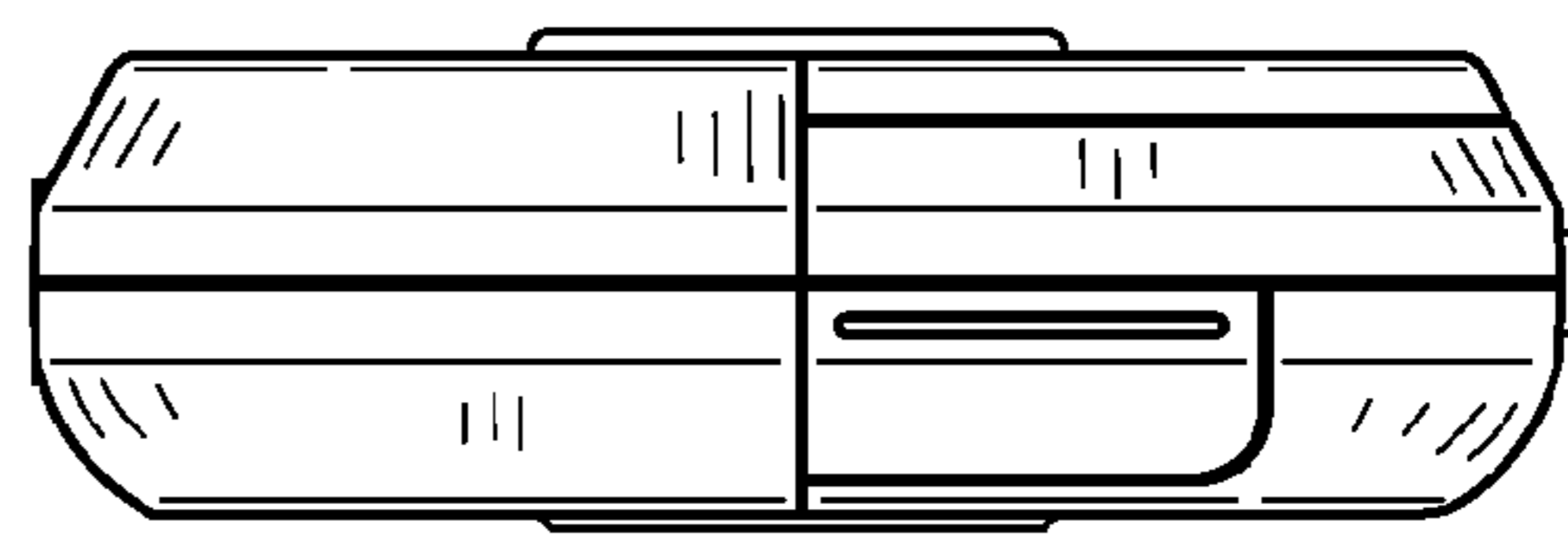


FIG. 7