

US00D590337S

(12) **United States Design Patent**
Tatehata et al.

(10) **Patent No.:** **US D590,337 S**
(45) **Date of Patent:** **** Apr. 14, 2009**

(54) **RECHARGEABLE BATTERY**
(75) Inventors: **Shouji Tatehata**, Fukushima (JP);
Akiko Hikita, Tokyo (JP)
(73) Assignee: **Sony Corporation**, Tokyo (JP)
(**) Term: **14 Years**
(21) Appl. No.: **29/300,690**
(22) Filed: **Apr. 25, 2008**

D509,182 S 9/2005 Takeshita et al.
D516,503 S 3/2006 Takeshita et al.
D529,437 S 10/2006 Miyashita et al.
D537,034 S * 2/2007 Kang et al. D13/103
D538,222 S * 3/2007 Curello et al. D13/103
D544,438 S * 6/2007 Hussaini et al. D13/110
D559,176 S 1/2008 Ueda
D561,093 S * 2/2008 Sween et al. D13/110
D561,687 S * 2/2008 Sween et al. D13/110
D568,244 S 5/2008 Suzuki et al.

(30) **Foreign Application Priority Data**
Jan. 23, 2008 (JP) D2008-001174
(51) **LOC (9) Cl.** **13-02**
(52) **U.S. Cl.** **D13/103**
(58) **Field of Classification Search** D13/102-106,
D13/110, 118-21, 184; 429/96-100, 163,
429/176
See application file for complete search history.

FOREIGN PATENT DOCUMENTS

JP D1290911 S 1/2007

OTHER PUBLICATIONS

Web Page Press Release "NP-BG1" <http://www.sony.jp/CorporateCruise/Press/200511/05-1101B/>, 5 pages, Sony (Nov. 2005).

* cited by examiner

Primary Examiner—Jennifer Rivard
Assistant Examiner—Rosemary K Tarcza
(74) *Attorney, Agent, or Firm*—Rader, Fishman & Grauer, PLLC

(56) **References Cited**
U.S. PATENT DOCUMENTS
1,075,556 A * 10/1913 Fenoughty 429/99
D250,529 S 12/1978 Kaye
D356,776 S 3/1995 Yoshii
D362,424 S 9/1995 Sumita et al.
D370,201 S * 5/1996 Okano et al. D13/103
D377,477 S 1/1997 Harata et al.
5,736,271 A * 4/1998 Cisar et al. 429/96
D400,493 S * 11/1998 Witkowski et al. D13/103
D417,187 S 11/1999 Maeyama
D417,188 S 11/1999 Maeyama
D428,384 S 7/2000 Maeyama
6,447,949 B2 * 9/2002 Iwata et al. 429/185
D480,682 S 10/2003 Kawase
D481,995 S 11/2003 Yokota
D486,784 S 2/2004 Kawasaki
D492,267 S * 6/2004 Kawajiri et al. D13/184

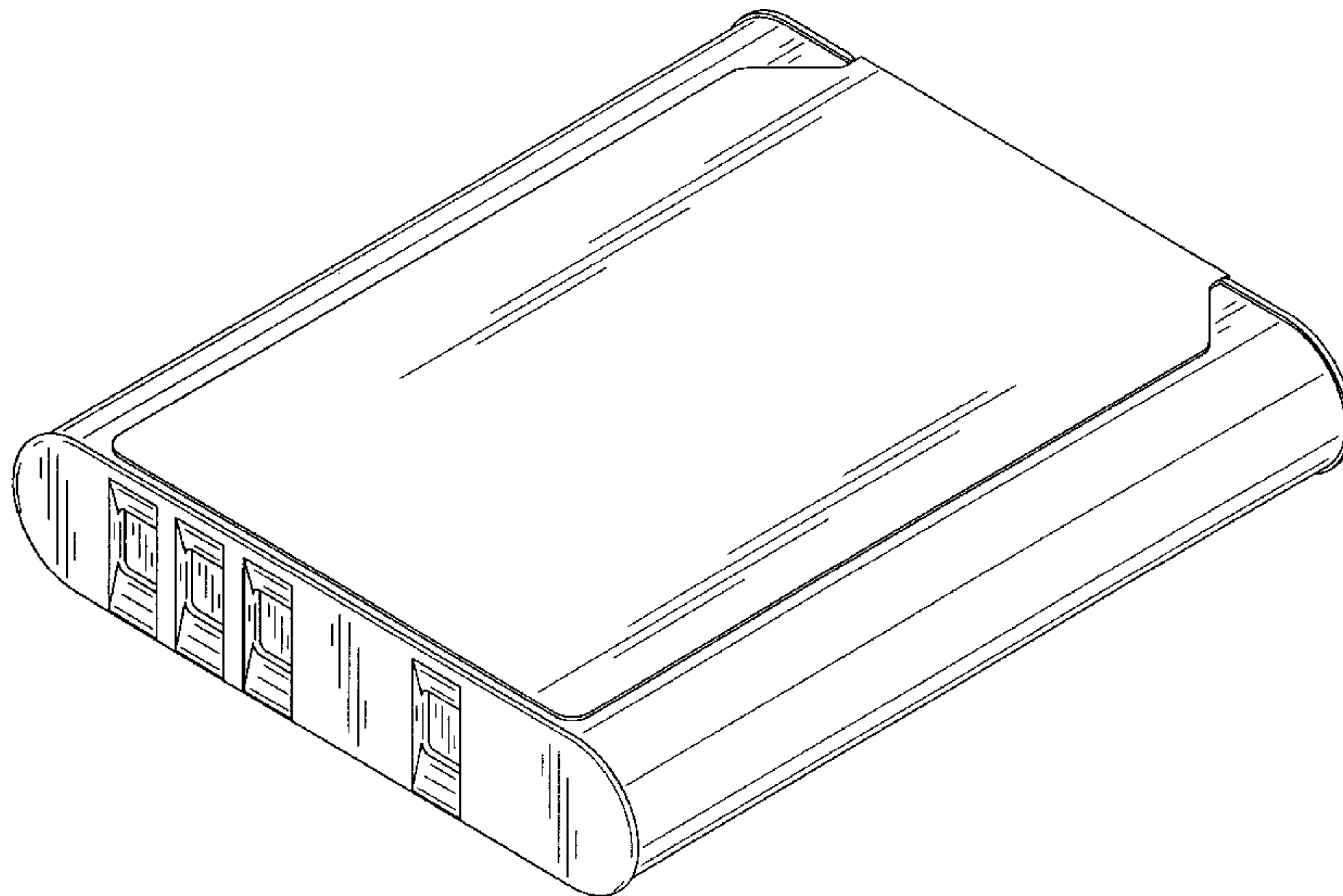
(57) **CLAIM**

The ornamental design for a rechargeable battery, as shown.

DESCRIPTION

FIG. 1 is a perspective view of a rechargeable battery showing our new design;
FIG. 2 is a front elevational view thereof;
FIG. 3 is a rear elevational view thereof;
FIG. 4 is a left side elevational view thereof;
FIG. 5 is a right side elevational view thereof;
FIG. 6 is a top plan view thereof; and,
FIG. 7 is a bottom plan view thereof.

1 Claim, 7 Drawing Sheets



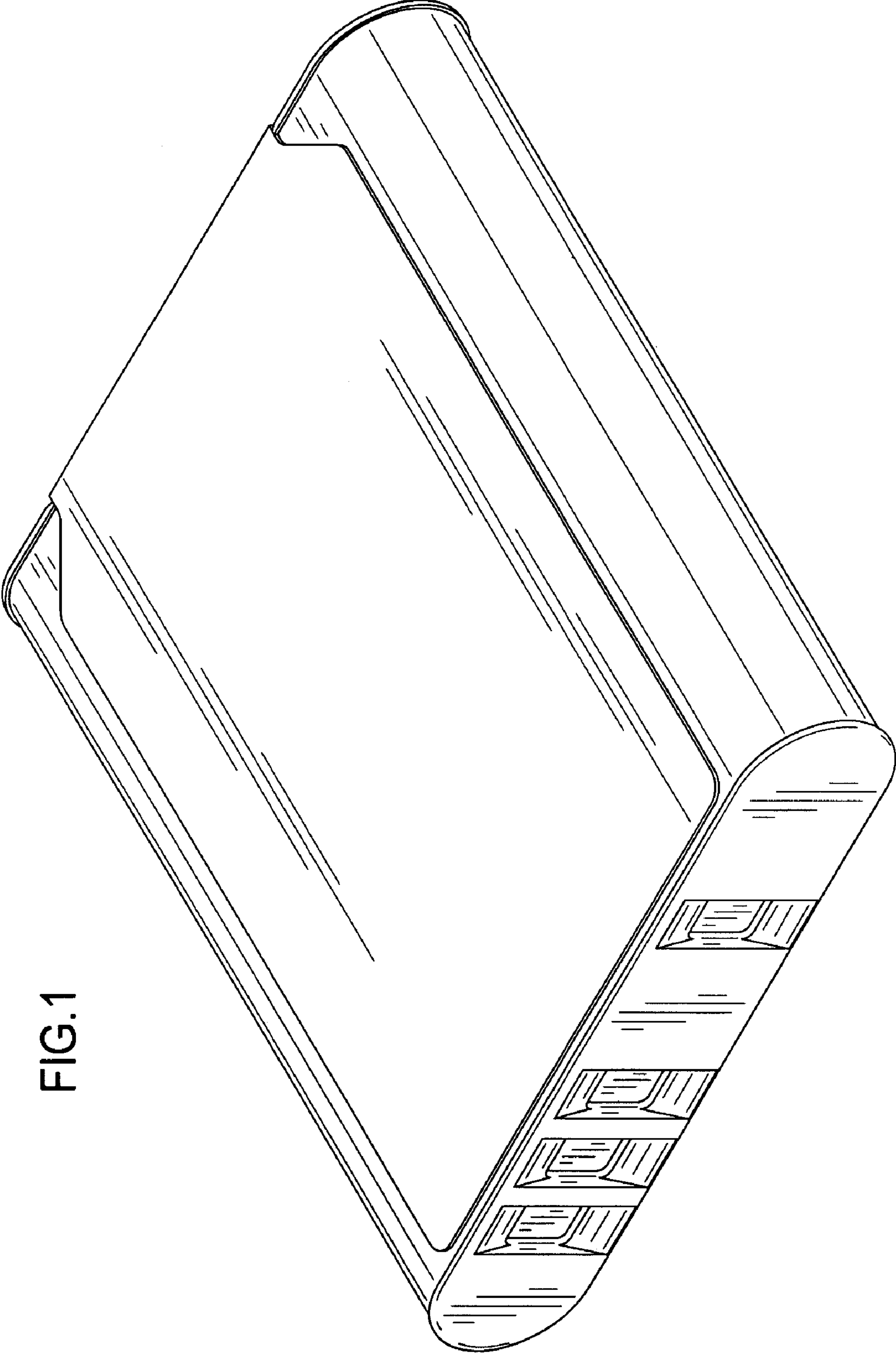


FIG.1

FIG.2

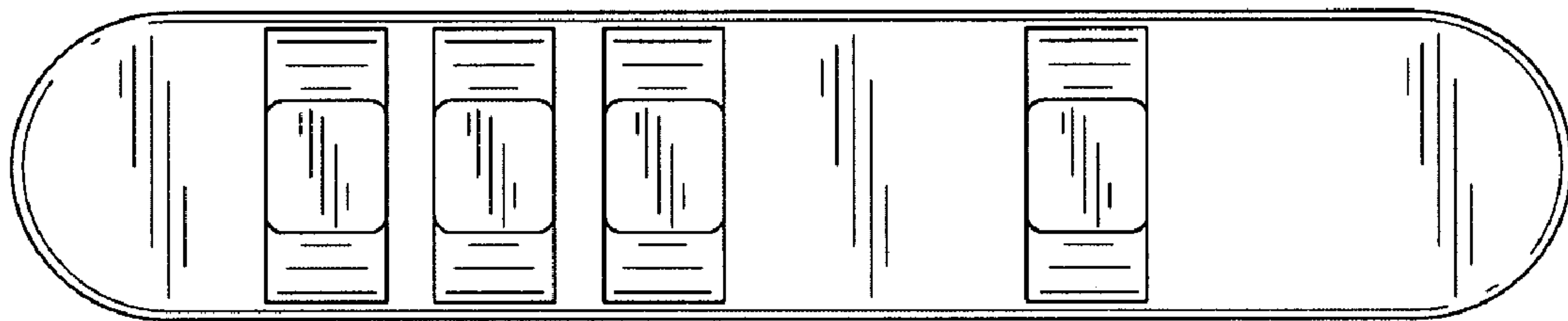


FIG.3




FIG.4




FIG.5




FIG.6

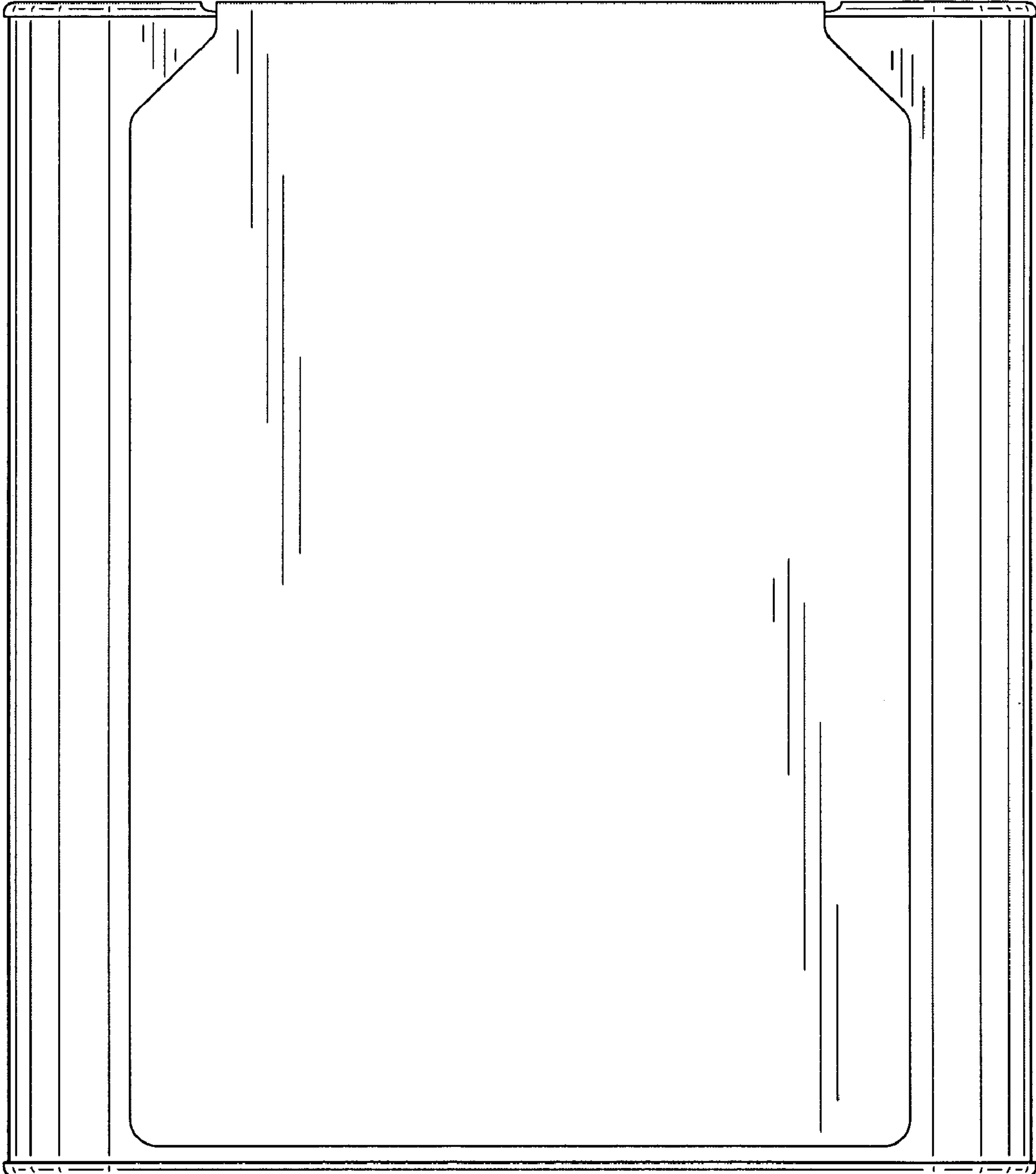


FIG.7

