



US00D590305S

(12) **United States Design Patent**  
**Pfeiffer et al.**

(10) **Patent No.:** **US D590,305 S**

(45) **Date of Patent:** **\*\* Apr. 14, 2009**

(54) **REAR PORTION OF A VEHICLE, TOY,  
AND/OR OTHER REPLICAS**

*Primary Examiner*—Melody N Brown  
(74) *Attorney, Agent, or Firm*—Crowell & Moring LLP

(75) Inventors: **Peter Pfeiffer**, Boeblingen (DE);  
**Karlheinz Bauer**, Esslingen (DE);  
**Juergen Bollmann**, Schoenberg (DE);  
**Gorden Wagener**, Stuttgart (DE)

(57) **CLAIM**

The ornamental design for a rear portion of a vehicle, toy, and/or other replicas, as shown and described.

(73) Assignee: **Daimler AG**, Stuttgart (DE)

**DESCRIPTION**

(\*\*) Term: **14 Years**

This application is related to the following co-pending applications, filed on even date herewith:

(21) Appl. No.: **29/287,935**

Application Ser. No. 29/287,947, entitled “Vehicle, Toy, and/or Other Replicas”; and

(22) Filed: **Oct. 3, 2007**

Application Ser. No. 29/287,952, entitled “Bumper for a Vehicle”.

(51) **LOC (9) Cl.** ..... **12-16**

(52) **U.S. Cl.** ..... **D12/164; D12/196**

(58) **Field of Classification Search** ..... D12/164,  
D12/196, 90–92, 86; 296/181.1, 181.5  
See application file for complete search history.

FIG. 1 is a left perspective view of a rear portion of a vehicle, toy, and/or other replicas according to our novel design, the right perspective view being mirror symmetrical;

FIG. 2 is a left side view thereof, the right side view being mirror symmetrical;

FIG. 3 is a front view thereof; and,

FIG. 4 is a top view thereof.

The broken lines are for illustrative purposes only and form no part of the claimed design.


(56) **References Cited**

**U.S. PATENT DOCUMENTS**

D556,662 S	*	12/2007	Murkett	.....	D12/196
D556,663 S	*	12/2007	Murkett	.....	D12/196
D558,658 S	*	1/2008	Leclercq	.....	D12/196
D569,315 S	*	5/2008	Bauer et al.	.....	D12/196

\* cited by examiner

**1 Claim, 2 Drawing Sheets**



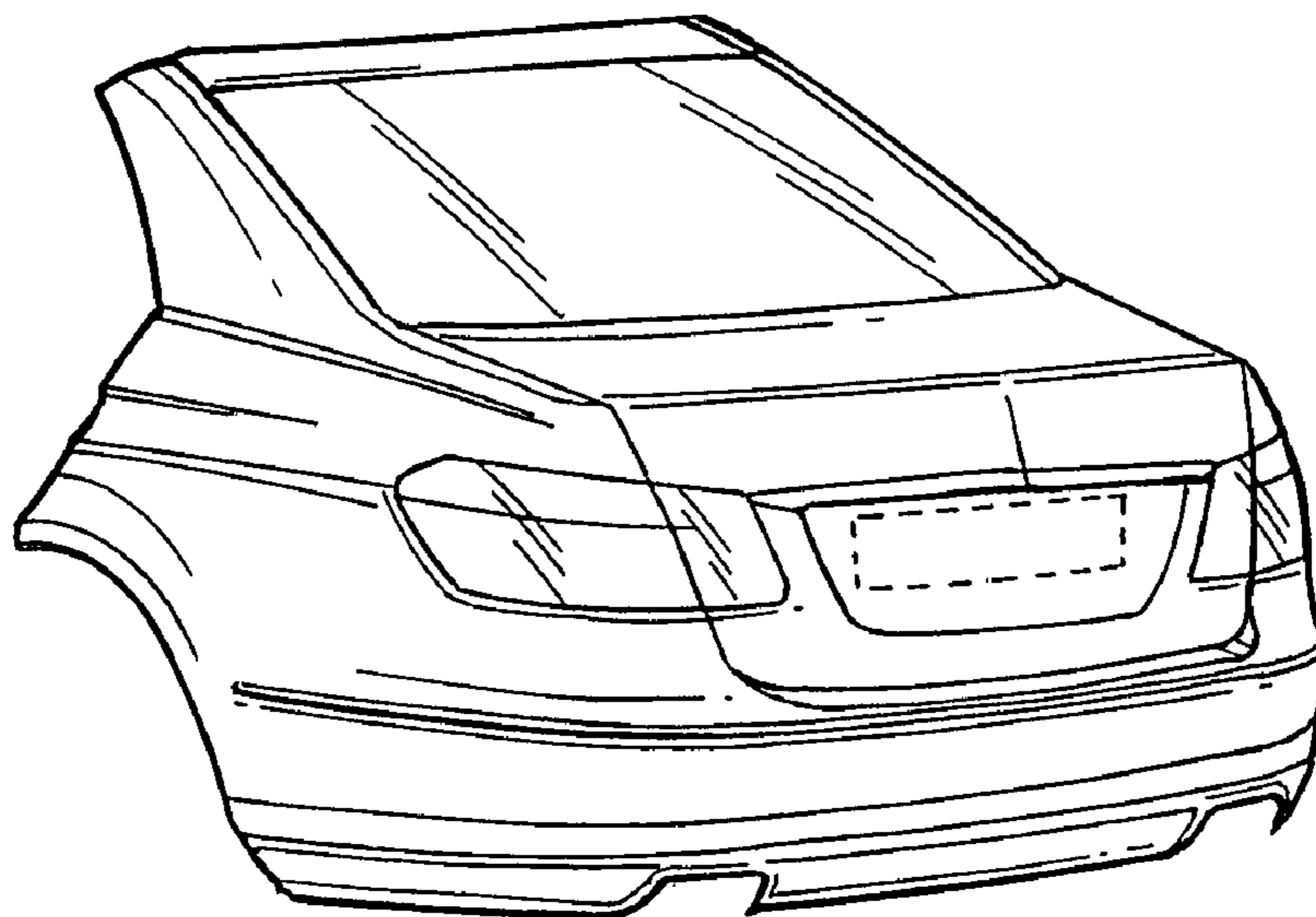


FIG. 1

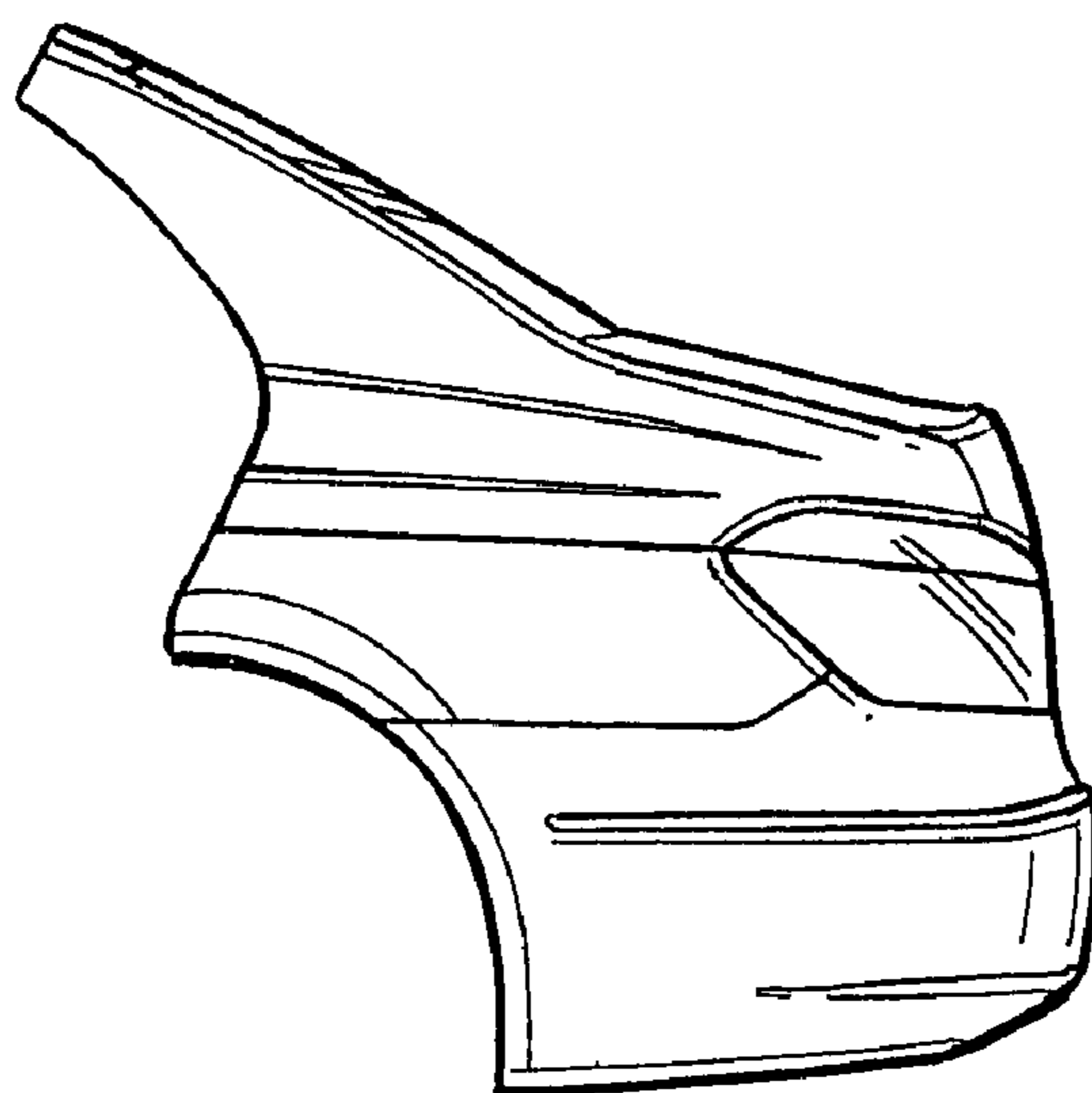


FIG. 2




FIG. 3

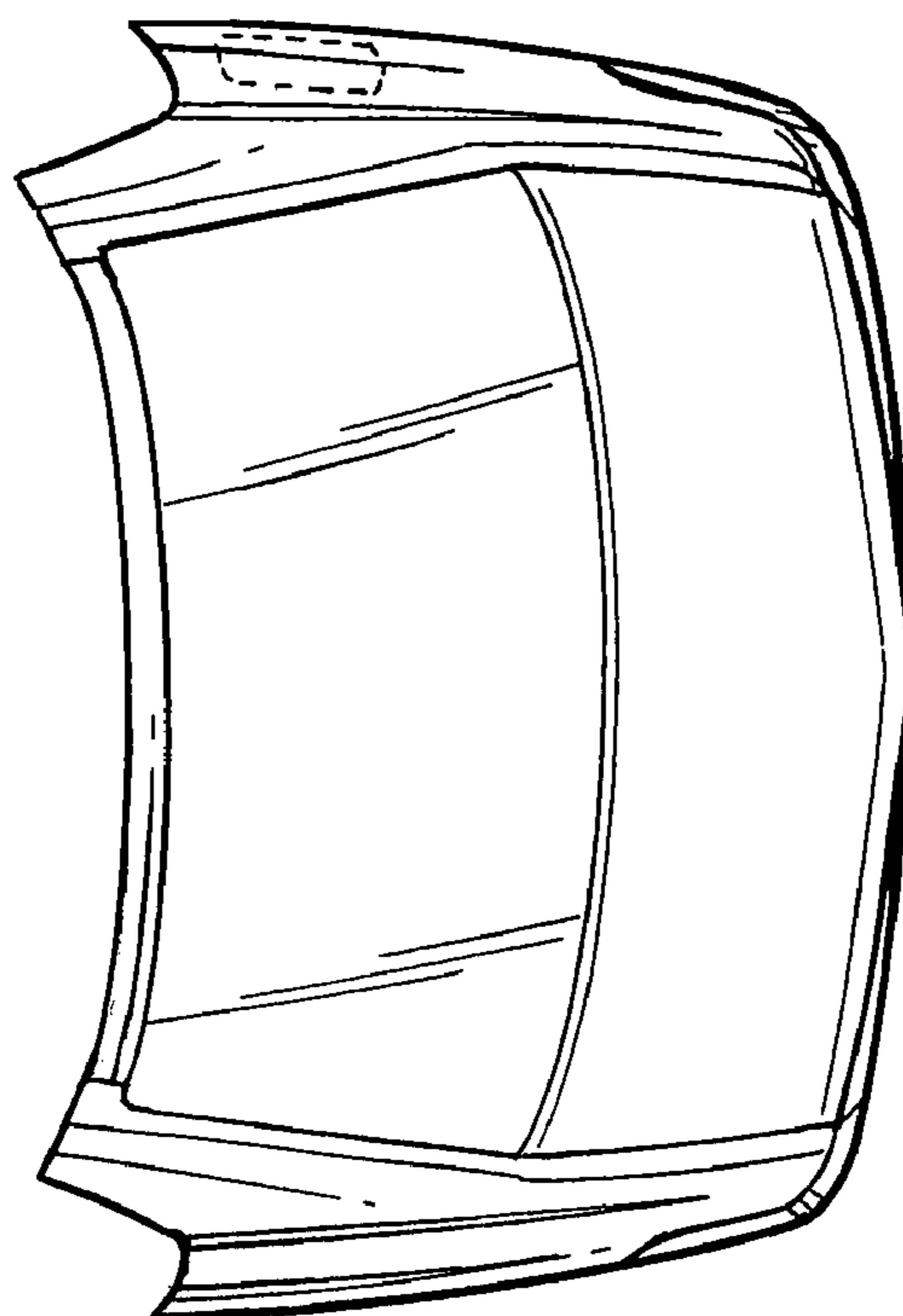


FIG. 4