



US00D590290S

(12) **United States Design Patent**
Lopez

(10) **Patent No.:** **US D590,290 S**

(45) **Date of Patent:** **** Apr. 14, 2009**

(54) **DECORATIVE JEWELRY FOR CELL PHONE**

(76) Inventor: **Manuel L. Lopez**, 304 Van Buren Dr.,
Wentzville, MO (US) 63385

(**) Term: **14 Years**

(21) Appl. No.: **29/299,881**

(22) Filed: **Jan. 7, 2008**

(51) **LOC (9) Cl.** **11-01**

(52) **U.S. Cl.** **D11/11; D11/1**

(58) **Field of Classification Search** D11/1-25,
D11/32, 93, 94, 78, 43; 59/78, 79.2; 63/1.11,
63/3, 3.1, 3.2, 5.1, 5.2, 7-11; 224/175

See application file for complete search history.

(56) **References Cited**

U.S. PATENT DOCUMENTS

D195,468 S *	6/1963	Rust	D11/43
D244,126 S *	4/1977	Ladjimi	D11/11
D297,130 S *	8/1988	Lucas	D11/11
D324,871 S *	3/1992	Cordet et al.	D11/1
6,027,213 A *	2/2000	Ignatowski	D11/8
D494,495 S *	8/2004	Hardy	D11/43
D522,899 S *	6/2006	Elam et al.	D11/1

OTHER PUBLICATIONS

eluxury.com. Louis Vuitton Phone Accessory. Accessed Dec. 7, 2008.*

eluxury.com. Louis Vuitton Phone Accessory. Accessed Dec. 7, 2008.*

* cited by examiner

Primary Examiner—Cathron C Brooks

Assistant Examiner—Melanie Levy

(57) **CLAIM**

I claim, the ornamental design for the decorative jewelry for cell phone, as shown and described.

DESCRIPTION

FIG. 1 is a front elevational view of the decorative jewelry for a cell phone showing my new design;

FIG. 2 is a left side elevational view thereof;

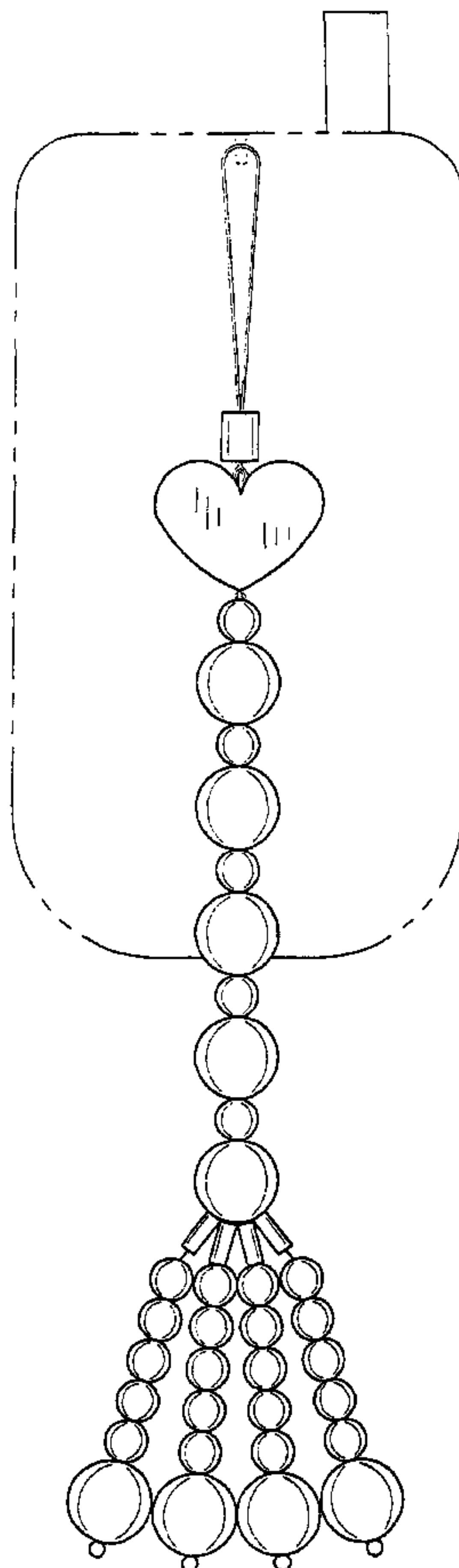
FIG. 3 is a top plan view thereof;

FIG. 4 is a bottom plan view thereof; and,

FIG. 5 is a perspective view thereof.

The broken lines shown in the drawings represent environmental subject matter and form no part of the claimed design.

1 Claim, 3 Drawing Sheets



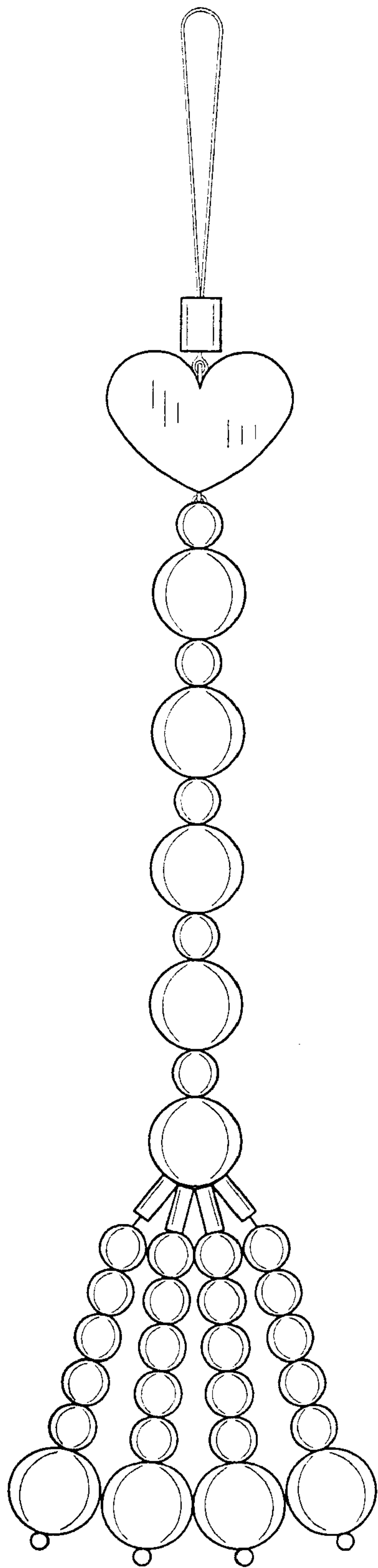


FIG. 1




FIG. 2

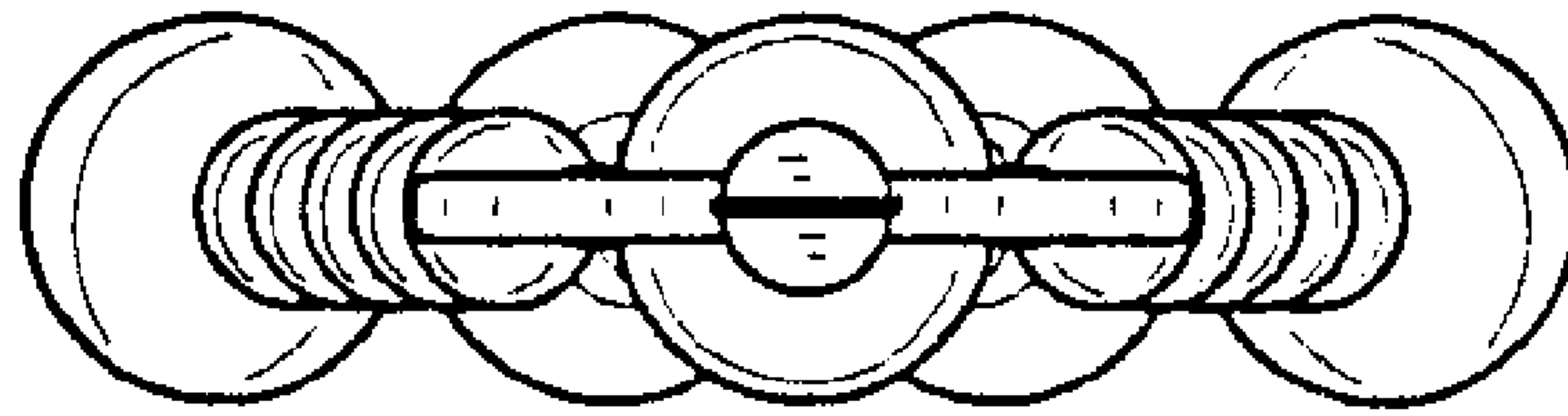


FIG. 3

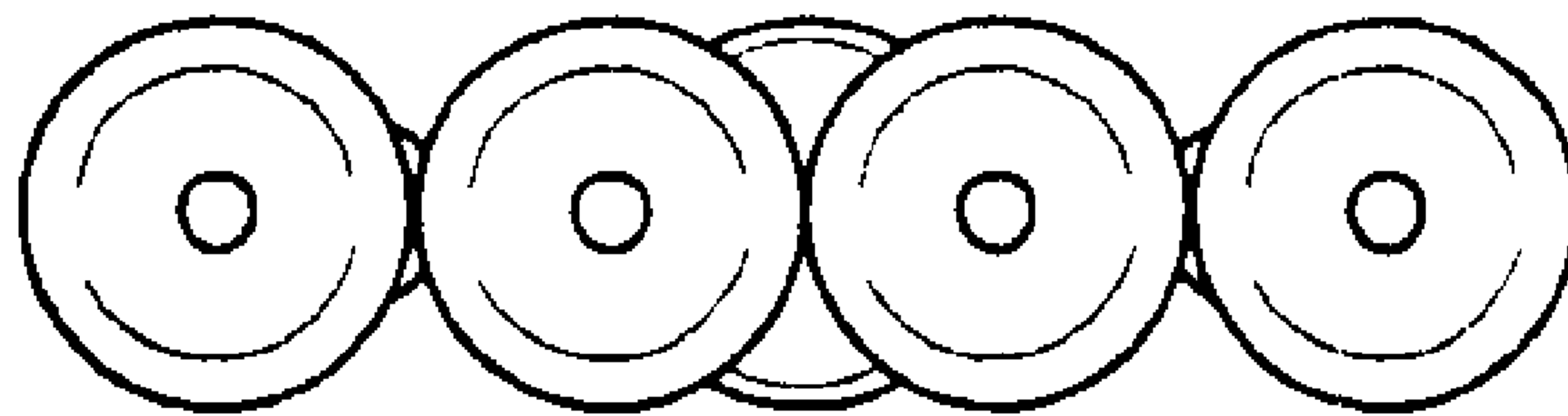


FIG. 4

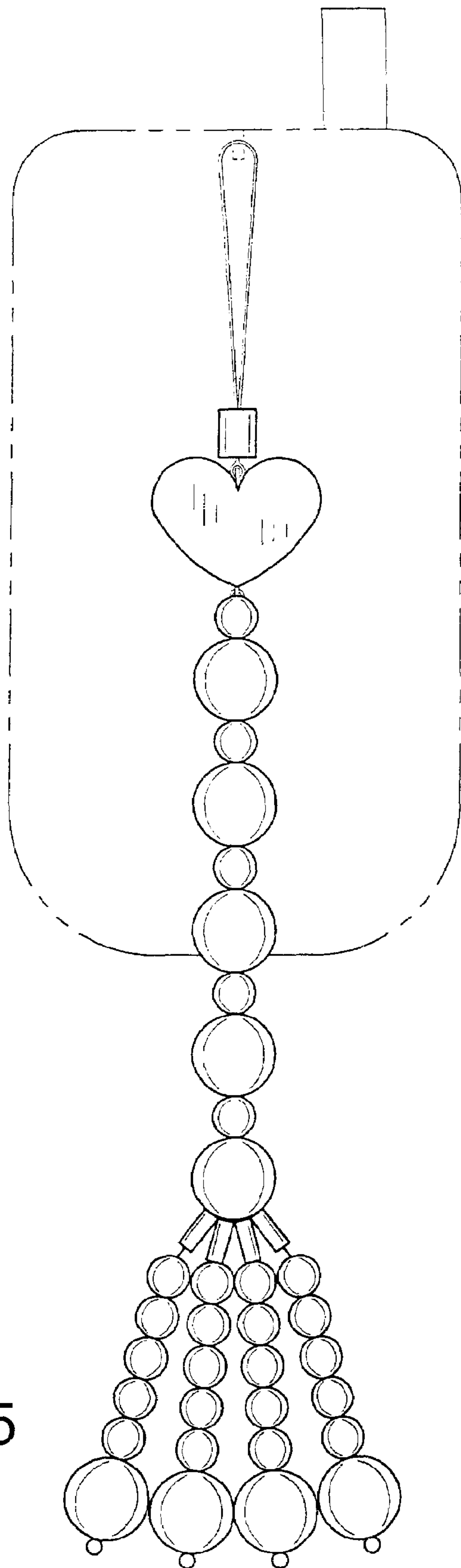


FIG. 5