



US00D590289S

(12) **United States Design Patent**
Karpman

(10) **Patent No.:** **US D590,289 S**

(45) **Date of Patent:** **** Apr. 14, 2009**

(54) **CARRYING CASE WORN AS A LOCKET**

(76) **Inventor:** **David Karpman**, 12926 S. Broadway,
Los Angeles, CA (US) 90061

(**) **Term:** **14 Years**

(21) **Appl. No.:** **29/320,478**

(22) **Filed:** **Jun. 27, 2008**

(51) **LOC (9) Cl.** **11-01**

(52) **U.S. Cl.** **D11/7**

(58) **Field of Classification Search** D11/1-25,
D11/93, 94; 63/3, 3.1, 32, 4, 5.1, 5.2, 6,
63/7, 8, 9, 11, 15, 15.1-15.4, 15.45, 15.5,
63/15.6, 15.65, 15.7-15.9; 224/175

See application file for complete search history.

(56) **References Cited**

U.S. PATENT DOCUMENTS

1,342,817	A *	6/1920	Kohlhepp	63/19
1,478,875	A *	12/1923	Ludwig	110/228
D140,109	S *	1/1945	Pierce	D11/2
4,435,963	A *	3/1984	Shigeru	63/18
D278,520	S *	4/1985	Hamtak	D11/2
D395,401	S *	6/1998	Toribio	D10/30
D404,334	S *	1/1999	Welsh	D11/26
5,979,184	A *	11/1999	Razza	63/1.11
D423,723	S *	4/2000	Metcalf	D28/77
D435,939	S *	1/2001	Thorpe et al.	D28/77

D463,104	S *	9/2002	Ames	D3/207
D558,084	S *	12/2007	Neff	D11/121
D558,635	S *	1/2008	Glassman	D11/80

* cited by examiner

Primary Examiner—Cathron C Brooks

Assistant Examiner—Melanie Levy

(74) *Attorney, Agent, or Firm*—Berenato, White & Stavish,
LLC

(57) **CLAIM**

The ornamental design for a carrying case worn as a locket, as shown and described.

DESCRIPTION

FIG. 1 is a top and left side perspective view of a carrying case worn as a locket showing my new design;

FIG. 2 is a front elevational view thereof;

FIG. 3 is a rear elevational view thereof;

FIG. 4 is a right side elevational view thereof;

FIG. 5 is a left side elevational view thereof;

FIG. 6 is a top plan view thereof;

FIG. 7 is a bottom plan view thereof; and,

FIG. 8 is a top and right side perspective view of FIG. 1 shown in the open position.

1 Claim, 6 Drawing Sheets

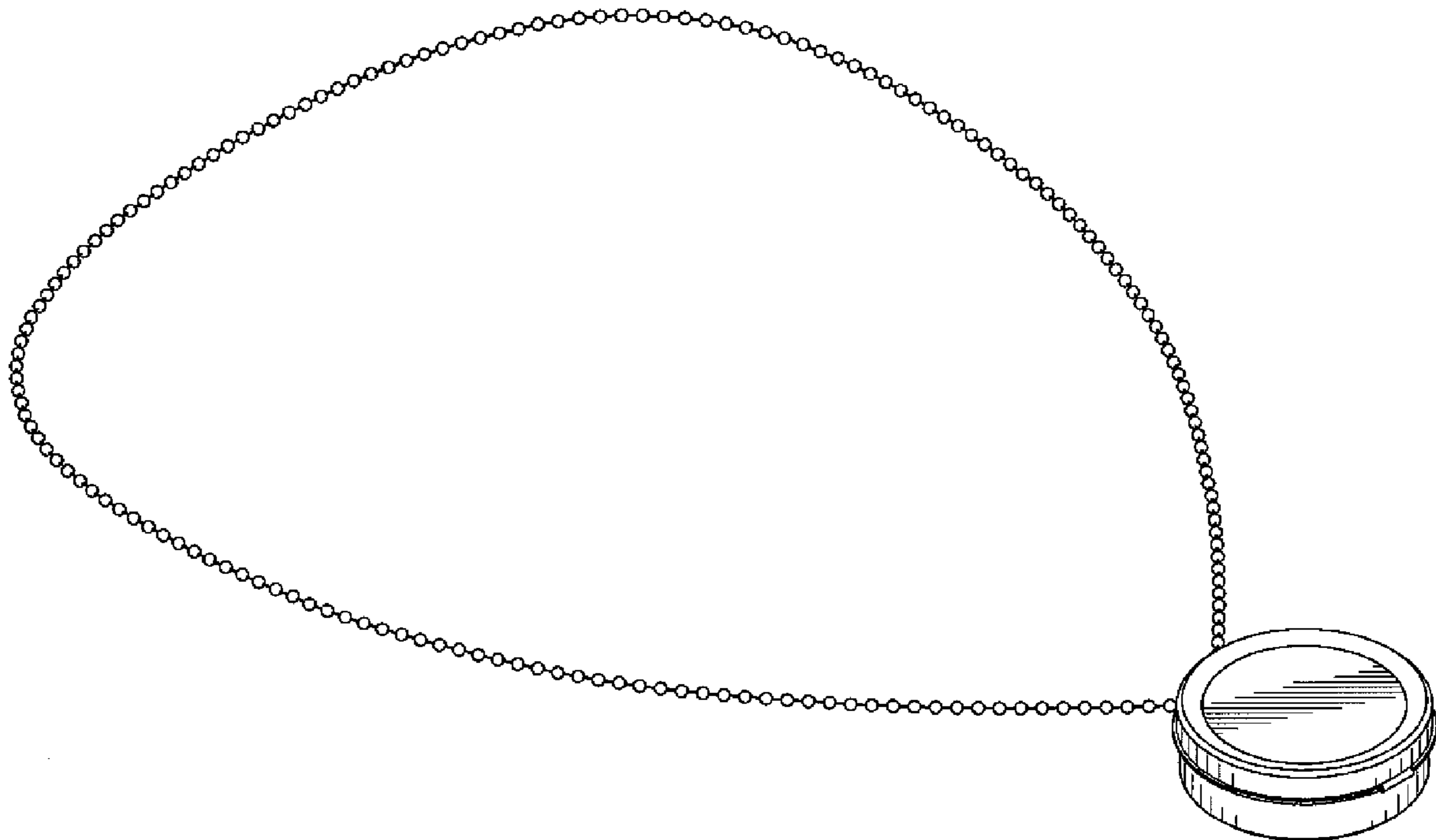


Fig. 1



Fig. 2




Fig. 3




Fig. 4

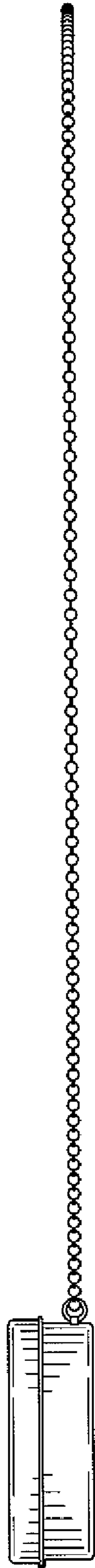


Fig. 5

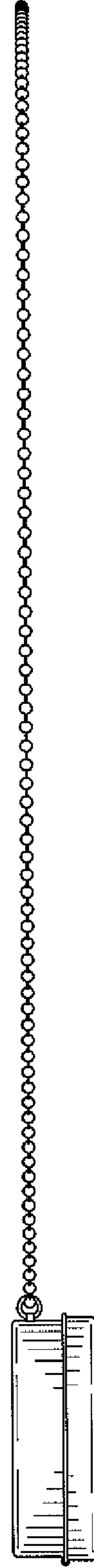


Fig. 6

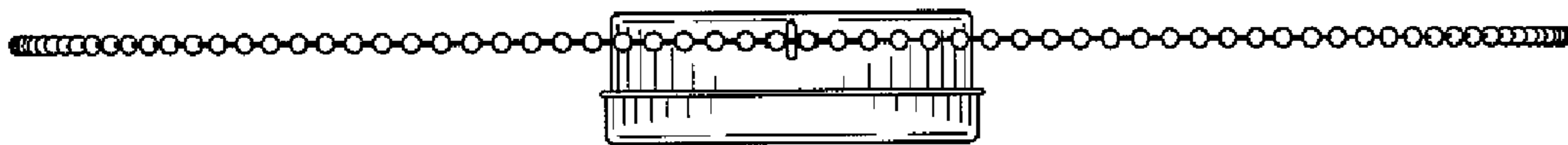


Fig. 7

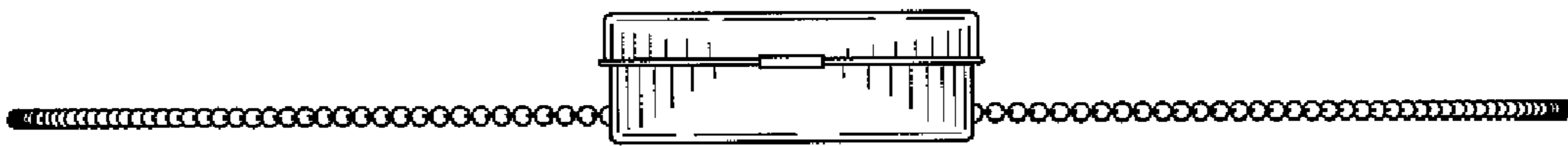


Fig. 8

