

US00D590288S

(12) **United States Design Patent**  
**San Martin**

(10) **Patent No.:** **US D590,288 S**

(45) **Date of Patent:** **\*\* Apr. 14, 2009**

(54) **JEWELRY PENDANT**

(76) **Inventor:** **Jerry San Martin**, 1936 Bunker Ave.,  
South El Monte, CA (US) 91733

(\*\*) **Term:** **14 Years**

(21) **Appl. No.:** **29/301,694**

(22) **Filed:** **Mar. 14, 2008**

(51) **LOC (9) Cl.** ..... **11-01**

(52) **U.S. Cl.** ..... **D11/7**

(58) **Field of Classification Search** ..... D11/1-25,  
D11/81, 93, 94, 95, 96, 150, 121; D99/27;  
63/3, 3.1, 3.2, 4, 5.1, 7, 10, 11, 15, 15.7,  
63/18, 21, 35, 37, 38; 59/78, 79, 79.2, 81,  
59/82, 83

See application file for complete search history.

(56) **References Cited**

**U.S. PATENT DOCUMENTS**

D45,602 S \* 4/1914 O'Shea ..... D99/27

1,480,880 A \* 1/1924 Brennan ..... D11/96  
D367,147 S \* 2/1996 Broussard ..... D99/27  
2007/0287138 A1 \* 12/2007 Denise ..... 434/236

\* cited by examiner

*Primary Examiner*—Louis S Zarfaz  
*Assistant Examiner*—Michael A Pratt

(57) **CLAIM**

The ornamental design for a jewelry pendant, as shown.

**DESCRIPTION**

FIG. 1 is a frontal view of a resurrected Christ figure in front of a cross showing my new design;

FIG. 2 is a left side view thereof;

FIG. 3 is a right side view thereof;

FIG. 4 is a rear view thereof;

FIG. 5 is a top view thereof; and,

FIG. 6 is a bottom view thereof.

**1 Claim, 6 Drawing Sheets**




FIG. 1




FIG. 2




FIG. 3

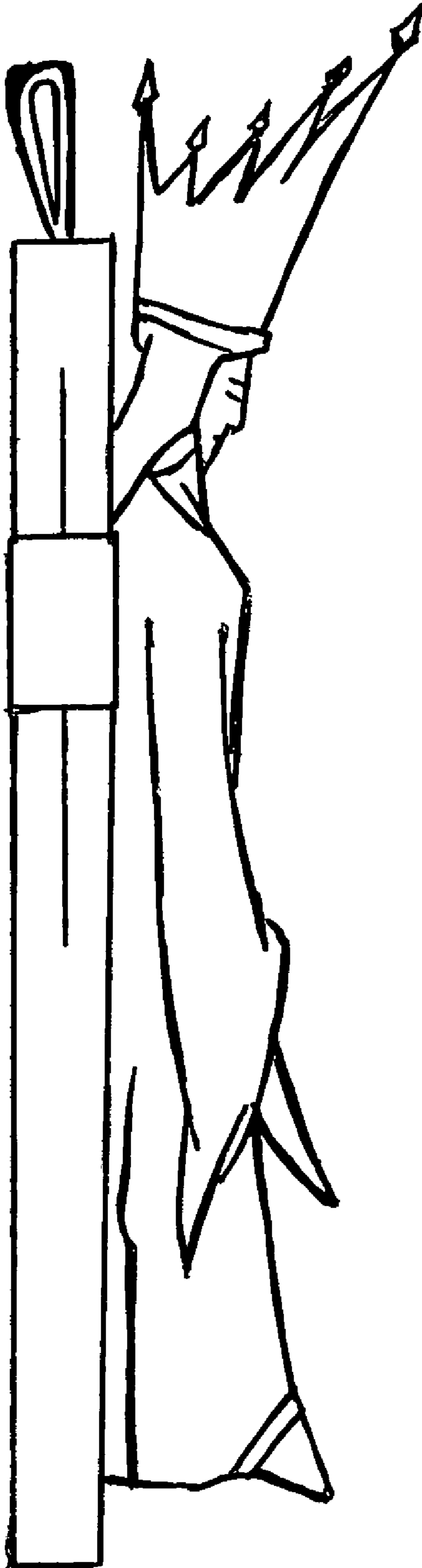


FIG. 4




FIG. 5




FIG. 6

