



US00D590276S

(12) **United States Design Patent**
Miloradovic

(10) **Patent No.:** **US D590,276 S**

(45) **Date of Patent:** **** Apr. 14, 2009**

(54) **WATCH**

(75) **Inventor:** **Vjekoslav Miloradovic**, Biel/Bienne (CH)

(73) **Assignee:** **Porsche Lizenz -und Handelsgesellschaft mbH & Co. KG**, Bietigheim-Bissingen (DE)

(**) **Term:** **14 Years**

(21) **Appl. No.:** **29/302,245**

(22) **Filed:** **Jan. 14, 2008**

(30) **Foreign Application Priority Data**

Jul. 14, 2007 (DE) 4 07 03 603

(51) **LOC (9) Cl.** **10-02**

(52) **U.S. Cl.** **D10/32**

(58) **Field of Classification Search** D10/30-39, D10/122-132; 368/276, 281, 282, 285, 80, 368/223, 228, 232, 21, 28; D11/3; 224/164
See application file for complete search history.

(56) **References Cited**

U.S. PATENT DOCUMENTS

3,427,800	A	*	2/1969	Blum	368/223
D255,016	S	*	5/1980	Hofman	D11/3
D300,724	S	*	4/1989	Silberstein	D10/32
D329,612	S	*	9/1992	Hysek	D10/39
D333,626	S	*	3/1993	Chang	D10/68
5,282,179	A	*	1/1994	Vuilleumier	368/28
D357,192	S	*	4/1995	Schneider	D10/32
D362,946	S	*	10/1995	Polenberg	D11/3
D368,229	S	*	3/1996	Crocco	D10/30
D383,409	S	*	9/1997	Riley	D11/3
D395,244	S	*	6/1998	Riley	D10/32
D413,071	S	*	8/1999	Fichter	D10/39
D415,043	S	*	10/1999	Fichter	D10/39

D423,951	S	*	5/2000	Fichter	D10/39
D430,809	S	*	9/2000	Polenberg	D10/39
D447,705	S	*	9/2001	Scheufele	D10/39
D447,962	S	*	9/2001	Lassigne	D10/32
D474,118	S	*	5/2003	Monachon	D10/32
D508,416	S	*	8/2005	Tang	D10/30
D517,432	S	*	3/2006	Laucella	D10/39
D520,384	S	*	5/2006	Scheufele	D10/39
D545,697	S	*	7/2007	Martin	D10/38
D553,534	S	*	10/2007	d'Origny	D10/124
D559,128	S	*	1/2008	Laucella	D10/39
D573,485	S	*	7/2008	Kuchler	D10/32
D573,900	S	*	7/2008	Kuchler	D10/32

FOREIGN PATENT DOCUMENTS

EM	000555248-0001	*	6/2006
EM	000555248-0002	*	6/2006

* cited by examiner

Primary Examiner—Lucy Lieberman

(74) *Attorney, Agent, or Firm*—RatnerPrestia

(57) **CLAIM**

The ornamental design for a watch, as shown and described.

DESCRIPTION

FIG. 1 is a front view of a watch;

FIG. 2 is a rear view thereof;

FIG. 3 is a right side view thereof;

FIG. 4 is a left side view thereof;

FIG. 5 is a top view thereof;

FIG. 6 is a bottom view thereof; and,

FIG. 7 is a magnified view of a portion thereof.

The watch band is shown in a different position in FIGS. 3 through 6. FIGS. 3 through 6 are shown on a larger scale than FIGS. 1 and 2.

1 Claim, 7 Drawing Sheets






FIG. 1



FIG. 2



FIG. 3



FIG. 4

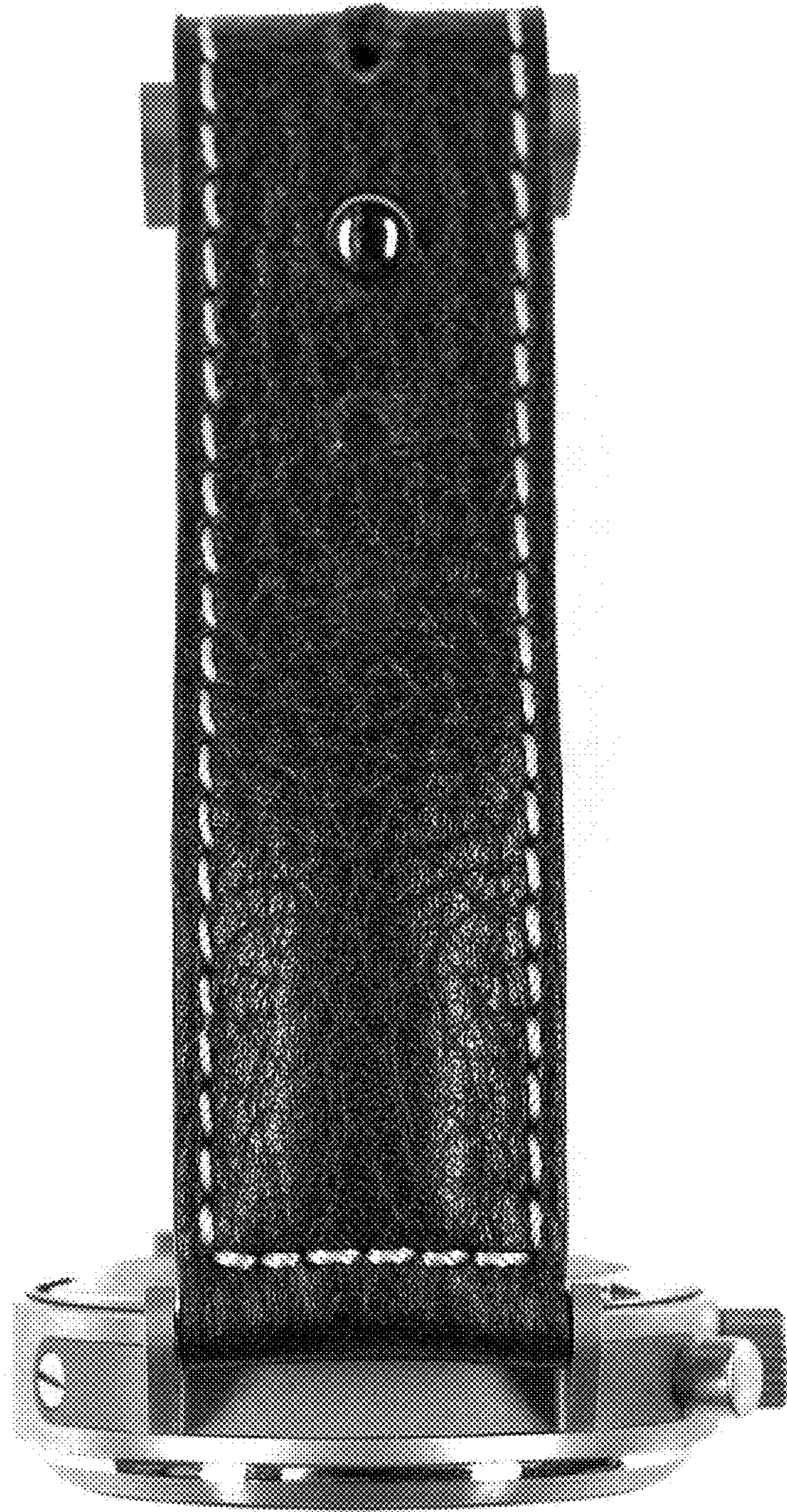


FIG. 5




FIG. 6



FIG. 7