



US00D590263S

(12) **United States Design Patent**  
**Matsumura et al.**

(10) **Patent No.:** **US D590,263 S**

(45) **Date of Patent:** **\*\* Apr. 14, 2009**

(54) **BOTTLE**

(75) Inventors: **Satoshi Matsumura**, Kyoto (JP);  
**Nobuyuki Kitamura**, Yahata (JP);  
**Motoki Tamura**, Takatsuki (JP);  
**Shinsuke Nomura**, Kyoto (JP)

(73) Assignee: **The Procter & Gamble Company**,  
Cincinnati, OH (US)

(\*\*) Term: **14 Years**

(21) Appl. No.: **29/262,831**

(22) Filed: **Jul. 12, 2006**

(51) **LOC (9) Cl.** ..... **09-01**

(52) **U.S. Cl.** ..... **D9/529; D9/535; D9/563**

(58) **Field of Classification Search** ..... D9/435,  
D9/452-454, 516, 523, 529-530, 535, 537,  
D9/539, 542, 549-552, 557-558, 565, 682,  
D9/685-691; 215/379-385; 220/660-662,  
220/669-673, 675-676

See application file for complete search history.

(56) **References Cited**

**U.S. PATENT DOCUMENTS**

D195,599 S *	7/1963	Platte et al.	.....	D9/535
D199,699 S *	12/1964	Dailey	.....	D9/535
D221,517 S *	8/1971	Luedike	.....	D9/529
D273,940 S *	5/1984	Soos et al.	.....	D9/529
D276,791 S *	12/1984	Field	.....	D9/535
D393,804 S *	4/1998	Gavin	.....	D9/558
D425,432 S *	5/2000	Lewin	.....	D9/558

D443,515 S *	6/2001	Fenton et al.	.....	D9/521
D456,717 S *	5/2002	Roher	.....	D9/549
D471,463 S *	3/2003	Jones et al.	.....	D9/529
D490,320 S *	5/2004	Guislain	.....	D9/542
D548,076 S *	8/2007	Matsumura et al.	.....	D9/435
D548,600 S *	8/2007	Escobosa et al.	.....	D9/521

\* cited by examiner

*Primary Examiner*—Ian Simmons

*Assistant Examiner*—Dana L Sipos

(74) *Attorney, Agent, or Firm*—David V. Upite; Mark A. Charles; Kim William Zerby

(57) **CLAIM**

The ornamental design for bottle, as shown and described.

**DESCRIPTION**

FIG. 1 is a top, front, left side perspective view of a bottle showing our new design;

FIG. 2 is a front elevation view thereof, shown at an enlarged scale, the rear elevation view being identical;

FIG. 3 is a side view, the opposing side elevation being identical;

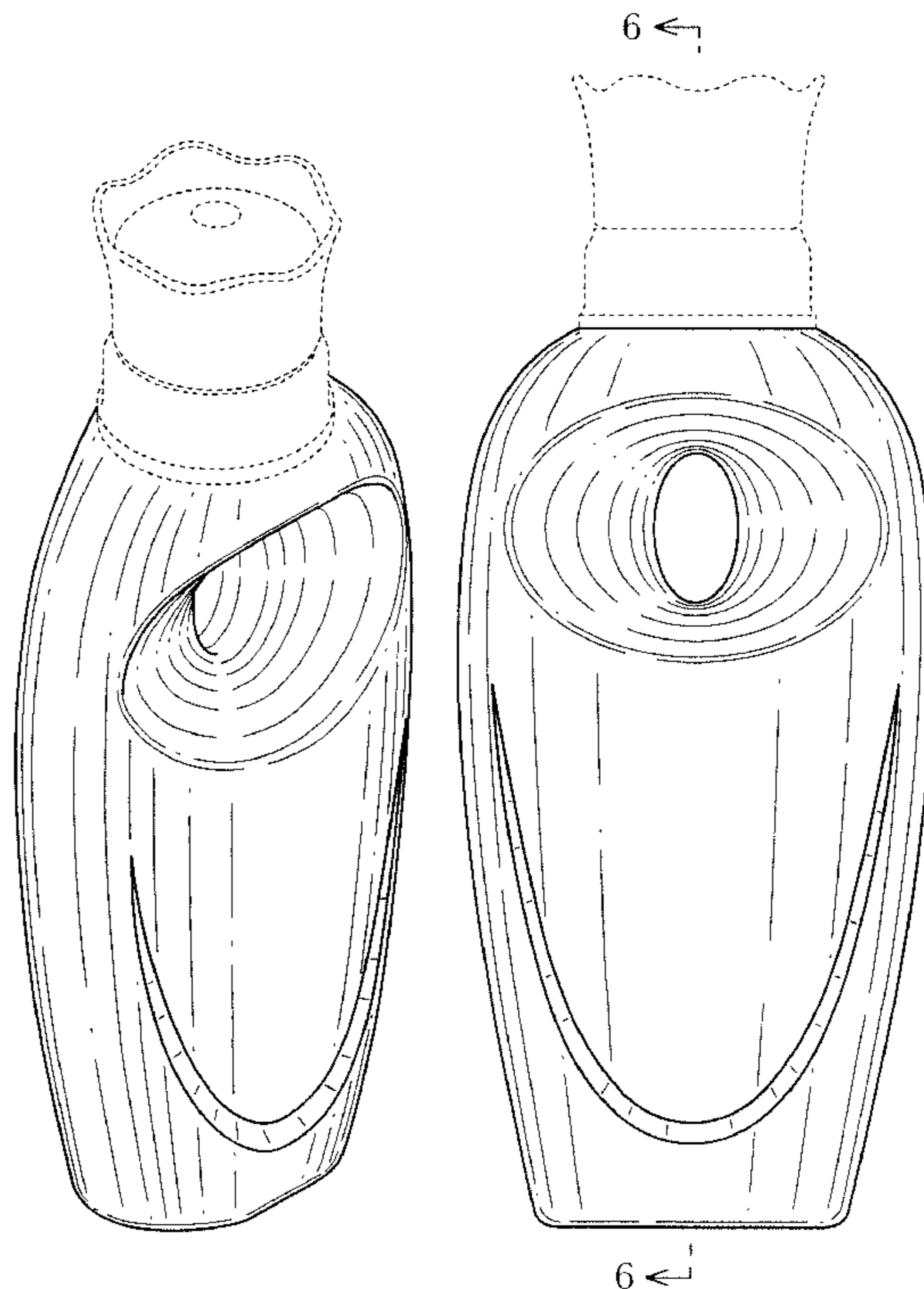
FIG. 4 is a top plan view thereof;

FIG. 5 is a bottom view thereof; and,

FIG. 6 is a cross sectional view taken along the line 6—6 in the FIG. 2 drawing view.

The broken lines shown in the drawings are for illustrative purposes only and form no part of the claimed design.

**1 Claim, 5 Drawing Sheets**



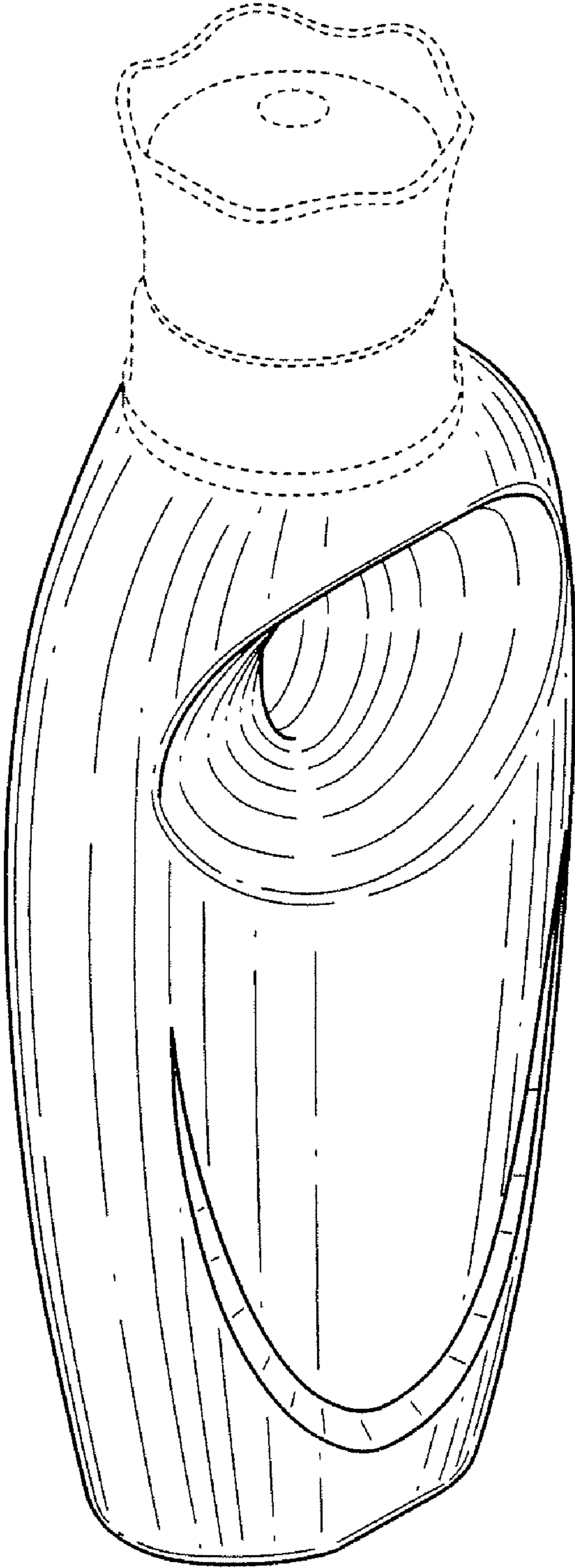


Fig. 1

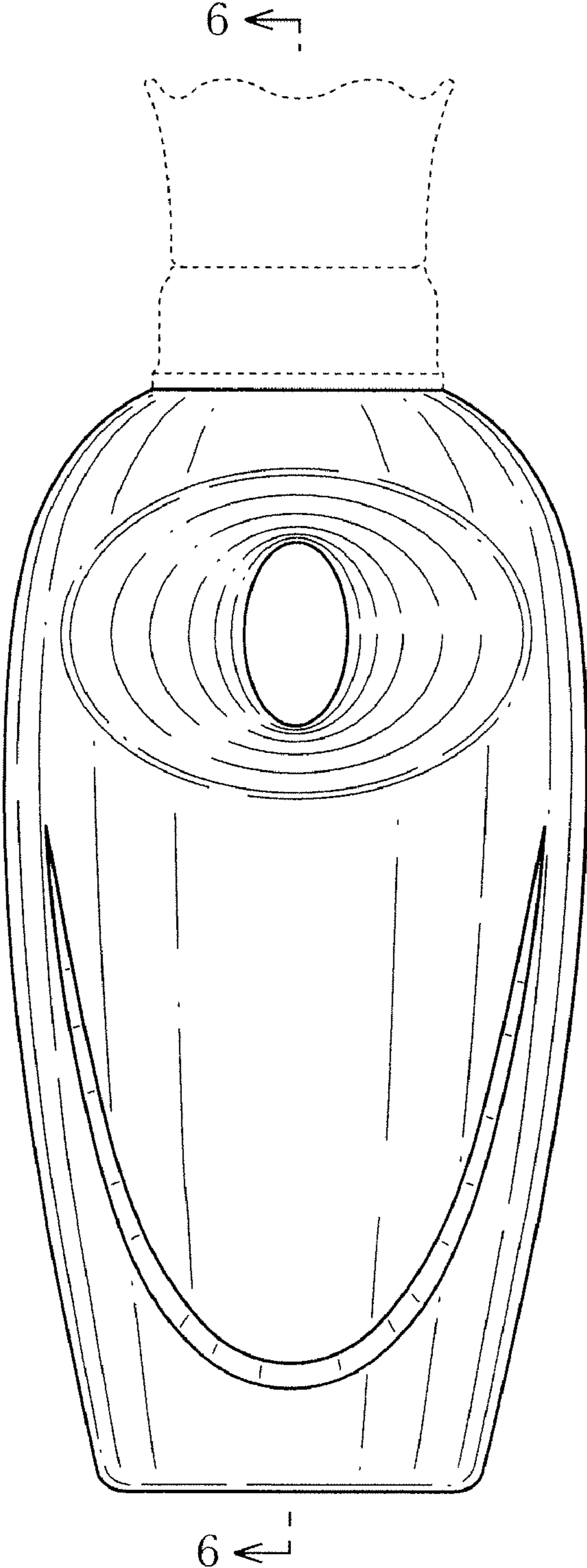


Fig. 2

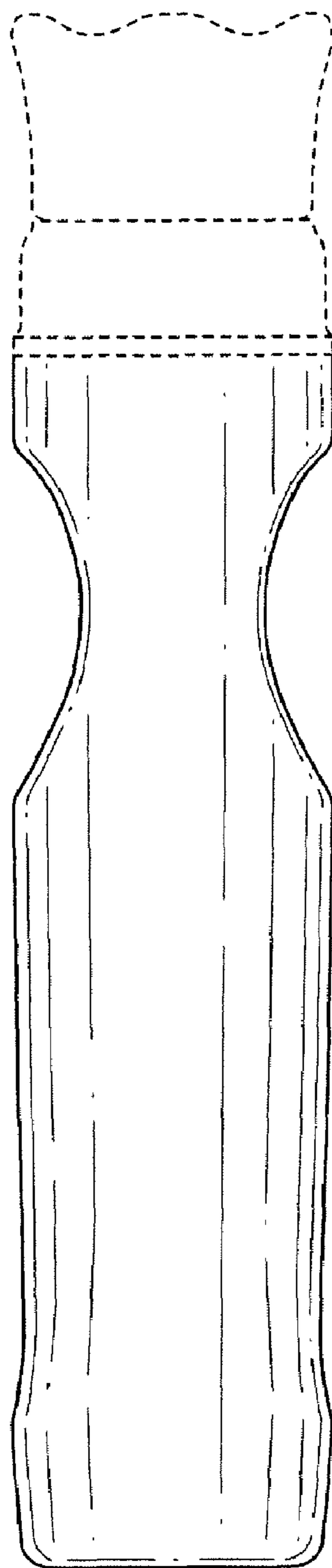


Fig. 3

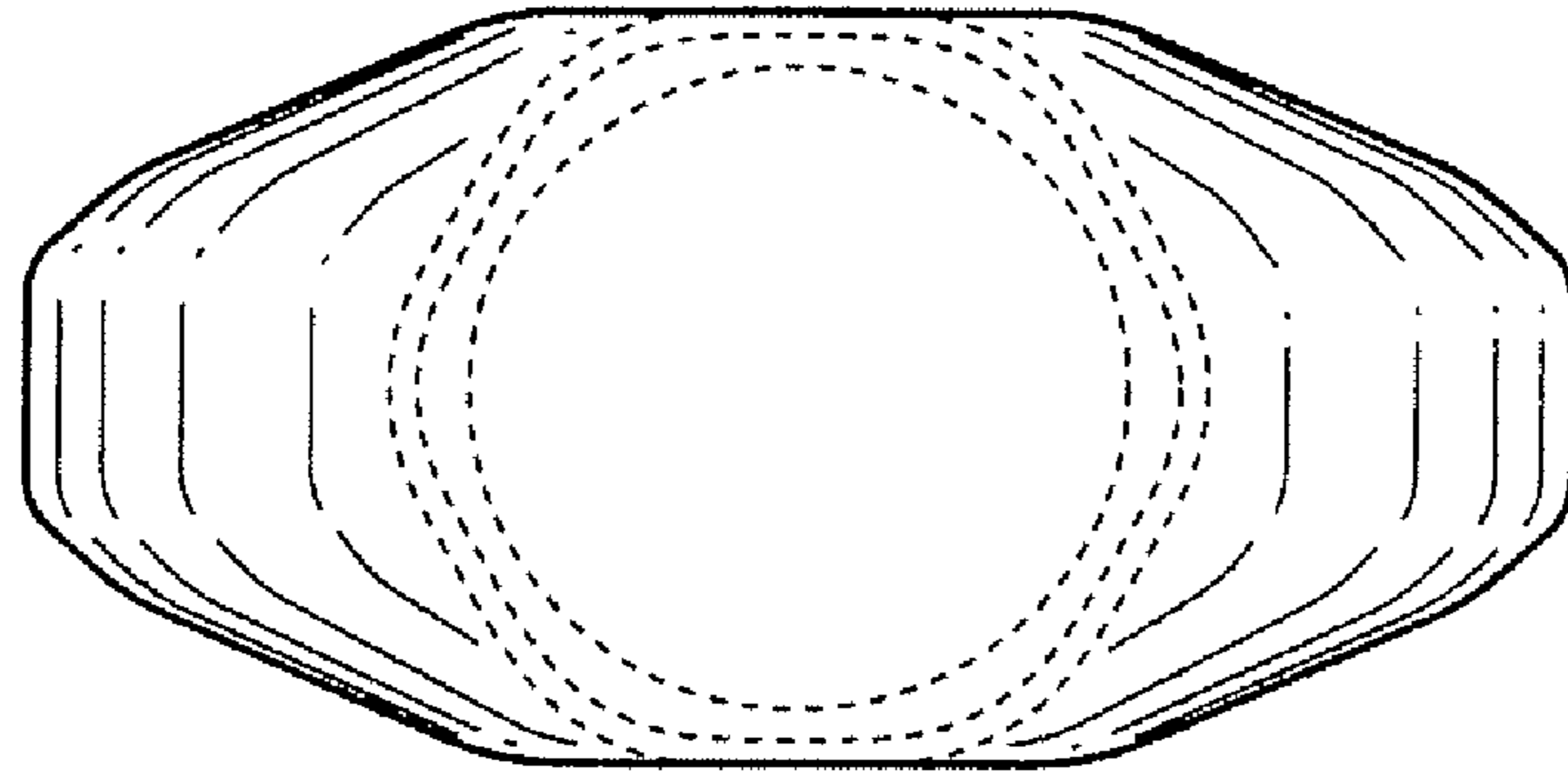


Fig. 4

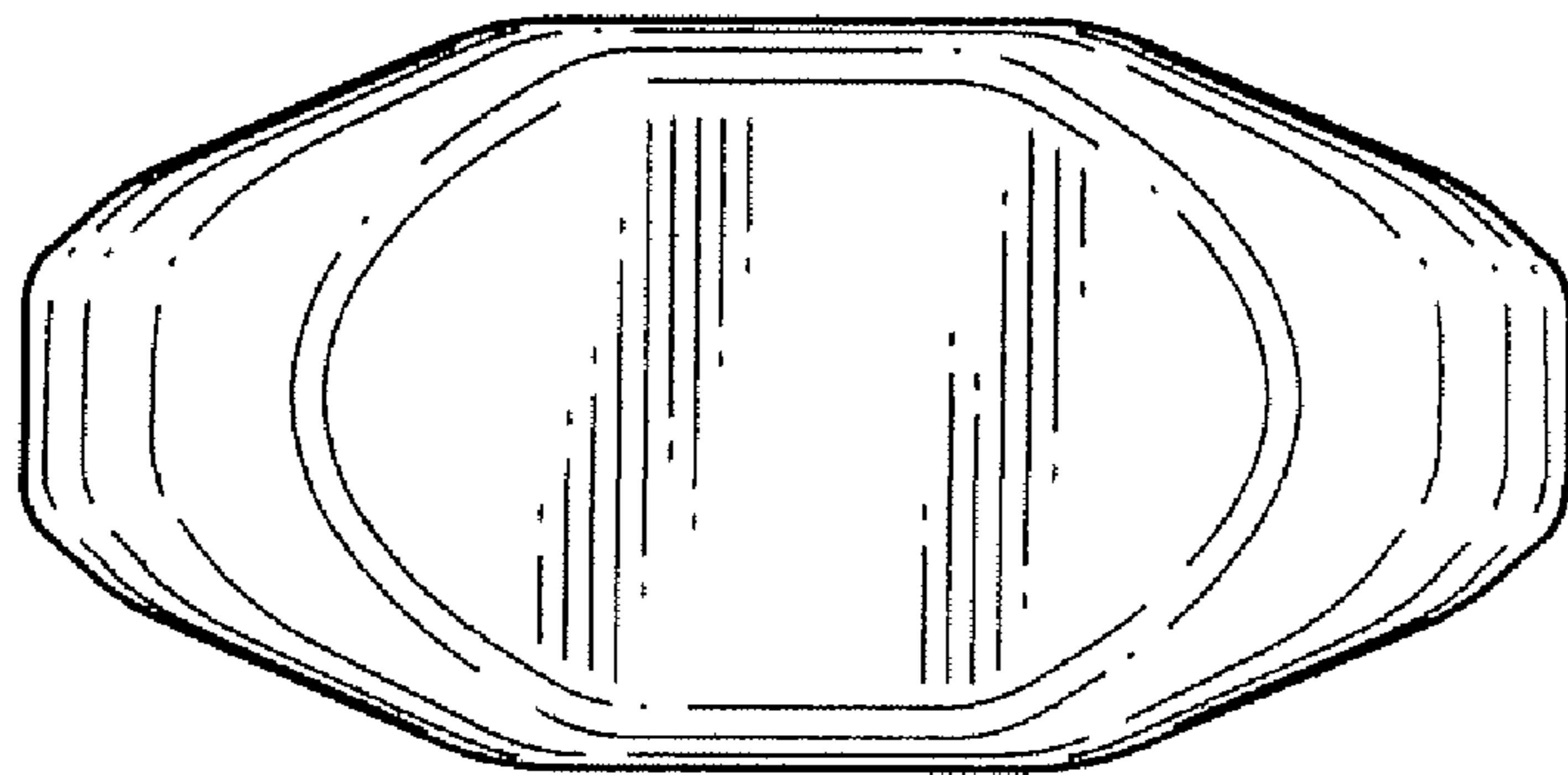


Fig. 5

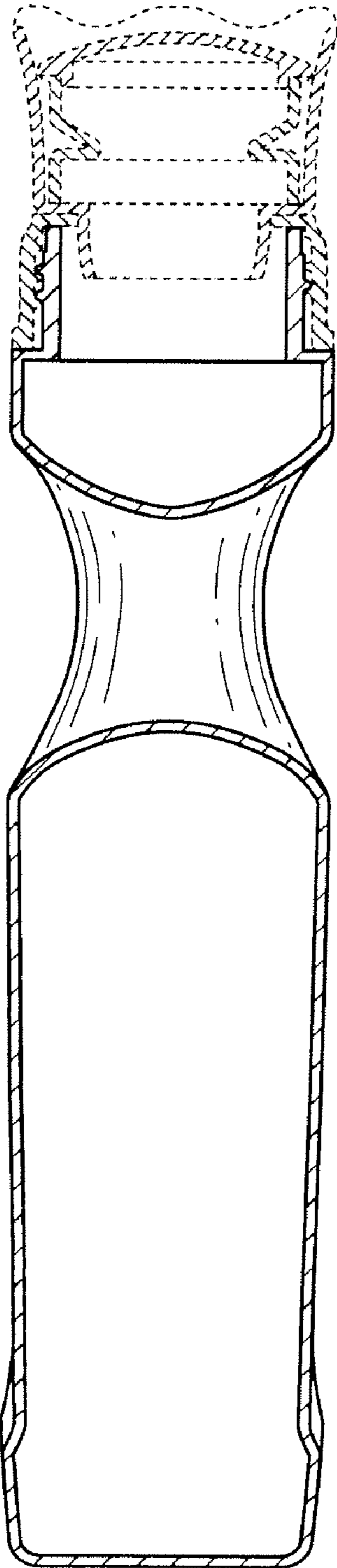


Fig. 6