

US00D590245S

(12) **United States Design Patent**
Nanda

(10) **Patent No.:** **US D590,245 S**
(45) **Date of Patent:** **** Apr. 14, 2009**

(54) **COMMERCIAL PACKAGE**
(75) Inventor: **Puneet Nanda**, Cerritos, CA (US)
(73) Assignee: **Dr. Fresh, Inc.**, Buena Park, CA (US)
(**) Term: **14 Years**
(21) Appl. No.: **29/278,893**
(22) Filed: **Apr. 12, 2007**
(51) **LOC (9) Cl.** **09-03**
(52) **U.S. Cl.** **D9/415; D9/418; D9/425**
(58) **Field of Classification Search** D9/414-416,
D9/418, 422-425, 430-432, 757-758, 761;
D24/218; D3/264, 903, 218; 206/521.1-521.8,
206/724-725, 362.2; 229/123.2, 125.14,
229/125.35, 207; 220/345.4, 350-351, 788
See application file for complete search history.

6,328,158 B1 12/2001 Bisbal et al.
6,397,860 B1 6/2002 Hill, II
6,484,875 B1 11/2002 Brainerd et al.
6,672,783 B1 1/2004 Licata et al.
D501,791 S * 2/2005 Geiberger et al. D9/415
D508,399 S 8/2005 Nanda
6,945,397 B2 9/2005 Brattesani et al.
7,094,981 B2 * 8/2006 Sorrentino et al. 200/332.2

* cited by examiner

Primary Examiner—Robert M. Spear
Assistant Examiner—Susan E Krakower
(74) *Attorney, Agent, or Firm*—Knobbe, Martens, Olson & Bear, LLP

(56) **References Cited**

U.S. PATENT DOCUMENTS

2,611,476 A 9/1952 Coney
3,019,572 A 2/1962 Berry et al.
3,324,997 A 6/1967 Bonanno
D218,882 S * 10/1970 Bourke D9/415
3,884,635 A 5/1975 Sloan
4,214,657 A 7/1980 Winston
5,000,376 A 3/1991 Wojdyla
D317,718 S 6/1991 Carol
D336,040 S * 6/1993 Philippe D9/415
5,275,438 A 1/1994 Stuhl
5,718,336 A 2/1998 Haarlander
5,839,575 A 11/1998 Blanco
D406,756 S * 3/1999 Garganese D9/418
D408,278 S * 4/1999 Konop D9/415
5,984,091 A 11/1999 Orr et al.
D418,053 S * 12/1999 Kornick et al. D9/415
6,047,820 A 4/2000 Heize, III
D423,927 S * 5/2000 Senyuva et al. D9/415
D425,414 S * 5/2000 Baker et al. D9/415
6,062,233 A 5/2000 Williams
6,155,414 A 12/2000 Vaessen
6,182,823 B1 2/2001 Rinde
D452,430 S * 12/2001 Massari D9/415
D452,431 S * 12/2001 Massari D9/415
D452,432 S * 12/2001 Massari D9/415

(57) **CLAIM**

The ornamental design for a commercial package, as shown and described.

DESCRIPTION

FIG. 1 is a top, front, and left side perspective view of a commercial package showing my new design;
FIG. 2 is a top, rear, and left perspective view of FIG. 1;
FIG. 3 is a front elevation view of FIG. 1;
FIG. 4 is a rear elevation view of FIG. 1;
FIG. 5 is a left side view of FIG. 1;
FIG. 6 is a right side view of FIG. 1;
FIG. 7 is a top plan view of FIG. 1; and,
FIG. 8 is a bottom plan view of FIG. 1.

Shown in phantom lines in each embodiment are an upper portion of the packaging, rounded lower corners of the packaging, and selected portions of the packaging blister which form no part of the claimed designs.

The broken line showing of rounded lower corners, and selected portions of the package forms no part of the claimed design.

The broken lines which define the bounds of the claimed design form no part thereof.

1 Claim, 4 Drawing Sheets






FIG. 1




FIG. 2




FIG. 3

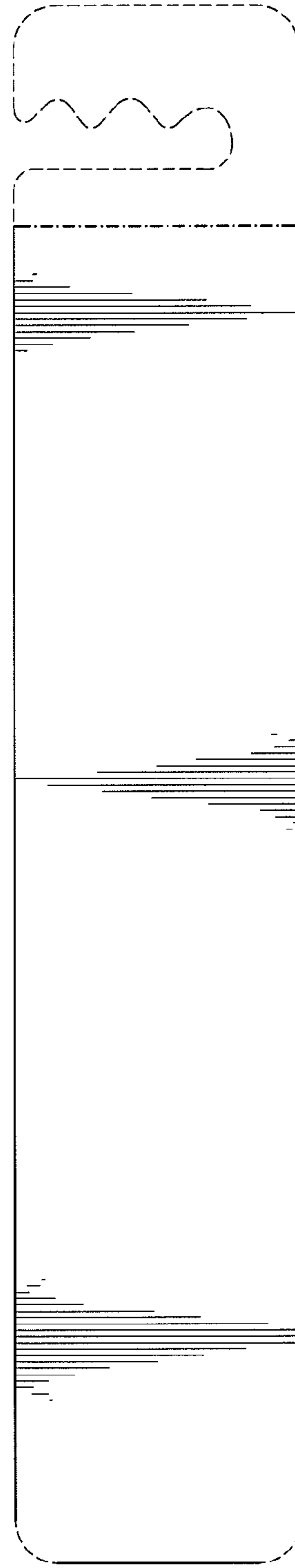


FIG. 4

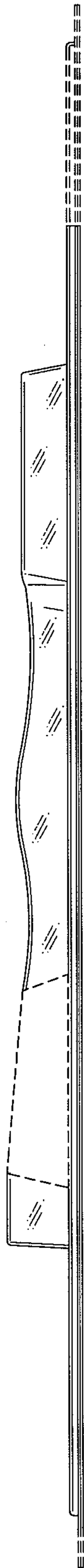


FIG. 5

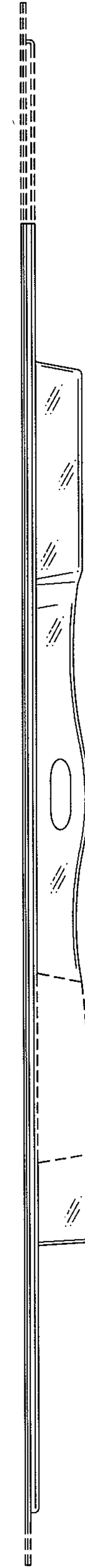


FIG. 6

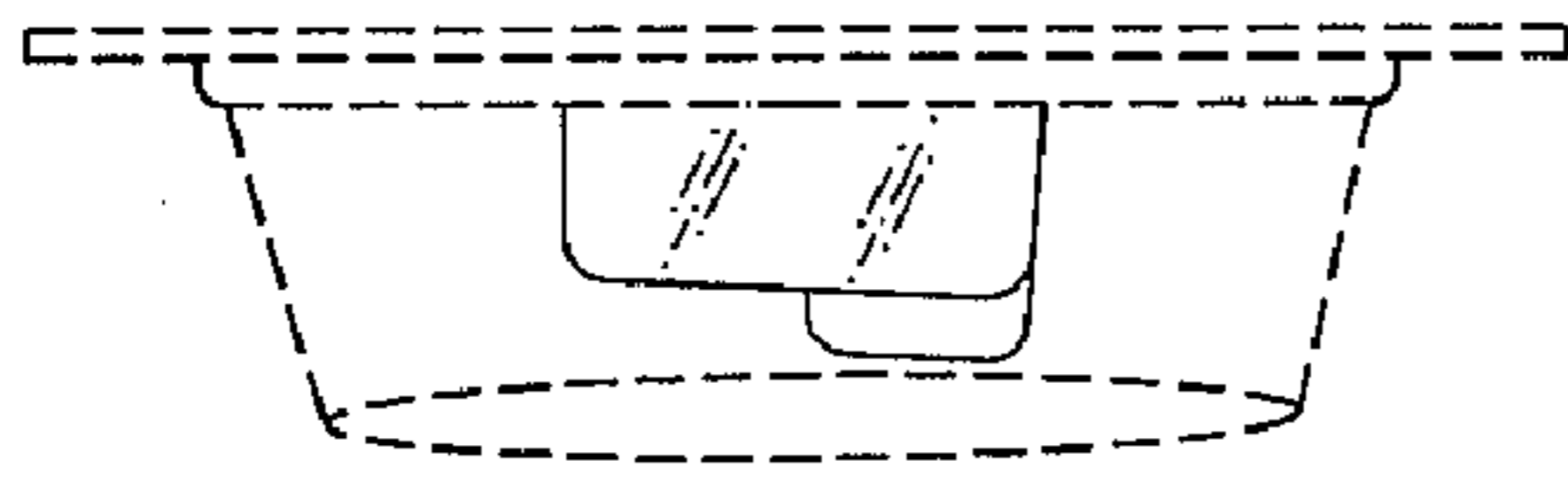


FIG. 7

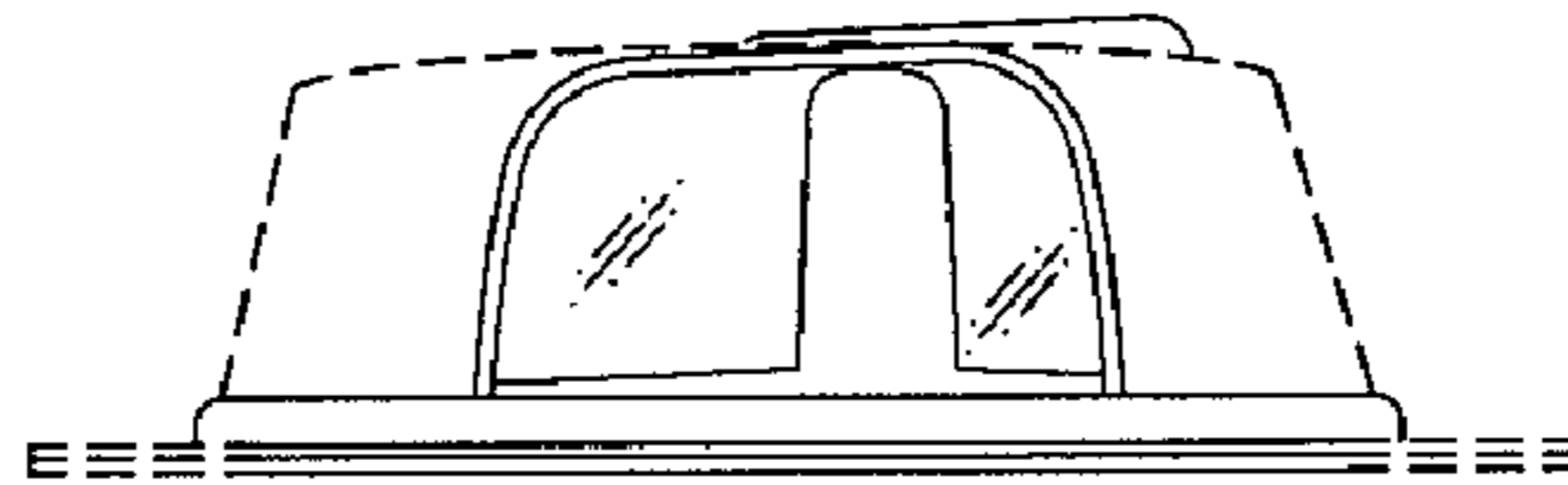


FIG. 8