



US00D590235S

(12) **United States Design Patent**  
**Yan**

(10) **Patent No.:** **US D590,235 S**

(45) **Date of Patent:** **\*\* Apr. 14, 2009**

(54) **UNIVERSAL SUPPORT BRACKET FOR ELECTRICAL JUNCTION BOX**

*Primary Examiner*—Holly H Baynham  
(74) *Attorney, Agent, or Firm*—Michael Olson

(76) **Inventor:** **Frank Yan**, 5 Windwood, Irvine, CA (US) 92604

(57) **CLAIM**

(\*\*) **Term:** **14 Years**

I claim the ornamental design for an universal support bracket for electrical junction box, as shown and described.

(21) **Appl. No.:** **29/321,377**

**DESCRIPTION**

(22) **Filed:** **Jul. 15, 2008**

(51) **LOC (9) Cl.** ..... **08-05**

(52) **U.S. Cl.** ..... **D8/354**

(58) **Field of Classification Search** ..... D8/349, D8/354; 248/300, 27.1

See application file for complete search history.

FIG. 1 depicts a perspective view of an universal support bracket for electrical junction box depicting my new design;

FIG. 2 depicts a perspective view in an alternate position of an universal support bracket for electrical junction box;

FIG. 3 depicts a front view of an universal support bracket for electrical junction box depicting my new design.

FIG. 4 depicts a right side view of an universal support bracket for electrical junction box depicting my new design; and,

FIG. 5 depicts a bottom view of an universal support bracket for electrical junction box depicting my new design.

(56) **References Cited**

**U.S. PATENT DOCUMENTS**

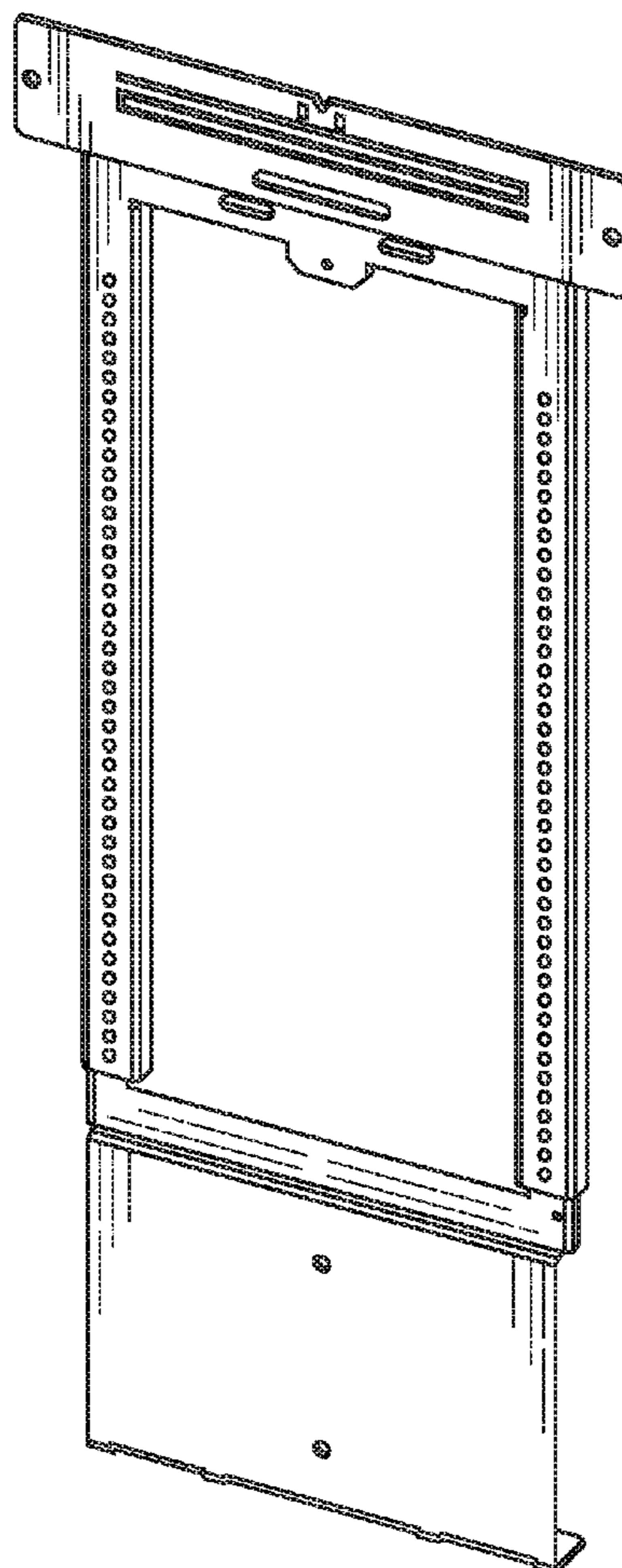
5,288,041 A \* 2/1994 Webb ..... 248/27.1

5,330,137 A \* 7/1994 Oliva ..... 248/27.1

6,384,334 B1 \* 5/2002 Webb ..... 174/58

\* cited by examiner

**1 Claim, 4 Drawing Sheets**



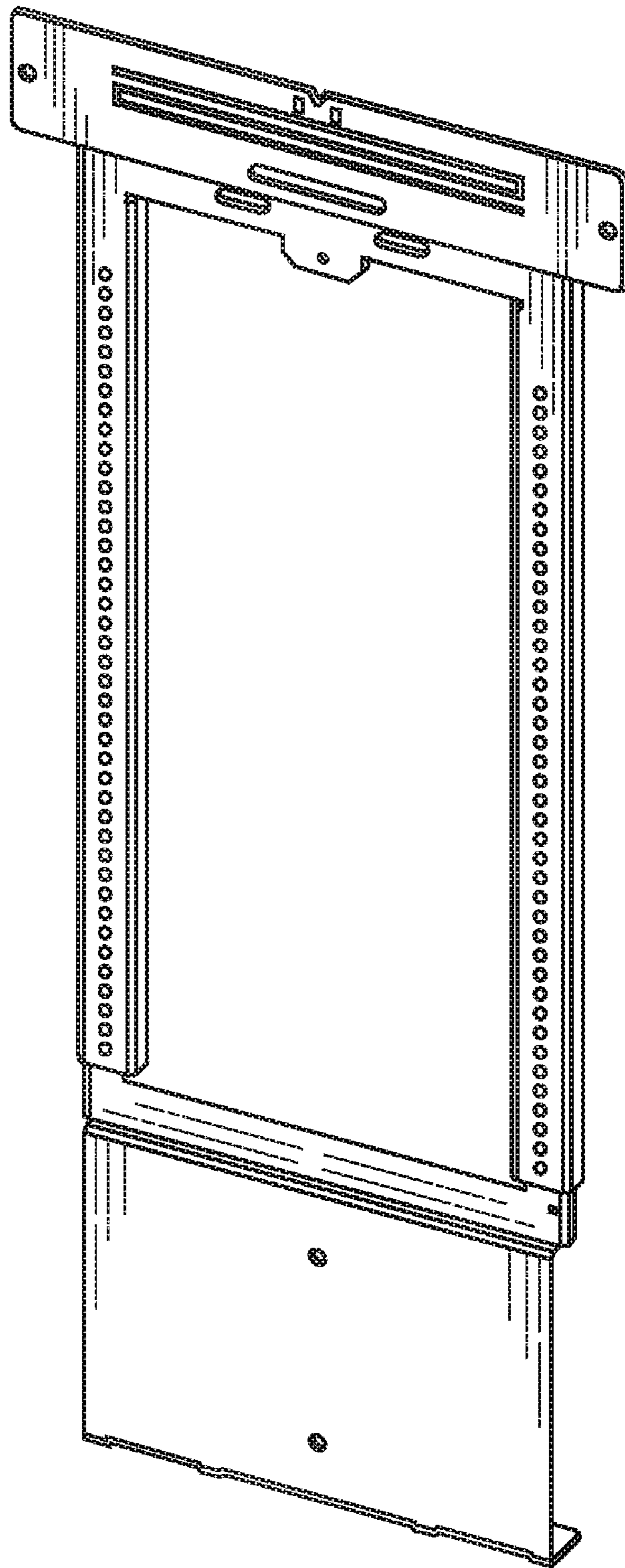


FIG. 1

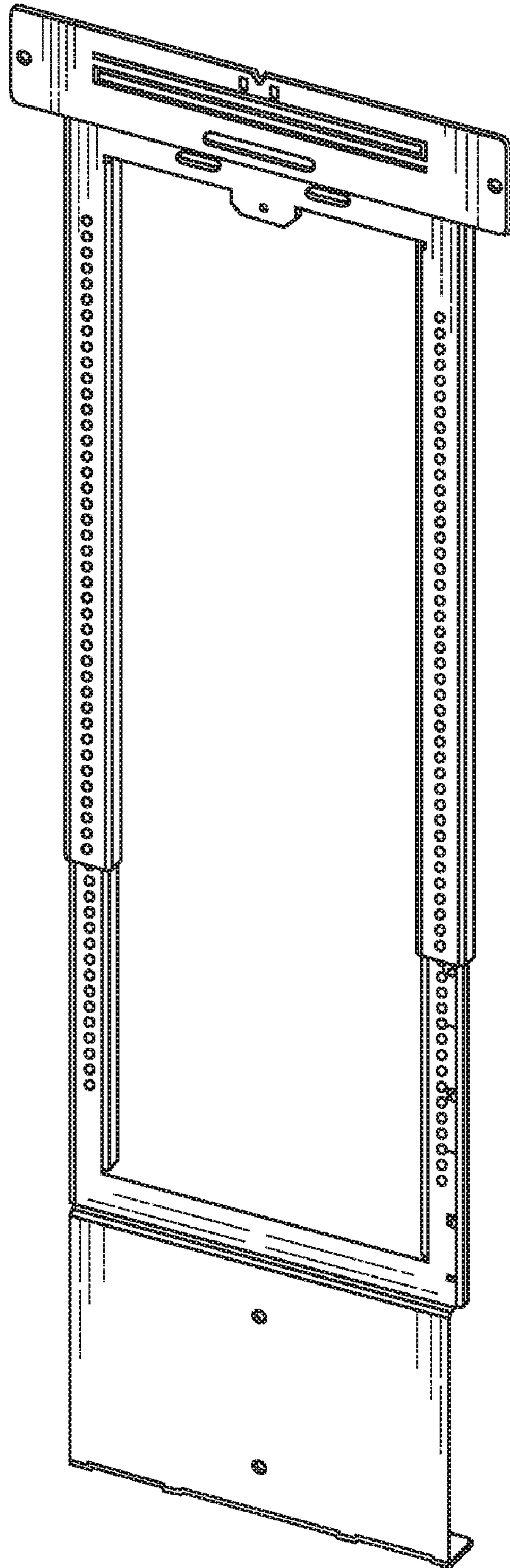


FIG. 2




FIG. 3



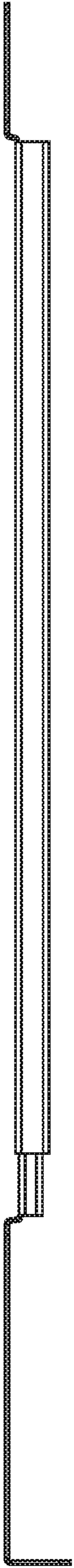


FIG. 4




FIG. 5